



Valves for industry, HVAC & water works

• Brass ball valves	20	• Air release valves	129
• Cast iron ball valves	24	• Float valves	130
• Carbon steel & stainless steel ball valves	25	• Needle valves	131
• Carbon steel & stainless steel ball valves - Mars Valves ..	61	• Globe valves	131
• Carbon steel & stainless steel ball valves - JC Valves	66	• Piston valves	133
• Carbon steel & stainless steel ball valves - Adler	77	• Forged valves	134
• Ball valves with limit switch box	80	• Cast steel valves	139
• Concentric butterfly valves	82	• Check valves	140
• Double offset butterfly valves	108	• Y-strainers	146
• Triple offset butterfly valves	113	• Expansion joints	148
• Knife gate valves	114	• Rubber-metal pipe connector	150
• Service connection valves	128		



Automation components

• On/off pneumatic actuated valves	152	• Accessories for pneumatic actuation	162
• Solenoid valves	154	• Electric actuators	166
• Electric actuated valves	158	• Accessories for pneumatic & electric actuation	170
• Pneumatic actuators	159		



Industry

• Pressure reducing valves	172	• Gas equipment	176
• Safety valves	174	• Steam equipment	179
• Overflow valves	175	• Compressed air equipment	183
• Vacuum & pressure valve	175	• Instrumentation	186
• Hammer arresters	176	• Insulation	198

Table of content



Connections for industry, HVAC & water works

• Malleable cast iron fittings.....	200	• Flanges.....	238
• Carbon steel fittings.....	211	• Quick couplings.....	246
• Stainless steel fittings.....	213	• Water supply & distribution network fittings.....	253
• Carbon steel welding fittings.....	228	• Tapping bridges.....	256
• Stainless steel welding fittings.....	230		



Plastic valves & fittings for industry

• Ball valves.....	258	• Y-strainer.....	265
• Butterfly valves.....	261	• Pressure reducing valves.....	266
• Pneumatic actuated valves components.....	262	• Overflow valves.....	266
• Membrane valves.....	262	• Control - Instrumentation.....	267
• Solenoid valves.....	263	• Fittings and couplings.....	269
• Check valves.....	264	• Chemical resistance manual.....	274
• Air vents.....	265		



Valves for building

• Ball valves.....	276	• Bibcock valves.....	284
• Gate valves.....	282	• Check valves.....	285
• Float valves.....	283	• Y-strainers.....	287
• Globe valves.....	283	• PVC & PP valves.....	287
• Needle valve.....	284		



Valves for industry, HVAC & water works

• Brass ball valves	20
• Cast iron ball valves	24
• Carbon steel & stainless steel ball valves	25
• Carbon steel & stainless steel ball valves - Mars Valves	61
• Carbon steel & stainless steel ball valves - JC Valves	66
• Carbon steel & stainless steel ball valves - Adler	77
• Ball valves with limit switch box	80
• Concentric butterfly valves	82
• Double offset butterfly valves	108
• Triple offset butterfly valves	113
• Knife gate valves	114
• Service connection valves	128
• Air release valves	129
• Float valves	130
• Needle valves	131
• Globe valves	131
• Piston valves	133
• Forged valves	134
• Cast steel valves	139
• Check valves	140
• Y-strainers	146
• Expansion joints	148
• Rubber-metal pipe connector	150

Except where otherwise specified:

- all our pneumatic actuated valves are designed for a compressed air supply of 6 bar - Please consult for any other air supply pressure;
- all our electric actuated valves are equipped with a 230V AC actuator as standard - Please consult for any other power supply;
- ⚠ all our actuated valves are designed for a ΔP max. of 10 bar;
- ⚠ all our electric actuated butterfly valves are designed for a ΔP max. of 10 bar up to DN300 and 5 bar above.

Heavy duty

2014/68/EU Directive - Risk category I / module A - Nickel-plated CW617N brass body - Chrome-plated brass ball - PTFE seats & gland pack - EPDM o-ring - Full bore - Anti-blowout stem up to 2" - PS: see tables - TS: -10°C/+120°C.



Female/female



576 - Red steel lever

523 - Red butterfly handle

Ø	1/8"	1/4"	3/8"	1/2"	3/4"	1"	1"1/4"	1"1/2"	2"	2"1/2"	3"	4"
PS (bar)	40	40	40	40	40	40	32	30	25	16	16	16
576 code	576001	576002	576003	576004	576005	576006	576007	576008	576009	576010	576011	576012
523 code	-	523002	523003	523004	523005	523006	-	-	-	-	-	-

Male/female



527 - Red steel lever

537 - Red butterfly handle

Ø	1/4"	3/8"	1/2"	3/4"	1"	1"1/4"	1"1/2"	2"
PS (bar)	40	40	40	40	40	32	30	25
527 code	527002	527003	527004	527005	527006	527007	527008	527009
537 code	537002	537003	537004	537005	537006	-	-	-

Male/male



538 - Red steel lever

548 - Red aluminium butterfly handle

Ø	3/8"	1/2"	3/4"	1"
PS (bar)	40	40	40	40
538 code	538003	538004	538005	538006
548 code	548003	548004	548005	548006

Female/female



521 - Black lever or butterfly handle

NPS	1/4"	3/8"	1/2"	3/4"	1"
PS (bar)	40	40	40	40	40
lever code	521002	521003	521004	521005	521006
butterfly handle code	521012	521013	521014	521015	521016

Dry cleaned for oxygen service

2014/68/EU Directive - Risk category I / module A - Nickel plated CW617N brass body - PTFE seats & gland pack - Full bore - Anti-blowout stem - PS: see tables - TS: -20°C/+120°C - Supplied with caps inside sealed bags up to 1".



Female/female



520 - White lever - Female/female

561 - White butterfly handle - Female/female

Ø	1/4"	3/8"	1/2"	3/4"	1"	1"1/4"	1"1/2"	2"
PS (bar)	40	40	40	40	40	32	30	20
520 code	520002	520003	520004	520005	520006	520007	520008	520009
561 code	561002	561003	561004	561005	561006	-	-	-

Male/male




50200 - White lever - Male/male

50201 - White butterfly handle - Male/male

Ø	3/8"	1/2"	3/4"	1"	1"1/4"	1"1/2"	2"
PS (bar)	40	40	40	40	32	30	20
50200 code	502003	502004	502005	502006	502007	502008	502009
50201 code	502013	502014	502015	502016	-	-	-

Gas service

Excluded from 2014/68/EU Directive (article 1, §2.f) - Valve for public gas network XPE 29141- MOP 5 category - CW617N brass body - Chrome-plated brass ball - PTFE seats - NBR o-ring - Full bore - Anti-blowout stem - PS: 5 bar - TS: -5°C/+60°C.




620 - Yellow steel lever

Ø	1/2"	3/4"	1"	1"1/4"	1"1/2"	2"
PS (bar)	5	5	5	5	5	5
code	620004	620005	620006	620007	620008	620009


Compressed air service

COMPRESSED AIR

2014/68/EU Directive - Risk category I / module A - Nickel-plated CW617N brass body - Chrome-plated brass ball - PTFE seats & gland pack - FKM o-ring - Full bore - Anti-blowout stem - PS: see tables - TS: -10°C/+120°C.



Female/female




VS 40 - Blue steel lever

VS 42 - Blue aluminium butterfly handle

Ø	1/4"	3/8"	1/2"	3/4"	1"	1"1/4"	1"1/2"	2"
PS (bar)	40	40	40	40	40	30	30	25
VS 40 code	-	-	179002	179003	179004	179005	179006	179007
VS 42 code	179020	179021	179022	179023	179024	-	-	-

Male/female



VS 41 - Blue steel lever

VS 43 - Blue aluminium butterfly handle

Ø	1/4"	3/8"	1/2"	3/4"	1"
PS (bar)	40	40	40	40	40
VS 41 code	-	-	179102	179103	179104
VS 43 code	179120	179121	179122	179123	179124

Locking device

2014/68/EU Directive - Risk category I / module A - Nickel-plated CW617N brass body - PTFE seats - Full bore - Tamper-resistant stem - 4 point locking device - On/off position indicator - PS: see tables.



556 - Sferalock® - Female/female

⚠ Compressed air up to 20 bar only - TS: -10°C/+120°C.

Ø	1/4"	3/8"	1/2"	3/4"	1"	1"1/4"	1"1/2"	2"
PS (bar)	40	40	40	40	40	30	25	20
code	556002	556003	556004	556005	556006	556007	556008	556009

557 - Sferalock® - Female/female with decompression hole


⚠ Compressed air up to 10 bar only - TS: -10°C/+100°C.



Ø	1/4"	3/8"	1/2"	3/4"	1"
PS (bar)	40	40	40	40	40
code	557002	557003	557004	557005	557006

Reduction gear handle

97/23/EC Directive - Risk category I / module A - Nickel plated CW617 brass body - PTFE seats - NBR o-ring - Full bore - Anti-blowout stem - PS: see table - TS: -10°C/+90°C.



531



Ø	3/8"	1/2"	3/4"	1"	1"1/4"	1"1/2"	2"	2"1/2"
PS (bar)	40	40	40	40	25	25	25	25
code	531003	531004	531005	531006	531007	531008	531009	531010

ISO pad

2014/68/EU Directive - Risk category I / module A - ACS certified except 1/4" & 3/8" - Nickel-plated CW617N brass body - PTFE seats - Stem tightness: NBR - Full bore - PS: 16 bar - TS: -10°C/+100°C -
⚠ Delivered bare shaft for direct mounting automation.



■ 2 way

502 XS - 2 way brass ball valve

DN	1/2"	3/4"	1"	1"1/4	1"1/2	2"	2"1/2	3"	4"
PS (bar)	16	16	16	16	16	16	16	16	16
code	270002	270003	270004	270005	270006	270007	270038	270039	270040

502 XS - Pneumatic actuated brass ball valve

Direct mounting.



Ø	double acting	
	actuator	code
1/4"	ADA20	270090015100
3/8"	ADA20	270091015100
1/2"	ADA20	270002015100
3/4"	ADA20	270003015100
1"	ADA20	270004015100
1"1/4	ADA20	270005015100
1"1/2	ADA40	270006015101
2"	ADA80	270007015102
2"1/2	ADA80	270038015102
3"	ADA130	270039015103
4"	ADA200	270040015104



Ø	spring return	
	actuator	code
1/4"	ASR20	270090016100
3/8"	ASR20	270091016100
1/2"	ASR20	270002016100
3/4"	ASR20	270003016100
1"	ASR40	270004016101
1"1/4	ASR80	270005016102
1"1/2	ASR130	270006016103
2"	ASR200	270007016104
2"1/2	ASR200	270038016104
3"	ASR300	270039016105
4"	ASR300	270040016105

502 XS - Pneumatic actuated brass ball valve

Direct mounting.



Ø	double acting	
	actuator	code
1/4"	AP42	270090017004
3/8"	AP42	270091017004
1/2"	AP42	270002017004
3/4"	AP42	270003017004
1"	AP42	270004017004
1"1/4	AP50	270005017006
1"1/2	AP63	270006017007
2"	AP75	270007017008
2"1/2	AP75	270038017008
3"	AP85	270039017009
4"	AP100	270040017010



Ø	spring return	
	actuator	code
1/4"	APS42	270090017104
3/8"	APS42	270091017104
1/2"	APS42	270002017104
3/4"	APS50	270003017106
1"	APS63	270004017107
1"1/4	APS75	270005017108
1"1/2	APS85	270006017109
2"	APS100	270007017110
2"1/2	APS100	270038017110
3"	APS115	270039017111
4"	APS115	270040017111

502 XS - Electric actuated brass ball valve

Direct mounting.

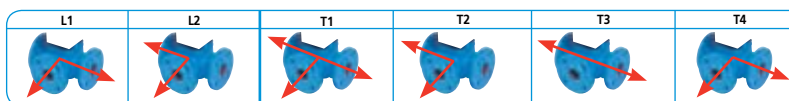


Ø	actuator	code
1/4"	UM1.5	270090022000
3/8"	UM1.5	270091022000
1/2"	UM1.5	270002022000
3/4"	UM1.5	270003022000
1"	UM1.5	270004022000
1"1/4	UMA3.5	270005022060
1"1/2	UMA3.5	270006022060
2"	UMA3.5	270007022060
2"1/2	UMB7	270038022170
3"	UMC10	270039022240
4"	UMC15	270040022250



Ø	actuator	code
1/4"	SA03	270090023000
3/8"	SA03	270091023000
1/2"	SA03	270002023000
3/4"	SA03	270003023000
1"	SA03	270004023000
1"1/4	SA05	270005023010
1"1/2	SA05	270006023010
2"	SA05	270007023010
2"1/2	NA06	270038023110
3"	NA06	270039023110
4"	NA09	270040023120

2014/68/EU Directive - Risk category II / module A2 - Nickel-plated CW617N brass body - PTFE seats - Stem tightness: FKM - Reduced bore - PS: 16 bar - TS: -10°C/+100°C -
 ⚠ Delivered bare shaft for direct mounting automation.



T-port: mention 2 consecutive positions (example: T3/T4) -
 Clockwise closing -
 Anti-clockwise closing option: 50 €.



■ 3 way

	513 XS - L-port (BSP)			514 XS - T-port (BSP)				
DN	1/4"	3/8"	1/2"	3/4"	1"	1 1/4"	1 1/2"	2"
PS (bar)	16	16	16	16	16	16	16	16
513 code	275010	275011	275012	275013	275014	275015	275016	275017
514 code	275030	275031	275032	275033	275034	275035	275036	275037

PNEUMATIC ACTUATOR



	513 L	514 T
code	27501...	27503...

513 XS L-port / 514 XS T-port - Pneumatic actuated 3 way brass ball valve (BSP)

Direct mounting.



Ø	double acting	
	actuator	513 L code
1/4"	ADA20	275010015100
3/8"	ADA20	275011015100
1/2"	ADA20	275012015100
3/4"	ADA20	275013015100
1"	ADA20	275014015100
1 1/4"	ADA40	275015015101
1 1/2"	ADA40	275016015101
2"	ADA80	275017015102



Ø	spring return	
	actuator	513 L code
1/4"	ASR20	275010016100
3/8"	ASR20	275011016100
1/2"	ASR20	275012016100
3/4"	ASR40	275013016101
1"	ASR80	275014016102
1 1/4"	ASR130	275015016103
1 1/2"	ASR200	275016016104
2"	ASR200	275017016104

PNEUMATIC ACTUATOR



	513 L	514 T
code	27501...	27503...

513 XS L-port / 514 XS T-port - Pneumatic actuated 3 way brass ball valve (BSP)

Direct mounting.



Ø	double acting	
	actuator	513 L code
1/4"	AP42	275010017004
3/8"	AP42	275011017004
1/2"	AP42	275012017004
3/4"	AP50	275013017006
1"	AP50	275014017006
1 1/4"	AP63	275015017007
1 1/2"	AP63	275016017007
2"	AP63	275017017007



Ø	spring return	
	actuator	513 L code
1/4"	APS50	275010017106
3/8"	APS50	275011017106
1/2"	APS50	275012017106
3/4"	APS63	275013017107
1"	APS75	275014017108
1 1/4"	APS75	275015017108
1 1/2"	APS75	275016017108
2"	APS75	275017017108

ELECTRIC ACTUATOR



	513 L	514 T
code	27501...	27503...

513 XS L-port / 514 XS T-port - Electric actuated 3 way brass ball valve (BSP)

Direct mounting.



Ø	actuator	code
1/4"	UMA3.5	275010022060
3/8"	UMA3.5	275011022060
1/2"	UMA3.5	275012022060
3/4"	UMA3.5	275013022060
1"	UMA3.5	275014022060
1 1/4"	UMA3.5	275015022060
1 1/2"	UMA3.5	275016022060
2"	UMA3.5	275017022060



Ø	actuator	code
1/4"	SA03	275010023000
3/8"	SA03	275011023000
1/2"	SA03	275012023000
3/4"	SA03	275013023000
1"	SA03	275014023000
1 1/4"	SA05	275015023010
1 1/2"	SA05	275016023010
2"	SA05	275017023010

Split body

2014/68/EU Directive - Risk category I / module A - Flanged RF PN16 - GG25 body - Stainless steel ball - PTFE seat - Stem tightness: FKM - Full bore - Anti-blowout stem - ISO pad - PS: 16 bar - TS: -10°C/+200°C -



⚠ Not suitable for steam & compressed air - Only for fluids from group 2.



507 - EN 558 series 14 up to DN150 & series 15 from DN125

DN	15	20	25	32	40	50	65	80	100	125/S14	125/S15	150/S14	150/S15	200
face to face	115	120	125	130	140	150	170	180	190	200	325	210	350	400
code	507015	507020	507025	507032	507040	507050	507065	507080	507100	507125	507126	507150	507151	507200



505 - NF 29323

DN	40	50	65	80	100	125	150
face to face	136	142	154	160	172	186	200
code	505040	505050	505065	505080	505100	505125	505150

PNEUMATIC ACTUATOR



507 - Pneumatic actuated cast iron ball valve

DN	double acting	
	actuator	code
40	ADA40	270226015101
50	ADA80	270227015102
65	ADA80	270228015102
80	ADA130	270229015103
100	ADA200	270230015104
125	ADA300	270231015105
150	ADA300	270232015105
200	ADA850	270233015107



DN	spring return	
	actuator	code
40	ASR130	270226016103
50	ASR200	270227016104
65	ASR200	270228016104
80	ASR300	270229016105
100	ASR300	270230016105
125	ASR850	270231016107
150	ASR850	270232016107

PNEUMATIC ACTUATOR



507 - Pneumatic actuated cast iron ball valve

DN	double acting	
	actuator	code
15	AP50	270222017006
20	AP50	270223017006
25	AP50	270224017006
32	AP50	270225017006
40	AP75	270226017008
50	AP75	270227017008
65	AP75	270228017008
80	AP85	270229017009
100	AP100	270230017010
125	AP115	270231017011
150	AP125	270232017012
200	AP160	270233017014



DN	spring return	
	actuator	code
15	APS63	270222017107
20	APS63	270223017107
25	APS75	270224017108
32	APS75	270224017108
40	APS85	270226017109
50	APS100	270227017110
65	APS100	270228017110
80	APS115	270229017111
100	APS145	270230017113
125	APS160	270231017114
150	APS180	270232017115

PNEUMATIC ACTUATOR



505 - Pneumatic actuated cast iron ball valve NF

DN	double acting	
	actuator	code
40	AP75	270206017008
50	AP75	270207017008
65	AP75	270208017008
80	AP85	270209017009
100	AP100	270210017010
125	AP115	270211017011
150	AP125	270212017012



DN	spring return	
	actuator	code
40	APS85	270206017109
50	APS100	270207017110
65	APS100	270208017110
80	APS115	270209017111
100	APS145	270210017113
125	APS160	270211017114
150	APS180	270212017115

ELECTRIC ACTUATOR



507 - Electric actuated cast iron ball valve

DN	actuator	code
15	UMA3.5	270222022060
20	UMA3.5	270223022060
25	UMA3.5	270224022060
32	UMA3.5	270225022060
40	UMA3.5	270226022060
50	UMB7	270227022170
65	UMC10	270228022240
80	UMC10	270229022240
100	UVD25	270230022350
125	UVD25	270231022350
150	UVF50	270232022400
200	UVG60	270233022450



DN	actuator	code
15	SA05	270222023010
20	SA05	270223023010
25	SA05	270224023010
32	SA05	270225023010
40	SA05	270226023010
50	NA06	270227023110
65	NA09	270228023120
80	NA15	270229023130
100	NA28	270230023150
125	NA28	270231023150
150	NA38	270232023160
200	NA60	270233023180

SECTORIEL

ELECTRIC ACTUATOR



505 - Electric actuated cast iron ball valve NF

DN	actuator	code
40	UMA3.5	270206022060
50	UMB7	270207022170
65	UMC10	270208022240
80	UMC10	270209022240
100	UVD25	270210022350
125	UVD25	270211022350
150	UVF50	270212022400



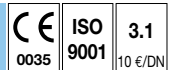
DN	actuator	code
40	SA05	270206023010
50	NA06	270207023110
65	NA09	270208023120
80	NA15	270209023130
100	NA28	270210023150
125	NA28	270211023150
150	NA38	270212023160

SECTORIEL

Carbon steel & stainless steel ball valves

1 piece body

2014/68/EU Directive N°0035 - Risk category III / module H - PTFE seats - Reduced bore - Locking device - PS: 40 bar - TS: -20°C/+180°C.



708 - Stainless steel (BSP)

CF8M body & ball.

Ø	1/4"	3/8"	1/2"	3/4"	1"	1"1/4"	1"1/2"	2"
code	708002	708003	708004	708005	708006	708007	708008	708009

1 piece body - High pressure

2 way

97/23/EC Directive N°0948 - Risk category II / module A1 - POM ball seats - NBR other seats - Reduced bore - PS: see table - TS: -10°C/+100°C.




799 - Carbon steel (BSP)

1.0737 body & ball.

Ø	1/4"	3/8"	1/2"	3/4"	1"	1"1/4"	1"1/2"	2"
PS (bar)	500	500	500	315	315	315	315	315
code	799002	799003	799004	799005	799006	799007	799008	799009


Excluded from 2014/68/EU Directive (article 4, §3) - POM ball seats - Stem tightness: FKM - Full bore - ISO pad - PS: see tables - TS: -20°C/+100°C.



799 ZA - Carbon steel (BSP)

1.0715 body & ball.

Ø	3/8"	1/2"	3/4"	1"
PS (bar)	500	500	420	315
code	273201	273202	273203	273204



799 ZI - Stainless steel
 F316 body & ball.

Ø	3/8"	1/2"	3/4"	1"
PS (bar)	500	500	420	315
code	273201	273202	273203	273204

PNEUMATIC ACTUATOR



799 ZA - Pneumatic actuated carbon steel ball valve
 1.0715 body & ball - Max. ΔP: 100 bar

Ø	PS (bar)	double acting	
		actuator	code
3/8"	500	AP63	273201017007
1/2"	500	AP63	273202017007
3/4"	420	AP75	273203017008
1"	315	AP75	273204017008



Ø	PS (bar)	spring return	
		actuator	code
3/8"	500	APS75	273201017108
1/2"	500	APS85	273202017109
3/4"	420	APS100	273203017110
1"	315	APS100	273204017110

AlphaTR SECTORIEL

PNEUMATIC ACTUATOR



799 ZI - Pneumatic actuated stainless steel ball valve
 F316 body & ball - Max. ΔP: 100 bar

Ø	PS (bar)	double acting	
		actuator	code
3/8"	500	AP63	273221017007
1/2"	500	AP63	273222017007
3/4"	420	AP75	273223017008
1"	315	AP75	273224017008



Ø	PS (bar)	spring return	
		actuator	code
3/8"	500	APS75	273221017108
1/2"	500	APS85	273222017109
3/4"	420	APS100	273223017110
1"	315	APS100	273224017110

AlphaTR SECTORIEL

ELECTRIC ACTUATOR



799 ZA - Electric actuated carbon steel ball valve
 1.0715 body & ball - Max. ΔP: 100 bar

Ø	PS (bar)	actuator	code
3/8"	500	SA05	273201023010
1/2"	500	SA05	273202023010
3/4"	420	SA05	273203023010
1"	315	NA09	273204023120

SECTORIEL

ELECTRIC ACTUATOR



799 ZI - Electric actuated stainless steel ball valve
 F316 body & ball - Max. ΔP: 100 bar

Ø	PS (bar)	actuator	code
3/8"	500	SA05	273221023010
1/2"	500	SA05	273222023010
3/4"	420	SA05	273223023010
1"	315	NA09	273224023120

SECTORIEL

3 way

Excluded from 2014/68/EU Directive (article 4, §3) - POM ball seats - NBR other seats - Reduced bore - PS: see table - TS: -10°C/+100°C.

ISO 9001 Compatible no source of ignition

HIGH PRESSURE



721 - Carbon steel - L-port
 1.0737 body & ball.

Ø	1/4"	3/8"	1/2"	3/4"	1"
PS (bar)	400	400	350	350	350
code	721002	721003	721004	721005	721006

HIGH PRESSURE



Excluded from 2014/68/EU Directive (article 4, §3) - POM ball seats - Stem tightness: FKM - Reduced bore - ISO pad - PS: see table - TS: -20°C/+100°C

ISO 9001 Compatible

721 ZA - Carbon steel - L-port
 1.0715 body & ball.

Ø	3/8"	1/2"	3/4"	1"
PS (bar)	500	500	315	315
code	275301	275302	275303	275304

PNEUMATIC ACTUATOR

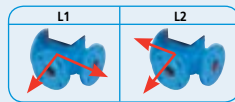
721 ZA - Pneumatic actuated carbon steel ball valve L-port
 1.0715 body & ball - **Max. ΔP: 100 bar**

AlphaTR **SECTORIEL** 10 €/pc



Ø	PS (bar)	double acting	
		actuator	code
3/8"	500	AP63	275301017007
1/2"	500	AP63	275302017007
3/4"	315	AP75	275303017008
1"	315	AP75	275304017008

Ø	PS (bar)	spring return	
		actuator	code
3/8"	500	APS75	275301017108
1/2"	500	APS85	275302017109
3/4"	315	APS100	275303017110
1"	315	APS100	275304017110



Clockwise closing L1 to L2 - **Anti-clockwise closing option: 50 €.**

ELECTRIC ACTUATOR



721 ZA - Electric actuated carbon steel ball valve L-port
 1.0715 body & ball - **Max. ΔP: 100 bar**

SECTORIEL

Ø	PS (bar)	actuator	code
3/8"	500	SA05	275301023010
1/2"	500	SA05	275302023010
3/4"	420	SA05	275303023010
1"	315	NA09	275304023120

2 piece body

2014/68/EU Directive N°0036 - Risk category III / module H - Full bore - Anti-blowout stem - Locking device - PS: see table - TS: -20°C/+180°C.

CE 0036 ISO 9001 3.1 10 €/DN



7151 - Stainless steel - S-First
 CF8M body & ball - RTFE seats.

Ø	1/4"	3/8"	1/2"	3/4"	1"	1 1/4"	1 1/2"	2"	2 1/2"	3"	4"
PS (bar)	63	63	63	63	50	50	40	40	25	25	16
code	715102	715103	715104	715105	715106	715107	715108	715109	715110	715111	715112



7152 - Stainless steel - S-First - With decompression hole
 CF8M body & ball - PTFE seats - For compressed air & nitrogen.

Ø	1/4"	3/8"	1/2"	3/4"	1"
PS (bar)	8	8	8	8	8
code	715202	715203	715204	715205	715206

2014/68/EU Directive N°0035 - Risk category II / module D1 - PTFE seats - Full bore - Anti-blowout stem - Locking device - PS: see tables - TS: -20°C/+180°C.

CE 0035 ISO 9001 3.1 10 €/DN



715 - Stainless steel
 CF8M body & ball.

Ø	1/4"	3/8"	1/2"	3/4"	1"	1 1/4"	1 1/2"	2"	2 1/2"	3"	4"
PS (bar)	63	63	63	63	50	50	40	40	25	25	16
code	715002	715003	715004	715005	715006	715007	715008	715009	715010	715011	715012



789 - Stainless steel **male-female**
CF8M body & ball.

Ø	1/4"	3/8"	1/2"	3/4"	1"	1"1/4"	1"1/2"	2"
PS (bar)	63	63	63	63	50	50	40	40
code	789002	789003	789004	789005	789006	789007	789008	789009

Excluded from 2014/68/EU directive (article 4, §3) - RTFE seats - Reduced bore - Anti-blowout stem - Locking device - PS: see table - TS: -20°C/+180°C.

ISO 9001 **3.1**
10 €/DN



709 - Stainless steel **male-male**
CF8M body & ball.

Ø	3/8"	1/2"	3/4"	1"
PS (bar)	63	63	63	50
code	709003	709004	709005	709006

Spare butterfly handle
for 705-706-704-709



Ø	1/4"	3/8"	1/2" & 3/4"	1"
code	9831131	9831132	9831133	9831134

2 piece body - Long thread

2014/68/EU Directive N°0035 - Risk category III / module H - PTFE seats - Full bore - Anti-blowout stem - Locking device - PS: see table - TS: -20°C/+180°C.

ISO 9001 **3.1**
10 €/DN



705 - Carbon steel - DIN 3202-4 M3
A216WCB body - CF8M ball.

Ø	1/4"	3/8"	1/2"	3/4"	1"	1"1/4"	1"1/2"	2"	2"1/2"	3"
PS (bar)	63	63	63	63	50	50	40	40	25	25
M3 face to face	50	60	75	80	90	110	120	140	185	205
code	705002	705003	705004	705005	705006	705007	705008	705009	705010	705011



706 - Stainless steel - DIN 3202-4 M3
CF8M body & ball.

Ø	1/4"	3/8"	1/2"	3/4"	1"	1"1/4"	1"1/2"	2"	2"1/2"	3"	4"
PS (bar)	63	63	63	63	50	50	40	40	25	25	16
M3 face to face	50	60	75	80	90	110	120	140	185	205	240
lever code	706002	706003	706004	706005	706006	706007	706008	706009	706010	706011	706012
butterfly handle code	706102	706103	706104	706105	706106	-	-	-	-	-	-



704 - Stainless steel - Long thread
CF8M body & ball.

Ø	1/4"	3/8"	1/2"	3/4"	1"	1"1/4"	1"1/2"	2"
PS (bar)	63	63	63	63	50	50	40	40
face to face	50	60	75	80	90	100	120	140
code	704002	704003	704004	704005	704006	704007	704008	704009

2 piece body - ISO pad

2014/68/EU Directive N°0035 - Risk category II / module H - RTFE seats - Full bore - Anti-blowout stem - Locking device - PS: 63 bar - TS: -20°C/+200°C - Steam up to 11 bar max.

ISO 9001 **3.1**
10 €/DN



733 - Stainless steel - ISO pad
CF8M body & ball.

Ø	1/2"	3/4"	1"	1"1/4"	1"1/2"	2"	2"1/2"	3"
PS (bar)	63	63	63	63	63	63	63	63
code	733004	733005	733006	733007	733008	733009	733010	733011



2014/68/EU Directive N°0035 - Risk category III / module H - PTFE seats - PTFE/FKM stem tightness - Full bore - Anti-blowout stem - PS: 63 bar - TS: -10°C/+180°C.

TA LUFT	CE 0035	ISO 9001	3.1 10 €/DN	Compatible ATEX ZONE no source of ignition
------------	------------	-------------	----------------	---

715 XS - 2 piece stainless steel ball valve

CF8M body & ball.

Ø	1/2"	3/4"	1"	1"1/4"	1"1/2"	2"	2"1/2"	3"
PS (bar)	63	63	63	63	63	63	63	63
code	272402	272403	272404	272405	272406	272407	272408	272409




715 XS - Pneumatic actuated stainless steel ball valve

Direct mounting - CF8M body & ball - NK Actuator.

Ø	double acting	
	actuator	code
1/2"	NK52	272402010002
3/4"	NK52	272403010002
1"	NK52	272404010002
1"1/4"	NK52	272405010002
1"1/2"	NK63	272406010003
2"	NK63	272407010003
2"1/2"	NK83	272408010005
3"	NK83	272409010005



Ø	spring return	
	actuator	code
1/2"	NKS52	272402010102
3/4"	NKS52	272403010102
1"	NKS63	272404010103
1"1/4"	NKS63	272405010105
1"1/2"	NKS83	272406010105
2"	NKS83	272407010105
2"1/2"	NKS92	272408010106
3"	NKS105	272409010107



715 XS - Pneumatic actuated stainless steel ball valve

Direct mounting - CF8M body & ball.

Ø	double acting	
	actuator	code
1/2"	ADA20	272402015100
3/4"	ADA20	272403015100
1"	ADA20	272404015100
1"1/4"	ADA20	272405015100
1"1/2"	ADA40	272406015101
2"	ADA80	272407015102
2"1/2"	ADA80	272408015102
3"	ADA130	272409015103



Ø	spring return	
	actuator	code
1/2"	ASR20	272402016100
3/4"	ASR20	272403016100
1"	ASR40	272404016101
1"1/4"	ASR80	272405016102
1"1/2"	ASR130	272406016103
2"	ASR200	272407016104
2"1/2"	ASR200	272408016104
3"	ASR300	272409016105



715 XS - Pneumatic actuated stainless steel ball valve

Direct mounting - CF8M body & ball.

Ø	double acting	
	actuator	code
1/2"	AP42	272402017004
3/4"	AP42	272403017004
1"	AP42	272404017004
1"1/4"	AP50	272405017006
1"1/2"	AP63	272406017007
2"	AP75	272407017008
2"1/2"	AP75	272408017008
3"	AP85	272409017009



Ø	spring return	
	actuator	code
1/2"	APS42	272402017104
3/4"	APS50	272403017106
1"	APS63	272404017107
1"1/4"	APS75	272405017108
1"1/2"	APS85	272406017109
2"	APS100	272407017110
2"1/2"	APS100	272408017110
3"	APS115	272409017111

ELECTRIC ACTUATOR

715 XS - Electric actuated stainless steel ball valve (BSP)

Direct mounting - CF8M body & ball.

SECTORIEL



Ø	actuator	code
1/2"	UMA3.5	272402022060
3/4"	UMA3.5	272403022060
1"	UMA3.5	272404022060
1"1/4	UMA3.5	272405022060
1"1/2	UMA3.5	272406022060
2"	UMA3.5	272407022060
2"1/2	UMB7	272408022170
3"	UMC10	272409022240



Ø	actuator	code
1/2"	SA03	272402023000
3/4"	SA03	272403023000
1"	SA03	272404023000
1"1/4	SA03	272405023000
1"1/2	SA05	272406023010
2"	SA05	272407023010
2"1/2	NA09	272408023120
3"	NA09	272409023120



Quick acting execution		
Ø	actuator	code
1/2"	UF2.0	272402022090
3/4"	UF2.0	272403022090
1"	UF2.0	272404022090
1"1/4	UF4.0	272405022290
1"1/2	UF4.0	272406022290
2"	UF4.0	272407022290



ATEX execution		
Ø	actuator	code
1/2"	SA05-X	272402023310
3/4"	SA05-X	272403023310
1"	SA05-X	272404023310
1"1/4	SA05-X	272405023310
1"1/2	SA05-X	272406023310
2"	SA05-X	272407023310

2 piece body - High temperature

2014/68/EU Directive N°0035 - Risk category II / module H - PTFE + graphite seats - Full bore - Anti-blowout stem - Locking device - PS: 63 bar - TS: -20°C/+200°C - ⚠️ **Steam up to 11 bar max.**

TA LUFT	CE 0035	ISO 9001	3.1 10 €/DN	Compatible ATEX ZONE no source of ignition
---------	---------	----------	-------------	--



714 - Stainless steel (BSP)

CF8M body & ball.

Ø	1/4"	3/8"	1/2"	3/4"	1"	1"1/4	1"1/2	2"
PS (bar)	63	63	63	63	63	63	63	63
code	714002	714003	714004	714005	714006	714007	714008	714009

2 piece body - Dry cleaned for oxygen service

2014/68/EU Directive N°0035 - Risk category II / module H - RTFE seats - Full bore - Anti-blowout stem - Locking device - PS: 63 bar - TS: -20°C/+200°C.

CE 0035	ISO 9001	3.1 10 €/DN	Compatible ATEX ZONE no source of ignition
---------	----------	-------------	--



7143 - Stainless steel - silicone free (BSP)

CF8M body & ball - Supplied inside sealed bag with caps.

Ø	1/4"	3/8"	1/2"	3/4"	1"	1"1/4	1"1/2	2"
PS (bar)	63	63	63	63	63	63	63	63
code	714302	714303	714304	714305	714306	714307	714308	714309

2 piece body - 800 lbs

97/23/EC Directive N°0948 - Risk category III / module B + C1 - 800 lbs - Fire safe BS 6755 - NACE MR0175 - PTFE + carbon graphite seats - Anti-blowout stem - Full bore - Antistatic device.

NACE MR0175	FIRE SAFE	CE 0948	ISO 9001	3.1 10 €/DN	Compatible ATEX ZONE no source of ignition
-------------	-----------	---------	----------	-------------	--



717 - Carbon steel (BSP) (NPT) (SW)

A105N body - F316L ball - PS: 136 bar - TS: -20°C/+180°C.

Ø	1/4"	3/8"	1/2"	3/4"	1"	1"1/4	1"1/2	2"
Bore	10	10	15	20	25	30	38	48
BSP code	717002	717003	717004	717005	717006	717007	717008	717009
NPT code	717102	717103	717104	717105	717106	717107	717108	717109
SW code	717208	717210	717215	717220	717225	717232	717240	717250

NEW

716 - Stainless steel

F316L body & ball - PS: 132 bar - TS: -30°C/+180°C.



NEW

Ø	1/4"	3/8"	1/2"	3/4"	1"	1"1/4"	1"1/2"	2"
Bore	10	10	15	20	25	30	38	48
BSP code	716002	716003	716004	716005	716006	716007	716008	716009
NPT code	716102	716103	716104	716105	716106	716107	716108	716109
SW code	716208	716210	716215	716220	716225	716232	716240	716250

718 - Carbon steel

A105N body - F316L ball - Length: 100 mm - PS: 136 bar - TS: -20°C/+180°C.



Ø	1/4"	3/8"	1/2"	3/4"	1"	1"1/4"	1"1/2"	2"
Bore	10	10	15	20	25	30	38	48
BW code*	718008	718010	718015	718020	718025	718032	718040	718050
SW code	718208	718210	718215	718220	718225	718232	718240	718250

* Butt welding ends schedule 80.

not on stock, on request.

719 - Stainless steel

F316L body & ball - Length: 100 mm - PS: 132 bar - TS: -30°C/+180°C.



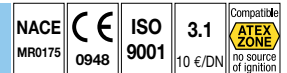
Ø	1/4"	3/8"	1/2"	3/4"	1"	1"1/4"	1"1/2"	2"
Bore	10	10	15	20	25	30	38	48
BW code*	719008	719010	719015	719020	719025	719032	719040	719050
SW code	719208	719210	719215	719220	719225	719232	719240	719250

* Butt welding ends schedule 80.

not on stock, on request.

2 piece body - 1500 lbs

97/23/EC Directive N°0948 - Risk category III / module B + C1 - 1500 lbs - PEEK seats - Carbon graphite gaskets - Full bore - Anti-blowout stem - Antistatic device -
Steam up to 30 bar max.



734 - Carbon steel

A105 body - F316L ball - PS: 255 bar - TS: -20°C/+250°C.



Ø	1/4"	3/8"	1/2"	3/4"	1"	1"1/4"	1"1/2"	2"
Bore	10	10	15	20	25	30	38	48
BSP code	734002	734003	734004	734005	734006	734007	734008	734009
NPT code	734102	734103	734104	734105	734106	734107	734108	734109

735 - Stainless steel

F316L body & ball - PS: 248 bar - TS: -30°C/+250°C.



Ø	1/4"	3/8"	1/2"	3/4"	1"	1"1/4"	1"1/2"	2"
Bore	10	10	15	20	25	30	38	48
BSP code	735002	735003	735004	735005	735006	735007	735008	735009
NPT code	735102	735103	735104	735105	735106	735107	735108	735109

Locking device

for 717-716-718-719-734-735



Ø	1/4"-3/8"	1/2"	3/4"-1"	1"1/4"-2"
code	9830301	9830313	9830314	9830315

Spare stainless steel F304 lever

for 717-716-718-719-734-735



Ø	1/4"-3/8"	1/2"	3/4"-1"	1"1/4"-2"
code	9830316	9830320	9830317	9830318

NEW



Spare oval steel wheel

for 717-716-718-719-734-735

Ø	1/4"-3/8"	1/2"	3/4"-1"	1"1/4"-2"
code	9830571	9830572	9830573	9830574

2 piece construction - 3 way

2014/68/EU Directive N°0035 - Risk category II / module D1 - PTFE seats - 4 seats / 3 way tightness - Reduced bore - Anti-blowout stem - Locking device - ISO pad - PS: 40 bar - TS: -30°C/+140°C.

CE 0035	ISO 9001	3.1 10 €/DN
------------	-------------	----------------



780 - Stainless steel - L-port

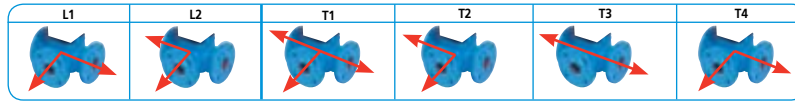
781 - Stainless steel - T-port

CF8M body & ball.

Ø	1/4"	3/8"	1/2"	3/4"	1"	1"1/4"	1"1/2"	2"
780 code	780002	780003	780004	780005	780006	780007	780008	780009
781 code	781002	781003	781004	781005	781006	781007	781008	781009

2014/68/EU Directive N°0035 - Risk category III / module H - PTFE seats - 4 seats / 3 way tightness - Stem tightness: PTFE - Reduced bore - Anti-blowout stem - Antistatic device - ISO pad - PS: 63 bar - TS: -10°C/+180°C.

CE 0035	ISO 9001	3.1 10 €/DN	Compatible ATEX ZONE no source of ignition
------------	-------------	----------------	--



T-port: mention 2 consecutive positions (example: T3/T4) - Clockwise closing - **Anti-clockwise closing option: 50 €.**



780 XS - Stainless steel - L-port

781 XS - Stainless steel - T-port

CF8M body & ball.

DN	1/4"	3/8"	1/2"	3/4"	1"	1"1/4"	1"1/2"	2"
780XS code	275400	275401	275402	275403	275404	275405	275406	275407
781XS code	275420	275421	275422	275423	275424	275425	275426	275427

780 XS L-port / 781 XS T-port - Pneumatic actuated stainless steel ball valve

Direct mounting - CF8M body & ball.

Ø	double acting	
	actuator	780 XS L code
1/4"	ADA20	275400015100
3/8"	ADA20	275401015100
1/2"	ADA20	275402015100
3/4"	ADA40	275403015101
1"	ADA40	275404015101
1"1/4"	ADA80	275405015102
1"1/2"	ADA80	275406015102
2"	ADA130	275407015103



Ø	spring return	
	actuator	780 XS L code
1/4"	ASR40	275400016101
3/8"	ASR40	275401016101
1/2"	ASR40	275402016101
3/4"	ASR80	275403016102
1"	ASR80	275404016102
1"1/4"	ASR130	275405016103
1"1/2"	ASR200	275406016104
2"	ASR300	275407016105



780 XS L-port / 781 XS T-port - Pneumatic actuated stainless steel ball valve

Direct mounting - CF8M body & ball.

Ø	double acting	
	actuator	780 XS L code
1/4"	AP42	275400017004
3/8"	AP42	275401017004
1/2"	AP42	275402017004
3/4"	AP42	275403017004
1"	AP42	275404017004
1"1/4"	AP63	275405017007
1"1/2"	AP63	275406017007
2"	AP75	275407017008



Ø	spring return	
	actuator	780 XS L code
1/4"	APS42	275400017104
3/8"	APS42	275401017104
1/2"	APS42	275402017104
3/4"	APS63	275403017107
1"	APS63	275404017107
1"1/4"	APS75	275405017108
1"1/2"	APS85	275406017109
2"	APS100	275407017110

* not direct mounting.



PNEUMATIC ACTUATOR

PNEUMATIC ACTUATOR

ELECTRIC
ACTUATOR



780 XS L-port - Electric actuated stainless steel ball valve (BSP)

Direct mounting - CF8M body & ball.

Ø	actuator	code
1/4"	UMA3.5	275400022060
3/8"	UMA3.5	275401022060
1/2"	UMA3.5	275402022060
3/4"	UMA3.5	275403022060
1"	UMA3.5	275404022060
1"1/4	UMA3.5	275405022060
1"1/2	UMA3.5	275406022060
2"	UMB7	275407022170



Ø	actuator	code
1/4"	SA05	275400023010
3/8"	SA05	275401023010
1/2"	SA05	275402023010
3/4"	SA05	275403023010
1"	SA05	275404023010
1"1/4	SA05	275405023010
1"1/2	SA05	275406023010
2"	SA05	275407023010

SECTORIEL

ELECTRIC
ACTUATOR



781 XS T-port - Electric actuated stainless steel ball valve (BSP)

Direct mounting - CF8M body & ball.

Ø	actuator	code
1/4"	UMA3.5	275420022060
3/8"	UMA3.5	275421022060
1/2"	UMA3.5	275422022060
3/4"	UMA3.5	275423022060
1"	UMA3.5	275424022060
1"1/4	UMA3.5	275425022060
1"1/2	UMA3.5	275426022060
2"	UMB7	275427022170

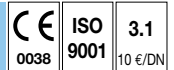


Ø	actuator	code
1/4"	SA05	275420023010
3/8"	SA05	275421023010
1/2"	SA05	275422023010
3/4"	SA05	275423023010
1"	SA05	275424023010
1"1/4	SA05	275425023010
1"1/2	SA05	275426023010
2"	SA05	275427023010

SECTORIEL

3 piece body - S-First

2014/68/EU Directive N°0038 - Risk category III / module H - RTFE seats - Full bore - Anti-blowout stem - Locking device - PS: see tables - TS: -20°C/+180°C - ⚠ Compressed air: 20 bar max. up to 1", 16 bar above.



796 - Carbon steel (BSP)

798 - Carbon steel (SW)

797 - Carbon steel (SW)

796 - Carbon steel (NPT)

A216WCB body - F304 ball.



Ø	1/4"	3/8"	1/2"	3/4"	1"	1"1/4	1"1/2	2"	2"1/2	3"	4"
PS (bar)	63	63	63	63	40	40	40	40	25	25	20
796 code	796002	796002	796004	796005	796006	796007	796008	796009	796010	796011	796012
797 code	797008	797010	797015	797020	797025	797032	797040	797050	797065	797080	797100
798 code	798008	798010	798015	798020	798025	798032	798040	798050	798065	798080	798100
NPT code	796102	796103	796104	796105	796106	796107	796108	796109	-	-	-

790 - Stainless steel (BSP)

792 - Stainless steel (SW)

791 - Stainless steel (SW)

744 - Stainless steel (NPT)

CF8M body & ball.



Ø	1/4"	3/8"	1/2"	3/4"	1"	1"1/4	1"1/2	2"	2"1/2	3"	4"
PS (bar)	63	63	63	63	40	40	40	40	25	25	20
790 code	790002	790003	790004	790005	790006	790007	790008	790009	790010	790011	790012
791 code	791008	791010	791015	791020	791025	791032	791040	791050	791065	791080	791100
792 code	792008	792010	792015	792020	792025	792032	792040	792050	792065	792080	792100
744 code	744002	744003	744004	744005	744006	744007	744008	744009	744010	744011	744012

Spare blue sleeve for 796-797-798-790-791-792-744

Ø	1/4"	3/8"	1/2"	3/4"	1"	1"1/4	1"1/2	2"	2"1/2	3"	4"
code	9830583	9830583	9830584	9830584	9830585	9830585	9830586	9830586	9830587	9830587	9830588



Spare stem extension for 796-797-798-790-791-792-744 and 730-731 (page 44)

Ø	1/4"	3/8"	1/2"	3/4"	1"	1"1/4	1"1/2	2"
height	125,50	125,50	125,50	125,50	125,50	125,50	127,50	127,50
code	9810611	9810611	9810612	9810612	9810613	9810613	9810614	9810614



3 piece body - ISO pad - S-First

2014/68/EU Directive N°0035 - Risk category III / module H - RTFE seats - Full bore - Anti-blowout stem - ISO pad - Locking device - PS: see table - TS: -20°C/+180°C. ⚠️ Compressed air: 20 bar max. up to 1", 16 bar above.

CE 0035	ISO 9001	3.1 10 €/DN
---------	----------	----------------

740 - Stainless steel

742 - Stainless steel

741 - Stainless steel

743 - Stainless steel

CF8M body & ball.



Ø	1/4"	3/8"	1/2"	3/4"	1"	1"1/4"	1"1/2"	2"
PS (bar)	63	63	63	63	40	40	40	40
740 code	740002	740003	740004	740005	740006	740007	740008	740009
741 code	741008	741010	741015	741020	741025	741032	741040	741050
742 code	742008	742010	742015	742020	742025	742032	742040	742050
743 code	743002	743003	743004	743005	743006	743007	743008	743009

3 piece body - ISO pad

2014/68/EU Directive N°0038 - Risk category III / module H - Stainless steel reinforced PTFE seats - Full bore - Anti-blowout stem - Antistatic device - ISO pad - Locking device - PS: see tables.

TA LUFT	CE 0038	ISO 9001	3.1 10 €/DN	Compatible ATEX ZONE no source of ignition
---------	---------	----------	----------------	--

737 - Carbon steel

738 - Carbon steel

739 - Carbon steel

A216WCB body - CF8M ball - TS: -20°C/+220°C.



Ø	1/4"	3/8"	1/2"	3/4"	1"	1"1/4"	1"1/2"	2"	2"1/2"	3"	4"
PS (bar)	63	63	63	63	63	63	63	63	40	40	40
737 code	737002	737003	737004	737005	737006	737007	737008	737009	737010	737011	737012
738 code	738008	738010	738015	738020	738025	738032	738040	738050	738065	738080	738100
739 code	739008	739010	739015	739020	739025	739032	739040	739050	739065	739080	739100

747 - Stainless steel

748 - Stainless steel

749 - Stainless steel

CF8M body & ball - TS: -30°C/+220°C.



Ø	1/4"	3/8"	1/2"	3/4"	1"	1"1/4"	1"1/2"	2"	2"1/2"	3"	4"
PS (bar)	63	63	63	63	63	63	63	63	40	40	40
747 code	747002	747003	747004	747005	747006	747007	747008	747009	747010	747011	747012
748 code	748008	748010	748015	748020	748025	748032	748040	748050	748065	748080	748100
749 code	749008	749010	749015	749020	749025	749032	749040	749050	749065	749080	749100

NEW

2014/68/EU Directive N°0035 - Risk category III / module H - PTFE seats - Stem tightness: PTFE/FKM - seats - Full bore - Anti-blowout stem - Antistatic device - PS: 63 bar - TS: -25°C/+180°C.

TA LUFT	CE 0035	ISO 9001	3.1 10 €/DN	Compatible ATEX ZONE no source of ignition
---------	---------	----------	----------------	--

736 XS - Carbon steel

734 XS - Carbon steel

735 XS - Carbon steel

A216WCB body - CF8M ball - TS: -25°C/+180°C.



DN	1/2"	3/4"	1"	1"1/4"	1"1/2"	2"	2"1/2"	3"	4"
PS (bar)	63	63	63	63	63	63	63	63	63
736 XS code	271462	271463	271464	271465	271466	271467	271468	271469	271470
734 XS code	271482	271483	271484	271485	271486	271487	271488	271489	271490
735 XS code	271502	271503	271504	271505	271506	271507	271508	271509	271510

746 XS - Stainless steel

745 XS - Stainless steel

743 XS - Stainless steel

A216WCB body - CF8M ball - TS: -40°C/+180°C.



DN	1/2"	3/4"	1"	1"1/4"	1"1/2"	2"	2"1/2"	3"	4"
PS (bar)	63	63	63	63	63	63	63	63	63
746 XS code	272642	272643	272644	272645	272646	272647	272648	272649	272650
745 XS code	272662	272663	272664	272665	272666	272667	272668	272669	272670
743 XS code	272682	272683	272684	272685	272686	272687	272688	272689	272690

**ON STOCK
READY FOR
SHIPMENT**

PNEUMATIC
ACTUATOR



746 XS - Pneumatic actuated stainless steel ball valve

Direct mounting - CF8M body & ball - TS: -40°C/+180°C.

Ø	double acting	
	actuator	code
1/4"	NK52	272500010002
3/8"	NK52	272501010002
1/2"	NK52	272642010002
3/4"	NK52	272643010002
1"	NK52	272644010002
1"1/4	NK52	272645010002
1"1/2	NK63	272646010003
2"	NK63	272647010003
2"1/2	NK83	272648010005
3"	NK83	272649010005
4"	NK83	272650010005



SECTORIEL

10 €/pc

Ø	spring return	
	actuator	code
1/4"	NKS52	272500010102
3/8"	NKS52	272501010102
1/2"	NKS52	272642010102
3/4"	NKS52	272643010102
1"	NKS52	272644010102
1"1/4	NKS83	272645010105
1"1/2	NKS83	272646010105
2"	NKS83	272647010105
2"1/2	NKS83	272648010105
3"	NKS92	272649010106
4"	NKS92	272650010106

PNEUMATIC
ACTUATOR



736 XS - Pneumatic actuated carbon steel ball valve

Direct mounting - A216WCB body - CF8M ball - TS: -25°C/+180°C.

Ø	double acting	
	actuator	code
1/2"	ADA20	271462015100
3/4"	ADA20	271463015100
1"	ADA20	271464015100
1"1/4	ADA20	271465015100
1"1/2	ADA40	271466015101
2"	ADA80	271467015102
2"1/2	ADA80	271468015102
3"	ADA130	271469015103
4"	ADA200	271470015104



SECTORIEL

10 €/pc

Ø	spring return	
	actuator	code
1/2"	ASR20	271462016100
3/4"	ASR20	271463016100
1"	ASR40	271464016101
1"1/4	ASR80	271465016102
1"1/2	ASR130	271466016103
2"	ASR200	271467016104
2"1/2	ASR200	271468016104
3"	ASR300	271469016105
4"	ASR300	271470016105

also available

code	27146...	27148... 27150...

PNEUMATIC
ACTUATOR



746 XS - Pneumatic actuated stainless steel ball valve

Direct mounting - CF8M body & ball - TS: -40°C/+180°C.

Ø	double acting	
	actuator	code
1/2"	ADA20	272642015100
3/4"	ADA20	272643015100
1"	ADA20	272644015100
1"1/4	ADA20	272645015100
1"1/2	ADA40	272646015101
2"	ADA80	272647015102
2"1/2	ADA80	272648015102
3"	ADA130	272649015103
4"	ADA200	272650015104



SECTORIEL

10 €/pc

Ø	spring return	
	actuator	code
1/2"	ASR20	272642016100
3/4"	ASR20	272643016100
1"	ASR40	272644016101
1"1/4	ASR80	272645016102
1"1/2	ASR130	272646016103
2"	ASR200	272647016104
2"1/2	ASR200	272648016104
3"	ASR300	272649016105
4"	ASR300	272650016105

also available

code	27264...	27266... 27268...

PNEUMATIC
ACTUATOR



736 XS - Pneumatic actuated carbon steel ball valve

A216WCB body - CF8M ball - TS: -25°C/+180°C.

Ø	double acting	
	actuator	code
1/2"	AP42	271462017004
3/4"	AP42	271463017004
1"	AP42	271464017004
1"1/4	AP50	271465017006
1"1/2	AP63	271466017007
2"	AP75	271467017008
2"1/2	AP75	271468017008
3"	AP85	271469017009
4"	AP100	271470017010



Alphatr SECTORIEL

10 €/pc

Ø	spring return	
	actuator	code
1/2"	APS42	271462017104
3/4"	APS50	271463017106
1"	APS63	271464017107
1"1/4	APS75	271465017108
1"1/2	APS85	271466017109
2"	APS100	271467017110
2"1/2	APS100	271468017110
3"	APS115	271469017111
4"	APS115	271470017111

also available

code	27146...	27148... 27150...

PNEUMATIC T U A T O R

746 XS - Pneumatic actuated stainless steel ball valve

CF8M body & ball - TS: -40°C/+180°C.

AlphaTr SECTORIEL



Ø	double acting	
	actuator	code
1/4"	AP42	272500017004
3/8"	AP42	272501017004
1/2"	AP42	272642017004
3/4"	AP42	272643017004
1"	AP42	272644017004
1"1/4	AP50	272645017006
1"1/2	AP63	272646017007
2"	AP75	272647017008
2"1/2	AP75	272648017008
3"	AP85	272649017009
4"	AP100	272650017010



Ø	spring return	
	actuator	code
1/4"	APS42	272500017104
3/8"	APS42	272501017104
1/2"	APS42	272642017104
3/4"	APS50	272643017106
1"	APS63	272644017107
1"1/4	APS75	272645017108
1"1/2	APS85	272646017109
2"	APS100	272647017110
2"1/2	APS100	272648017110
3"	APS115	272649017111
4"	APS115	272650017111

also available

code	27264...	27266...	27268...
------	----------	----------	----------

ELECTRIC T U A T O R

736 XS - Electric actuated carbon steel ball valve

Direct mounting - A216WCB body - CF8M ball - TS: -25°C/+180°C.

SECTORIEL



Ø	actuator	code
1/2"	UMA3.5	271462022060
3/4"	UMA3.5	271463022060
1"	UMA3.5	271464022060
1"1/4	UMA3.5	271465022060
1"1/2	UMA3.5	271466022060
2"	UMA3.5	271467022060
2"1/2	UMB7	271468022170
3"	UMC10	271469022240
4"	UMC10	271470022240



Ø	actuator	
	actuator	code
1/2"	SA03	271462023000
3/4"	SA03	271463023000
1"	SA03	271464023000
1"1/4	SA05	271465023010
1"1/2	SA05	271466023010
2"	SA05	271467023010
2"1/2	NA09	271468023120
3"	NA09	271469023120
4"	NA15	271470023130

also available

code	27146...	27148...	27150...
------	----------	----------	----------

ELECTRIC T U A T O R

746 XS - Electric actuated stainless steel ball valve

CF8M body & ball - TS: -40°C/+180°C.

SECTORIEL



Ø	actuator	code
1/4"	UMA3.5	272500022060
3/8"	UMA3.5	272501022060
1/2"	UMA3.5	272642022060
3/4"	UMA3.5	272643022060
1"	UMA3.5	272644022060
1"1/4	UMA3.5	272645022060
1"1/2	UMA3.5	272646022060
2"	UMA3.5	272647022060
2"1/2	UMB7	272648022170
3"	UMC10	272649022240
4"	UMC10	272650022240



Ø	actuator	code
1/4"	SA03	272500023000
3/8"	SA03	272501023000
1/2"	SA03	272642023000
3/4"	SA03	272643023000
1"	SA05	272644023010
1"1/4	SA05	272645023010
1"1/2	SA05	272646023010
2"	SA05	272647023010
2"1/2	NA09	272648023120
3"	NA09	272649023120
4"	NA15	272650023130

also available

code	27264...	27266...	27268...
------	----------	----------	----------

Quick acting execution		
Ø	actuator	code
1/4"	UF2.0	272500022090
3/8"	UF2.0	272501022090
1/2"	UF2.0	272642022090
3/4"	UF2.0	272643022090
1"	UF4.0	272644022290
1"1/4	UF4.0	272645022290
1"1/2	UF4.0	272646022290



ATEX execution		
Ø	actuator	code
1/4"	SA05-X	272500023310
3/8"	SA05-X	272501023310
1/2"	SA05-X	272642023310
3/4"	SA05-X	272643023310
1"	SA05-X	272644023310
1"1/4	SA05-X	272645023310
1"1/2	SA05-X	272646023310
2"	SA05-X	272647023310

also available

code	27264...	27266...	27268...
------	----------	----------	----------

3 piece body - ISO pad - Steam

STEAM

2014/68/EU Directive N°0035 - Risk category III / module H - Stainless steel reinforced PTFE seats - Full bore - Anti-blowout stem - Antistatic device - PS: 63 bar -
⚠ Steam up to 15 bar max. / 200°C.

TA LUFT	CE 0035	ISO 9001	3.1 10 €/DN	Compatible ATEX ZONE no source of ignition
---------	---------	----------	-------------	--



737 XS - Carbon steel
 A216WCB body - CF8M ball - TS: -25°C/+220°C.

738 XS - Carbon steel

739 XS - Carbon steel

DN	1/2"	3/4"	1"	1"1/4	1"1/2	2"
PS (bar)	63	63	63	63	63	63
737XS code	271202	271203	271204	271205	271206	271207
738XS code	271212	271213	271214	271215	271216	271217
739XS code	271232	271233	271234	271235	271236	271237



747 XS - Stainless steel
 CF8M body & ball - TS: -40°C/+220°C.

748 XS - Stainless steel

749 XS - Stainless steel

DN	1/2"	3/4"	1"	1"1/4	1"1/2	2"
PS (bar)	63	63	63	63	63	63
747XS code	272702	272703	272704	272705	272706	272707
748XS code	272732	272733	272734	272735	272736	272737
749XS code	272752	272753	272754	272755	272756	272757

PNEUMATIC ACTUATOR



737 XS - Pneumatic actuated carbon steel ball valve
 A216WCB body - CF8M ball - TS: -25°C/+220°C.

Ø	double acting	
	actuator	code
1/2"	ADA20	271202015100
3/4"	ADA20	271203015100
1"	ADA20	271204015100
1"1/4	ADA20	271205015100
1"1/2	ADA40	271206015101
2"	ADA80	271207015102



10 €/pc

Ø	spring return	
	actuator	code
1/2"	ASR20	271202016100
3/4"	ASR40	271203016101
1"	ASR40	271204016101
1"1/4	ASR80	271205016102
1"1/2	ASR130	271206016103
2"	ASR200	271207016104

also available			
code	27120...	27121...	27123...

PNEUMATIC ACTUATOR



747 XS - Pneumatic actuated stainless steel ball valve
 CF8M body & ball - TS: -40°C/+220°C.

Ø	double acting	
	actuator	code
1/2"	ADA20	272702015100
3/4"	ADA20	272703015100
1"	ADA20	272704015100
1"1/4	ADA20	272705015100
1"1/2	ADA40	272706015101
2"	ADA80	272707015102



10 €/pc

Ø	spring return	
	actuator	code
1/2"	ASR20	272702016100
3/4"	ASR40	272703016101
1"	ASR40	272704016101
1"1/4	ASR80	272705016102
1"1/2	ASR130	272706016103
2"	ASR200	272707016104

also available			
code	27270...	27273...	27275...

PNEUMATIC
ACTUATOR



737 XS - Pneumatic actuated carbon steel ball valve (BSP)
A216WCB body - CF8M ball - TS: -25°C/+220°C.

Ø	double acting	
	actuator	code
1/2"	AP50	271202017006
3/4"	AP50	271203017006
1"	AP50	271204017006
1"1/4"	AP50	271205017006
1"1/2"	AP63	271206017007
2"	AP75	271207017008

also available	737 XS (BSP)	738 XS (BSP)	739 XS (BSP)
code	27120...	27121...	27123...

AlphaTR SECTORIEL



Ø	spring return	
	actuator	code
1/2"	APS50	271202017106
3/4"	APS63	271203017107
1"	APS63	271204017107
1"1/4"	APS75	271205017108
1"1/2"	APS85	271206017109
2"	APS100	271207017110

PNEUMATIC
ACTUATOR



747 XS - Pneumatic actuated stainless steel ball valve (BSP)
CF8M body & ball - TS: -40°C/+220°C

Ø	double acting	
	actuator	code
1/2"	AP50	272702017006
3/4"	AP50	272703017006
1"	AP50	272704017006
1"1/4"	AP50	272705017006
1"1/2"	AP63	272706017007
2"	AP75	272707017008

also available	747 XS (BSP)	748 XS (BSP)	749 XS (BSP)
code	27270...	27273...	27275...

AlphaTR SECTORIEL



Ø	spring return	
	actuator	code
1/2"	APS50	272702017106
3/4"	APS63	272703017107
1"	APS63	272704017107
1"1/4"	APS75	272705017108
1"1/2"	APS85	272706017109
2"	APS100	272707017110

ELECTRIC
ACTUATOR



737 XS & 739 XS - Electric actuated carbon steel ball valve (BSP) (SW)
A216WCB body - CF8M ball - TS: -25°C/+220°C.

Ø	actuator	BSP code
1/2"	SA05	271202023010
3/4"	SA05	271203023010
1"	SA05	271204023010
1"1/4"	SA05	271205023010
1"1/2"	SA05	271206023010
2"	SA05	271207023010

also available	737 XS (BSP)	738 XS (BSP)	739 XS (BSP)
code	27120...	27121...	27123...

SECTORIEL



DN	actuator	SW code
15	SA05	271232023010
20	SA05	271233023010
25	SA05	271234023010
32	SA05	271235023010
40	SA05	271236023010
50	SA05	271237023010

ELECTRIC
ACTUATOR



747 XS & 749 XS - Electric actuated stainless steel ball valve (BSP) (SW)
CF8M body & ball - TS: -40°C/+220°C.

Ø	actuator	BSP code
1/2"	SA05	272702023010
3/4"	SA05	272703023010
1"	SA05	272704023010
1"1/4"	SA05	272705023010
1"1/2"	SA05	272706023010
2"	SA05	272707023010

also available	747 XS (BSP)	748 XS (BSP)	749 XS (BSP)
code	27270...	27273...	27275...

SECTORIEL

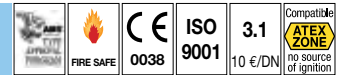


DN	actuator	SW code
15	SA05	272752023010
20	SA05	272753023010
25	SA05	272754023010
32	SA05	272755023010
40	SA05	272756023010
50	SA05	272757023010

3 piece body - ISO pad - Fire safe

NEW

2014/68/EU Directive N°0038 - Risk category III / module H - Fire safe API 607 - PTFE + 25% carbon seats - **Reduce bore** - Anti-blowout stem - Antistatic device - ISO pad - Locking device - PS: see tables - ⚠️ **Steam up to 18 bar max.**



702R - Carbon steel
A216WCB body - CF8M ball - TS: -20°C/+220°C.

Ø	1/2"	3/4"	1"	1"1/4"	1"1/2"	2"
PS (bar)	140	140	140	100	100	100
BSP code	702R004	702R005	702R006	702R007	702R008	702R009
BW code	702R115	702R120	702R125	702R132	702R140	702R150
SW code	702R215	702R220	702R225	702R232	702R240	702R250
NPT code	702R304	702R305	702R306	702R307	702R308	702R309



703R - Stainless steel
CF8M body & ball - TS: -30°C/+220°C.

Ø	1/2"	3/4"	1"	1"1/4"	1"1/2"	2"
PS (bar)	140	140	140	100	100	100
BSP code	703R004	703R005	703R006	703R007	703R008	703R009
BW code	703R115	703R120	703R125	703R132	703R140	703R150
SW code	703R215	703R220	703R225	703R232	703R240	703R250
NPT code	703R304	703R305	703R306	703R307	703R308	703R309

OIL & GAS

2014/68/EU Directive N°0038 - Risk category III / module H - Fire safe API 607 & ISO 10497 - PTFE + 25% carbon seats - **Full bore** - Anti-blowout stem - Antistatic device - ISO pad - Locking device - PS: see tables - ⚠️ **Steam up to 18 bar max.**



702 - Carbon steel
A216WCB body - CF8M ball - TS: -20°C/+220°C.

Ø	1/4"	3/8"	1/2"	3/4"	1"	1"1/4"	1"1/2"	2"
PS (bar)	140	140	140	140	140	100	100	100
BSP code	702002	702003	702004	702005	702006	702007	702008	702009
BW code	702108	702110	702115	702120	702125	702132	702140	702150
SW code	702208	702210	702215	702220	702225	702232	702240	702250
NPT code	702302	702303	702304	702305	702306	702307	702308	702309



703 - Stainless steel
CF8M body & ball - TS: -30°C/+220°C.

Ø	1/4"	3/8"	1/2"	3/4"	1"	1"1/4"	1"1/2"	2"
PS (bar)	140	140	140	140	140	100	100	100
BSP code	703002	703003	703004	703005	703006	703007	703008	703009
BW code	703108	703110	703115	703120	703125	703132	703140	703150
SW code	703208	703210	703215	703220	703225	703232	703240	703250
NPT code	703302	703303	703304	703305	703306	703307	703308	703309



Spare oval wheel for 702-703

Ø	1/4"	3/8"	1/2"	3/4"	1"	1"1/4"	1"1/2"	2"
code	9830440	9830440	9830441	9830441	9830442	9830442	9830443	9830475



Spare stem extension for 702-703

Ø	1/4"	3/8"	1/2"	3/4"	1"	1"1/4"	1"1/2"	2"
code	9830471	9830471	9830471	9830471	9830472	9830472	9830473	9830474

PNEUMATIC ACTUATOR



702 - Pneumatic actuated carbon steel ball valve (BSP)
A216WCB body - CF8M ball - TS: -20°C/+218°C.

Ø	double acting	
	actuator	code
1/4"	ADA20	271540015100
3/8"	ADA20	271541015100
1/2"	ADA20	271542015100
3/4"	ADA20	271543015100
1"	ADA20	271544015100
1"1/4	ADA40	271545015101
1"1/2	ADA40	271546015101
2"	ADA80	271547015102

also available

702 (BSP)	702 (BSP)	702 (ISW)	702 (NPT)
code 27154...	code 27156...	code 27158...	code 27159...



Ø	spring return	
	actuator	code
1/4"	ASR20	271540016100
3/8"	ASR20	271541016100
1/2"	ASR20	271542016100
3/4"	ASR40	271543016101
1"	ASR40	271544016101
1"1/4	ASR80	271545016102
1"1/2	ASR130	271546016103
2"	ASR200	271547016104

PNEUMATIC ACTUATOR



703 - Pneumatic actuated stainless steel ball valve (BSP)
CF8M body & ball - TS: -30°C/+218°C.

Ø	double acting	
	actuator	code
1/4"	ADA20	272240015100
3/8"	ADA20	272241015100
1/2"	ADA20	272242015100
3/4"	ADA20	272243015100
1"	ADA20	272244015100
1"1/4	ADA40	272245015101
1"1/2	ADA40	272246015101
2"	ADA80	272247015102

also available

703 (BSP)	703 (BSP)	703 (ISW)	703 (NPT)
code 27224...	code 27226...	code 27228...	code 27225...



Ø	spring return	
	actuator	code
1/4"	ASR20	272240016100
3/8"	ASR20	272241016100
1/2"	ASR20	272242016100
3/4"	ASR40	272243016101
1"	ASR40	272244016101
1"1/4	ASR80	272245016102
1"1/2	ASR130	272246016103
2"	ASR200	272247016104

PNEUMATIC ACTUATOR



702 - Pneumatic actuated carbon steel ball valve (BSP)
A216WCB body - CF8M ball - TS: -20°C/+218°C.

Ø	double acting	
	actuator	code
1/4"	AP50	271540017006
3/8"	AP50	271541017006
1/2"	AP50	271542017006
3/4"	AP50	271543017006
1"	AP50	271544017006
1"1/4	AP63	271545017007
1"1/2	AP63	271546017007
2"	AP75	271547017008

also available

702 (BSP)	702 (BSP)	702 (ISW)	702 (NPT)
code 27154...	code 27156...	code 27158...	code 27159...



Ø	spring return	
	actuator	code
1/4"	APS50	271540017106
3/8"	APS50	271541017106
1/2"	APS63	271542017107
3/4"	APS63	271543017107
1"	APS75	271544017108
1"1/4	APS75	271545017108
1"1/2	APS85	271546017109
2"	APS100	271547017110

PNEUMATIC ACTUATOR



703 - Pneumatic actuated stainless steel ball valve (BSP)
CF8M body & ball - TS: -30°C/+218°C.

Ø	double acting	
	actuator	code
1/4"	AP50	272240017006
3/8"	AP50	272241017006
1/2"	AP50	272242017006
3/4"	AP50	272243017006
1"	AP50	272244017006
1"1/4	AP63	272245017007
1"1/2	AP63	272246017007
2"	AP75	272247017008

also available

703 (BSP)	703 (BSP)	703 (ISW)	703 (NPT)
code 27224...	code 27226...	code 27228...	code 27225...



Ø	spring return	
	actuator	code
1/4"	APS50	272240017106
3/8"	APS50	272241017106
1/2"	APS63	272242017107
3/4"	APS63	272243017107
1"	APS75	272244017108
1"1/4	APS75	272245017108
1"1/2	APS85	272246017109
2"	APS100	272247017110

ELECTRIC ACTUATOR



702 - Electric actuated carbon steel ball valve

A216WCB body - CF8M ball - TS: -20°C/+218°C.

Ø	actuator	code
1/4"	SA05	271540023010
3/8"	SA05	271541023010
1/2"	SA05	271542023010
3/4"	SA05	271543023010
1"	SA05	271544023010
1"1/4	SA05	271545023010
1"1/2	SA05	271546023010
2"	SA05	271547023010



Ø	actuator	ATEX code
1/4"	SA05-X	271540023310
3/8"	SA05-X	271541023310
1/2"	SA05-X	271542023310
3/4"	SA05-X	271543023310
1"	SA05-X	271544023310
1"1/4	SA05-X	271545023310
1"1/2	SA05-X	271546023310
2"	SA05-X	271547023310

also available

702	702	702	702
code 27154...	27156...	27158...	27159...

SECTORIEL

ELECTRIC ACTUATOR



703 - Electric actuated stainless steel ball valve

CF8M body & ball - PS: 100 bar - TS: -30°C/+218°C.

Ø	actuator	code
1/4"	SA05	272240023010
3/8"	SA05	272241023010
1/2"	SA05	272242023010
3/4"	SA05	272243023010
1"	SA05	272244023010
1"1/4	SA05	272245023010
1"1/2	SA05	272246023010
2"	SA05	272247023010



Ø	actuator	ATEX code
1/4"	SA05-X	272240023310
3/8"	SA05-X	272241023310
1/2"	SA05-X	272242023310
3/4"	SA05-X	272243023310
1"	SA05-X	272244023310
1"1/4	SA05-X	272245023310
1"1/2	SA05-X	272246023310
2"	SA05-X	272247023310

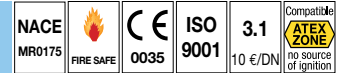
also available

703	703	703	703
code 27224...	27226...	27228...	27225...

SECTORIEL

3 piece body - ISO pad - Fire Safe

2014/68/EU Directive N°0035 - Risk category III / module H - Fire safe API 607 - Full bore - Anti-blowout stem - Antistatic device - ISO pad - Locking device - PS: 137 bar - **⚠ Steam up to 18 bar max.**



HIGH PRESSURE



702 XS-F - Carbon steel

A216WCB body - CF8M ball - **PTFE seats + 50% stainless steel** - Stem tightness: PTFE + 50% stainless steel - TS: -20°C/+220°C.

Ø	1/2"	3/4"	1"	1"1/4	1"1/2	2"
PS (bar)	137	137	137	137	137	137
code	271342	271343	271344	271345	271346	271347



702 XS-P - Carbon steel

A216WCB body - CF8M ball - **PEEK seats** - Stem tightness: PEEK + graphite - TS: -10°C/+250°C.

Ø	1/2"	3/4"	1"	1"1/4	1"1/2	2"
PS (bar)	137	137	137	137	137	137
code	271362	271363	271364	271365	271366	271367



703 XS - Stainless steel

CF8M body & ball - **PTFE seats + 50% stainless steel** - Stem tightness: PTFE + 50% stainless steel - TS: -30°C/+220°C.

Ø	1/2"	3/4"	1"	1"1/4	1"1/2	2"
PS (bar)	137	137	137	137	137	137
BSP code	271372	271373	271374	271375	271376	271377
BW code	271382	271383	271384	271385	271386	271387

HIGH PRESSURE

702 XS-F - Pneumatic actuated carbon steel ball valve

Direct mounting - A216WCB body - CF8M ball - PTFE seats + 50% stainless steel - TS: -20°C/+220°C - **Max. ΔP: 20 bar.**



Ø	double acting	
	actuator	code
1/2"	AP50	271342017006
3/4"	AP50	271343017006
1"	AP50	271344017006
1"1/4	AP63	271345017007
1"1/2	AP75	271346017008
2"	AP85	271347017009



AlphaTR SECTORIEL 10 €/pc

Ø	spring return	
	actuator	code
1/2"	APS50	271342017106
3/4"	APS50	271343017106
1"	APS63	271344017107
1"1/4	APS85	271345017109
1"1/2	APS85	271346017109
2"	APS100	271347017110

HIGH TEMPERATURE

702 XS-P - Pneumatic actuated carbon steel ball valve

A216WCB body - CF8M ball - PEEK seat - TS: -10°C/+250°C - **Max. ΔP: 20 bar.**



Ø	double acting	
	actuator	code
1/2"	AP50	271362017006
3/4"	AP63	271363017007
1"	AP85	271364017009
1"1/4	AP85	271365017009
1"1/2	AP100	271366017010
2"	AP125	271367017012



AlphaTR SECTORIEL 10 €/pc

Ø	spring return	
	actuator	code
1/2"	APS75	271362017108
3/4"	APS75	271363017108
1"	APS100	271364017110
1"1/4	APS100	271365017110
1"1/2	APS115	271366017111
2"	APS145	271367017113

HIGH PRESSURE

703 XS - Pneumatic actuated stainless steel ball valve

Direct mounting - CF8M body & ball - PTFE seats + 50% stainless steel - TS: -20°C/+220°C - **Max. ΔP: 20 bar.**



also available

703 XS	703 XS
code 27137...	code 27138...

Ø	double acting	
	actuator	code
1/2"	AP50	271372017006
3/4"	AP50	271373017006
1"	AP50	271374017006
1"1/4	AP63	271375017007
1"1/2	AP75	271376017008
2"	AP85	271377017009



AlphaTR SECTORIEL 10 €/pc

Ø	spring return	
	actuator	code
1/2"	APS50	271372017106
3/4"	APS50	271373017106
1"	APS63	271374017107
1"1/4	APS85	271375017109
1"1/2	APS85	271376017109
2"	APS100	271377017110

ELECTRIC ACTUATOR

703 XS - Electric actuated stainless steel ball valve

Direct mounting - CF8M body & ball - PTFE seats + 50% stainless steel - TS: -30°C/+218°C - **Max. ΔP: 10 bar.**



Ø	actuator	code
1/2"	SA05	271372023010
3/4"	SA05	271373023010
1"	SA05	271374023010
1"1/4	SA05	271375023010
1"1/2	SA05	271376023010
2"	NA06	271377023110

also available

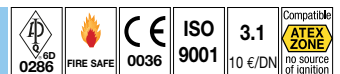
703 XS	703 XS
code 27137...	code 27138...



V-port valve + SA05-PCU actuator for control process, see page 44

3 piece body - Forged valves

2014/68/EU Directive N°0036 - Risk category III / module H - API Spec 6D-0286 - Fire safe API607 - F316 ball - F316 stem - Full bore - Anti-blowout stem - Antistatic device - ISO pad. **Steam up to 16 bar.**



NEW DESIGN



745 - Carbon steel - 800 lbs

A105N carbon steel body - RTFE seats - PS: 136 bar - TS: -29°C/+220°C.

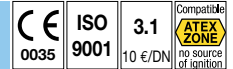
NPS	1/2"	3/4"	1"	1"1/4	1"1/2	2"
SW code	745115	745120	745125	745132	745140	745150
NPT code	745004	745005	745006	745007	745008	745009

not on stock, on request.

3 piece body control valves - V-port ball



2014/68/EU Directive N°0035 - Risk category III / module H - RTFE seats - Full bore - Anti-blowout stem - Antistatic device - Stainless steel graduated arcade 0-90° with blocking screw - PS: 63 bar.



746 XS V - Stainless steel
 CF8M body & ball - TS: -40°C/+180°C.

SECTORIEL

TA
LUFT

DN	1/2"	3/4"	1"	1"1/2"	2"
PS (bar)	63	63	63	63	63
Kv (m³/h)	5,1	6,8	13,7	25,3	38,4
30° V-ball code	272642V3	272643V3	272644V3	272646V3	272647V3
Kv (m³/h)	10,1	14,5	24,5	47,9	81,4
60° V-ball code	272642V6	272643V6	272644V6	272646V6	272647V6

also available	746 XS	745 XS	743 XS
code	27264...	27266...	27268...

746 XS V - Pneumatic actuated V-port stainless steel ball valve

SECTORIEL

+ APS spring return pneumatic actuator.
+ R99E electropneumatic positioner 4-20 mA.

+ APS spring return pneumatic actuator.
+ YT 3300 electropneumatic smart positioner 4-20 mA.

DN	V-ball	Kv (m³/h)	actuator	code
1/2"	30°	5,1	APS42	272642017104V31
1/2"	60°	10,1	APS42	272642017104V61
3/4"	30°	6,8	APS50	272643017106V31
3/4"	60°	14,5	APS50	272643017106V61
1"	30°	13,7	APS63	272644017107V31
1"	60°	24,5	APS63	272644017107V61
1"1/2"	30°	25,3	APS85	272646017109V31
1"1/2"	60°	47,9	APS85	272646017109V61
2"	30°	38,4	APS100	272647017110V31
2"	60°	81,4	APS100	272647017110V61



DN	V-ball	Kv (m³/h)	actuator	code
1/2"	30°	5,1	APS42	272642017104V34
1/2"	60°	10,1	APS42	272642017104V64
3/4"	30°	6,8	APS50	272643017106V34
3/4"	60°	14,5	APS50	272643017106V64
1"	30°	13,7	APS63	272644017107V34
1"	60°	24,5	APS63	272644017107V64
1"1/2"	30°	25,3	APS85	272646017109V34
1"1/2"	60°	47,9	APS85	272646017109V64
2"	30°	38,4	APS100	272647017110V34
2"	60°	81,4	APS100	272647017110V64

PNEUMATIC ACTUATOR

also available	746 XS	745 XS	743 XS
code	27264...	27266...	27268...

also available	746 XS	745 XS	743 XS
code	27264...	27266...	27268...

746 XS V - Electric actuated V-port stainless steel ball valve

SECTORIEL

+ SA05-PCU electric actuator.

DN	V-ball	Kv (m³/h)	actuator	code
1/2"	30°	5,1	SA05-PCU	272642023050V3P
1/2"	60°	10,1	SA05-PCU	272642023050V6P
3/4"	30°	6,8	SA05-PCU	272643023050V3P
3/4"	60°	14,5	SA05-PCU	272643023050V6P
1"	30°	13,7	SA05-PCU	272644023050V3P
1"	60°	24,5	SA05-PCU	272644023050V6P
1"1/2"	30°	25,3	SA05-PCU	272646023050V3P
1"1/2"	60°	47,9	SA05-PCU	272646023050V6P
2"	30°	38,4	SA05-PCU	272647023050V3P
2"	60°	81,4	SA05-PCU	272647023050V6P

ELECTRIC ACTUATOR

also available	746 XS	745 XS	743 XS
code	27264...	27266...	27268...



703 XS V - Stainless steel
CF8M body & ball - TS: -30°C/+180°C.

SECTORIEL

DN	1/2"	3/4"	1"	1"1/2"	2"
PS (bar)	137	137	137	137	137
Kv (m³/h)	5,1	6,8	13,7	25,3	38,4
30° V-ball code	271372V3	271373V3	271374V3	271376V3	271377V3
Kv (m³/h)	10,1	14,5	24,5	47,9	81,4
60° V-ball code	272642V6	272643V6	272644V6	272646V6	272647V6

also available		
code	27137...	27138...

703 XS V - Pneumatic actuated V-port stainless steel ball valve

SECTORIEL

+ APS spring return pneumatic actuator.
+ R99E electropneumatic positioner 4-20 mA.

+ APS spring return pneumatic actuator.
+ YT 3300 electropneumatic smart positioner 4-20 mA.

DN	V-ball	Kv (m³/h)	actuator	code
1/2"	30°	5,1	APS50	271372017106V31
1/2"	60°	10,1	APS50	271372017106V61
3/4"	30°	6,8	APS50	271373017106V31
3/4"	60°	14,5	APS50	271373017106V61
1"	30°	13,7	APS63	271374017107V31
1"	60°	24,5	APS63	271374017107V61
1"1/2"	30°	25,3	APS85	271376017109V31
1"1/2"	60°	47,9	APS85	271376017109V61
2"	30°	38,4	APS100	271377017110V31
2"	60°	81,4	APS100	271377017110V61



also available		
code	27137...	27138...

DN	V-ball	Kv (m³/h)	actuator	code
1/2"	30°	5,1	APS50	271372017106V34
1/2"	60°	10,1	APS50	271372017106V64
3/4"	30°	6,8	APS50	271373017106V34
3/4"	60°	14,5	APS50	271373017106V64
1"	30°	13,7	APS63	271374017107V34
1"	60°	24,5	APS63	271374017107V64
1"1/2"	30°	25,3	APS85	271376017109V34
1"1/2"	60°	47,9	APS85	271376017109V64
2"	30°	38,4	APS100	271377017110V34
2"	60°	81,4	APS100	271377017110V64

PNEUMATIC ACTUATOR

also available		
code	27137...	27138...

703 XS V - Electric actuated V-port stainless steel ball valve

SECTORIEL

+ SA05-PCU electric actuator.

DN	V-ball	Kv (m³/h)	actuator	code
1/2"	30°	5,1	SA05-PCU	271372023050V3P
1/2"	60°	10,1	SA05-PCU	271372023050V6P
3/4"	30°	6,8	SA05-PCU	271373023050V3P
3/4"	60°	14,5	SA05-PCU	271373023050V6P
1"	30°	13,7	SA05-PCU	271374023050V3P
1"	60°	24,5	SA05-PCU	271374023050V6P
1"1/2"	30°	25,3	SA05-PCU	271376023050V3P
1"1/2"	60°	47,9	SA05-PCU	271376023050V6P

ELECTRIC ACTUATOR

also available		
code	27137...	27138...

3 piece body flanged - S-First

2014/68/EU Directive N°0038 - Risk category III / module H - Flanged RF PN40 - EN 558 series 1 - RTFE seats - Full bore - Anti-blowout stem - Locking device - PS: 40 bar.

0038	9001	10 €/DN

730 - Carbon steel
A216WCB body - CF8M ball - TS: -20°C/+180°C.

DN	15	20	25	32	40	50	65	80	100
face to face	130	150	160	180	200	230	290	310	350
code	730015	730020	730025	730032	730040	730050	730065	730080	730100



731 - Stainless steel
CF8M body & ball - TS: -20°C/+180°C.

DN	15	20	25	32	40	50	65	80	100
face to face	130	150	160	180	200	230	290	310	350
code	731015	731020	731025	731032	731040	731050	731065	731080	731100



3 piece body flanged - ISO pad

2014/68/EU Directive N°0038 - Risk category III / module H - Flanged RF PN40 - EN 558 series 1 - DIN 3202 P1 - Stainless steel reinforced PTFE seats - Full bore - Anti-blowout stem - Antistatic device - ISO pad - Locking device - PS: 40 bar.



710 - Carbon steel

A216WCB body - CF8M ball - TS: -20°C/+220°C.

DN	15	20	25	32	40	50	65	80	100
face to face	130	150	160	180	200	230	290	310	350
code	710015	710020	710025	710032	710040	710050	710065	710080	710100




711 - Stainless steel

CF8M body & ball - TS: -30°C/+220°C.

DN	15	20	25	32	40	50	65	80	100
face to face	130	150	160	180	200	230	290	310	350
code	711015	711020	711025	711032	711040	711050	711065	711080	711100

3 piece body flanged - ISO pad - Fire Safe

2014/68/EU Directive N°0035 - Risk category III / module H - Flanged RF PN 40 - EN 558 series 1 (DIN 3202 F1) - Stainless steel reinforced PTFE seats - Stem tightness: PTFE-graphite - Full bore - Anti-blowout stem - Antistatic device - ISO pad - Locking device - PS: 40 bar - TS: -25°C/+220°C - **⚠ Steam up to 15 bar max./200°C.**



STEAM



710 XS / 765 XS - Carbon steel

A216WCB body - CF8M ball.

DN	15	20	25	32	40	50	65	80	100
face to face	130	150	160	180	200	230	290	310	350
code	271322	271323	271324	271325	271326	271327	271328	271329	271330

765 XS - Pneumatic actuated carbon steel ball valve

A216WCB body - CF8M ball - TS: -25°C/+220°C - ⚠ Steam use: PS: 15 bar / TS: +200°C.



STEAM



DN	double acting	
	actuator	code
15	ADA20	271322015100
20	ADA20	271323015100
25	ADA20	271324015100
32	ADA20	271325015100
40	ADA40	271326015101
50	ADA80	271327015102
65	ADA80	271328015102
80	ADA130	271329015103
100	ADA200	271330015104



DN	spring return	
	actuator	code
15	ASR20	271322016100
20	ASR40	271323016101
25	ASR40	271324016101
32	ASR80	271325016102
40	ASR130	271326016103
50	ASR200	271327016104
65	ASR200	271328016104
80	ASR300	271329016105
100	ASR500	271330016106

710 XS - Pneumatic actuated carbon steel ball valve

Direct mounting - A216WCB body - CF8M ball - TS: -20°C/+200°C.



STEAM



DN	double acting	
	actuator	code
15	AP50	271312017006X
20	AP50	271313017006X
25	AP50	271314017006X
32	AP50	271315017006X
40	AP63	271316017007X
50	AP75	271317017008X
65	AP75	271318017008X
80	AP85	271319017009X
100	AP100	271320017010X



DN	spring return	
	actuator	code
15	APS50	271312017106X
20	APS63	271313017107X
25	APS63	271314017107X
32	APS75	271315017108X
40	APS85	271316017109X
50	APS100	271317017110X
65	APS100	271318017110X
80	APS115	271319017111X
100	APS115	271320017111X

PNEUMATIC ACTUATOR

STEAM



765 XS - Pneumatic actuated carbon steel ball valve

A216WCB body - CF8M ball - TS: -25°C/+220°C - ⚠️ **Steam use:** PS: 15 bar / TS: +200°C.

AlphaTR SECTORIEL

DN	double acting	
	actuator	code
15	AP50	271322017006
20	AP50	271323017006
25	AP50	271324017006
32	AP50	271325017006
40	AP63	271326017007
50	AP75	271327017008
65	AP75	271328017008
80	AP85	271329017009
100	AP100	271330017010



DN	spring return	
	actuator	code
15	APS50	271322017106
20	APS50	271323017106
25	APS63	271324017107
32	APS75	271325017108
40	APS85	271326017109
50	APS100	271327017110
65	APS100	271328017110
80	APS115	271329017111
100	APS125	271330017112

ELECTRIC ACTUATOR



710 XS - Electric actuated carbon steel ball valve

Direct mounting - A216WCB body - CF8M ball - TS: -20°C/+200°C.

SECTORIEL

DN	actuator	code
15	UMA3.5	271312022060X
20	UMA3.5	271313022060X
25	UMA3.5	271314022060X
32	UMA3.5	271315022060X
40	UMA3.5	271316022060X
50	UMC10	271317022240X
65	UMC10	271318022240X
80	UMC10	271319022240X
100	UVC15	271320022330X



DN	actuator	code
15	SA05	271312023010X
20	SA05	271313023010X
25	SA05	271314023010X
32	SA05	271315023010X
40	SA05	271316023010X
50	SA05	271317023010X
65	NA09	271318023120X
80	NA09	271319023120X
100	NA15	271320023130X

ELECTRIC ACTUATOR

STEAM

765 XS - Electric actuated carbon steel ball valve

A216WCB body - CF8M ball - TS: -25°C/+220°C - ⚠️ **Steam use:** PS: 15 bar / TS: +200°C.

SECTORIEL



DN	actuator	code
15	SA05	271322023010
20	SA05	271323023010
25	SA05	271324023010
32	SA05	271325023010
40	SA05	271326023010
50	SA05	271327023010
65	NA09	271328023120
80	NA09	271329023120
100	NA15	271330023130

STEAM



7034 - Stainless steel

CF8M body & ball

DN	15	20	25	32	40	50
face to face	130	150	160	180	200	230
code	703415	703420	703425	703432	703440	703450

2014/68/EU Directive N°0038 - Risk category III / module H - Flanged RF PN40 - EN 558 series 1 (DIN 3202 F1) - PTFE + 25% carbon seats - Stem tightness: PTFE - Full bore - Anti-blowout stem - Antistatic device - ISO pad - Locking device - PS: 40 bar - TS: -30°C/+220°C -

⚠️ **Steam up to 15 bar max./200°C.**

FIRE SAFE	0038	9001	3.1 10 €/DN no source of ignition

PNEUMATIC ACTUATOR

7034 - Pneumatic actuated stainless steel ball valve

CF8M body & ball - TS: -30°C/+218°C.



DN	double acting	
	actuator	code
15	AP50	272232017006
20	AP50	272233017006
25	AP50	272234017006
32	AP63	272235017007
40	AP63	272236017007
50	AP75	272237017008



AlphaTR SECTORIEL 10 €/pc

DN	spring return	
	actuator	code
15	APS63	272232017107
20	APS63	272233017107
25	APS75	272234017108
32	APS75	272235017108
40	APS85	272236017109
50	APS100	272237017110

ELECTRIC ACTUATOR

7034 - Electric actuated stainless steel ball valve

CF8M body & ball - TS: -30°C/+218°C.



DN	actuator	code
15	UMA3.5	272232022060
20	UMA3.5	272233022060
25	UMA3.5	272234022060
32	UMA3.5	272235022060
40	UMA3.5	272236022060
50	UMC10	272237022240




Zones 1 & 2 on request

DN	actuator	code
15	SA05	272232023010
20	SA05	272233023010
25	SA05	272234023010
32	SA05	272235023010
40	SA05	272236023010
50	SA05	272237023010

SECTORIEL

2014/68/EU Directive N°0035 - Risk category II / module H - Flanged RF PN40 - EN 558 series 1 (DIN 3202 F1) - Stainless steel reinforced PTFE seats - Stem tightness: PTFE-graphite - Full bore - Anti-blowout stem - Antistatic device - ISO pad - Locking device - PS: 40 bar - TS: -30°C/+220°C - Steam up to 15 bar max./200°C.

TA LUFT FIRE SAFE 0035 ISO 9001 3.1 Compatible ATEX ZONE no source of ignition



711 XS - Stainless steel

CF8M body & ball - TS: -30°C/+220°C.

DN	65	80	100
face to face	290	310	350
code	272108	272109	272110

PNEUMATIC ACTUATOR

711 XS - Pneumatic actuated stainless steel ball valve

CF8M body & ball - TS: -30°C/+200°C.



DN	double acting	
	actuator	code
65	AP75	272108017008
80	AP85	272109017009
100	AP100	272110017010



AlphaTR SECTORIEL 10 €/pc

DN	spring return	
	actuator	code
65	APS100	272108017110
80	APS115	272109017111
100	APS115	272110017111

ELECTRIC ACTUATOR

711 XS - Electric actuated stainless steel ball valve

CF8M body & ball - TS: -30°C/+200°C.



DN	actuator	code
65	UMC10	272108022240X
80	UMC10	272109022240X
100	UVC15	272110022330X



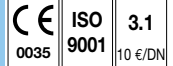
Zones 1 & 2 on request

DN	actuator	code
65	NA09	272108023120X
80	NA09	272109023120X
100	NA15	272110023130X

SECTORIEL

Wafer

2014/68/EU Directive N°0035 - Risk category II / module D1 - Flanged RF PN16 - RTFE seats - ISO pad - Locking device from DN25 to DN100 - Anti-blowout stem - PS: 16 bar - TS: -20°C/+180°C.

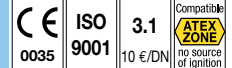


771 - Stainless steel

CF8M body & ball.

DN	15	20	25	32	40	50	65	80	100	125	150
face to face	35	39	44	52	64	83	100	121	152	179	202
code	771015	771020	771025	771032	771040	771050	771065	771080	771100	771125	771150

2014/68/EU Directive N°0035 - Risk category III / module H - Flanged RF PN16 - PTFE seats - Stem tightness: PTFE +15% graphite - ISO pad - Full bore up to DN80 - Anti-blowout stem - PS: 16 bar - TS: -30°C/+180°C.



771 XS - Stainless steel

CF8M body - F316 ball.

DN	15	20	25	32	40	50	65	80	100
face to face	42	44	50	54	68	82	103	122	152
code	272902	272903	272904	272905	272906	272907	272908	272909	272910

771 XS - Pneumatic actuated stainless steel ball valve

Direct mounting - CF8M body - F316 ball - TS: -30°C/+180°C.



PNEUMATIC ACTUATOR



DN	double acting	
	actuator	code
15	ADA20	272902015100
20	ADA20	272903015100
25	ADA20	272904015100
32	ADA20	272905015100
40	ADA80	272906015102
50	ADA80	272907015102
65	ADA80	272908015102
80	ADA130	272909015103
100	ADA300	272910015105



DN	spring return	
	actuator	code
15	ASR20	272902016100
20	ASR40	272903016101
25	ASR40	272904016101
32	ASR80	272905016102
40	ASR130	272906016103
50	ASR200	272907016104
65	ASR200	272908016104
80	ASR500	272909016106
100	ASR500	272910016106

771 XS - Pneumatic actuated stainless steel ball valve

Direct mounting - CF8M body - F316 ball - TS: -30°C/+180°C.



PNEUMATIC ACTUATOR



DN	double acting	
	actuator	code
15	AP50	272902017006
20	AP50	272903017006
25	AP63	272904017007
32	AP63	272905017007
40	AP63	272906017007
50	AP75	272907017008
65	AP85	272908017009
80	AP85	272909017009
100	AP100	272910017010



DN	spring return	
	actuator	code
15	APS63	272902017107
20	APS63*	272903017107
25	APS75	272904017108
32	APS75	272905017108
40	APS85	272906017109
50	APS115	272907017111
65	APS115	272908017111
80	APS125	272909017112
100	APS145	272910017113

* not direct mounting.

C R
 I
 T A
 C U
 E T
 A C
 E A

771 XS - Electric actuated stainless steel ball valve

Direct mounting - CF8M body - F316 ball - TS: -30°C/+180°C.

SECTORIEL



DN	actuator	code
15	UMA3.5	272902022060
20	UMA3.5	272903022060
25	UMA3.5	272904022060
32	UMA3.5	272905022060
40	UMA3.5	272906022060
50	UMC10	272907022240
65	UMC10	272908022240
80	UMC10	272909022240
100	UMC15	272910022250



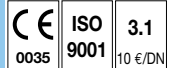
DN	actuator	code
15	SA05	272902023010
20	SA05	272903023010
25	SA05	272904023010
32	SA05	272905023010
40	SA05	272906023010
50	NA09	272907023120
65	NA09	272908023120
80	NA15	272909023130
100	NA15	272910023130



ATEX execution		
DN	actuator	code
15	SA05-X	272902023310
20	SA05-X	272903023310
25	SA05-X	272904023310
32	SA05-X	272905023310
40	SA05-X	272906023310
50	NA09-X	272907023330
65	NA09-X	272908023330
80	NA15-X	272909023340
100	NA15-X	272910023340

Split body - S-First

2014/68/EU Directive N°0035 - Risk category II / module D1 - PTFE + fiberglass seats - Full bore - Anti-blowout stem - Antistatic device - ISO pad - Locking device - PS: see tables - TS: -10°C/+180°C.



Flanged RF PN40/16

764 - Carbon steel

A216WCB body - F304 ball - EN 558 series 27.



DN	15	20	25	32	40	50	65	80	100	125	150
face to face	115	120	125	130	140	150	170	180	190	325	350
PS (bar)	40	40	40	40	40	40	16	16	16	16	16
code	764015	764020	764025	764032	764040	764050	764065	764080	764100	764125	764150

765 - Stainless steel

CF8M body - F316 ball - EN 558 series 27.



DN	15	20	25	32	40	50	65	80	100	125	150
face to face	115	120	125	130	140	150	170	180	190	325	350
PS (bar)	40	40	40	40	40	40	16	16	16	16	16
code	765015	765020	765025	765032	765040	765050	765065	765080	765100	765125	765150

Flanged RF ANSI 150

793 - Carbon steel

A216WCB body - F304 ball - EN 558 series 3 up to 4", series 12 above - PS: 20 bar.



NPS	1/2"	3/4"	1"	1 1/4"	1 1/2"	2"	2 1/2"	3"	4"	6"
face to face	108	117	127	140	165	178	190	203	229	394
code	793015	793020	793025	793032	793040	793050	793065	793080	793100	793150

794 - Stainless steel


CF8M body - F316 ball - EN 558 series 3 up to 4", series 12 above - PS: 20 bar.



NPS	1/2"	3/4"	1"	1 1/4"	1 1/2"	2"	2 1/2"	3"	4"	6"
face to face	108	117	127	140	165	178	190	203	229	394
code	794015	794020	794025	794032	794040	794050	794065	794080	794100	794150

Split body - Fire safe

2014/68/EU Directive N°0035 - Risk category II / module H - Fire safe API 607 - Bureau Veritas Marine recognition MODE II - RTFE seats (except 763L: PTFE) - Stem tightness: PTFE - Full bore - Anti-blowout stem - Antistatic device - ISO pad - Locking device - PS: see tables - TS: -20°C/+200°C - ⚠️ **Steam up to 11 bar max.**



NEW

■ Flanged RF PN40/16

763 L - Stainless steel

CF8M body & ball - **EN 558 series 1** (DIN 3202 F1).



DN	15	20	25	32	40	50	65	80	100
face to face	130	150	160	180	200	230	290	310	350
PS (bar)	40	40	40	40	40	40	16	16	16
code	763L015	763L020	763L025	763L032	763L040	763L050	763L065	763L080	763L100

762 - Carbon steel

A216WCB body - CF8M ball - **EN 558 series 27** (DIN 3202 F4/F5).



DN	15	20	25	32	40	50	65	80	100	125	150	200*
face to face	115	120	125	130	140	150	170	180	190	325	350	400
PS (bar)	40	40	40	40	40	40	16	16	16	16	16	16
code	762015	762020	762025	762032	762040	762050	762065	762080	762100	762125	762150	762200

* not fire safe.

763 - Stainless steel

CF8M body & ball - **EN 558 series 27** (DIN 3202 F4/F5).



DN	15	20	25	32	40	50	65	80	100	125	150	200*
face to face	115	120	125	130	140	150	170	180	190	325	350	400
PS (bar)	40	40	40	40	40	40	16	16	16	16	16	16
code	763015	763020	763025	763032	763040	763050	763065	763080	763100	763125	763150	763200

* not fire safe.



Spare gearbox for 762-763

DN	150	200
code	9830296	9830297



762 - Pneumatic actuated carbon steel ball valve

A216WCB body - CF8M ball - PS: 40 bar up to DN50, 16 bar above - TS: -20°C/+150°C.




DN	double acting	
	actuator	code
15	ADA20	274242015100
20	ADA20	274243015100
25	ADA20	274244015100
32	ADA40	274245015101
40	ADA40	274246015101
50	ADA80	274247015102
65	ADA130	274248015103
80	ADA130	274249015103
100	ADA200	274250015104
125	ADA300	274251015105
150	ADA850	274252015107
200*	ADA850	274253015107

* not fire safe.



DN	spring return	
	actuator	code
15	ASR40	274242016101
20	ASR40	274243016101
25	ASR40	274244016101
32	ASR80	274245016102
40	ASR130	274246016103
50	ASR200	274247016104
65	ASR200	274248016104
80	ASR300	274249016105
100	ASR500	274250016106
125	ASR850	274251016107
150	ASR1200	274252016108

PNEUMATIC
ACTUATOR





763 - Pneumatic actuated stainless steel ball valve

CF8M body & ball - PS: 40 bar up to DN50, 16 bar above - TS: -20°C/+150°C.

DN	double acting	
	actuator	code
15	ADA20	274362015100
20	ADA20	274363015100
25	ADA20	274364015100
32	ADA40	274365015101
40	ADA40	274366015101
50	ADA80	274367015102
65	ADA130	274368015103
80	ADA130	274369015103
100	ADA200	274370015104
125	ADA300	274371015105
150	ADA850	274372015107
200*	ADA850	274373015107

* not fire safe.

DN	spring return	
	actuator	code
15	ASR40	274362016101
20	ASR40	274363016101
25	ASR40	274364016101
32	ASR80	274365016102
40	ASR130	274366016103
50	ASR200	274367016104
65	ASR300	274368016105
80	ASR300	274369016105
100	ASR500	274370016106
125	ASR850	274371016107
150	ASR1200	274372016108

PNEUMATIC
ACTUATOR




762 - Pneumatic actuated carbon steel ball valve

A216WCB body - CF8M ball - PS: 40 bar up to DN50, 16 bar above - TS: -20°C/+200°C.

DN	double acting	
	actuator	code
15	AP50	274242017006
20	AP50	274243017006
25	AP50	274244017006
32	AP63	274245017007
40	AP75	274246017008
50	AP75	274247017008
65	AP85	274248017009
80	AP100	274249017010
100	AP115	274250017011
125	AP115	274251017011
150	AP160	274252017014
200*	AP180	274253017015

* not fire safe.

DN	spring return	
	actuator	code
15	APS63	274242017107
20	APS75	274243017108
25	APS75	274244017108
32	APS85	274245017109
40	APS100	274246017110
50	APS100	274247017110
65	APS115	274248017111
80	APS125	274249017112
100	APS145	274250017113
125	APS160	274251017114
150	APS200	274252017116

PNEUMATIC
ACTUATOR




763 - Pneumatic actuated stainless steel ball valve

CF8M body & ball - PTFE seats - PS: 40 bar up to DN50, 16 bar above - TS: -20°C/+200°C.

DN	double acting	
	actuator	code
15	AP50	274362017006
20	AP50	274363017006
25	AP50	274364017006
32	AP63	274365017007
40	AP75	274366017008
50	AP75	274367017008
65	AP85	274368017009
80	AP100	274369017010
100	AP115	274370017011
125	AP115	274371017011
150	AP160	274372017014
200*	AP180	274373017015

* not fire safe.

DN	spring return	
	actuator	code
15	APS63	274362017107
20	APS75	274363017108
25	APS75	274364017108
32	APS85	274365017109
40	APS100	274366017110
50	APS100	274367017110
65	APS115	274368017111
80	APS125	274369017112
100	APS145	274370017113
125	APS160	274371017114
150	APS200	274372017116

ELECTRIC ACTUATOR

762 - Electric actuated carbon steel ball valve

A216WCB body - CF8M ball - PS: 40 bar up to DN50, 16 bar above - TS: -20°C/+200°C.

SECTORIEL



DN	actuator	code
15	UMA3.5	274242022060
20	UMA3.5	274243022060
25	UMA3.5	274244022060
32	UMA3.5	274245022060
40	UMC10	274246022240
50	UMC10	274247022240
65	UMC10	274248022240
80	UVC15	274249022330
100	UVD25	274250022350



DN	actuator	code
15	SA05	274242023010
20	SA05	274243023010
25	SA05	274244023010
32	SA05	274245023010
40	SA05	274246023010
50	NA06	274247023110
65	NA09	274248023120
80	NA15	274249023130
100	NA28	274250023150
125	NA28	274251023150
150	NA60	274252023180

ELECTRIC ACTUATOR

763 - Electric actuated stainless steel ball valve

CF8M body & ball - PS: 40 bar up to DN50, 16 bar above - TS: -20°C/+200°C.

SECTORIEL




DN	actuator	code
15	UMA3.5	274362022060
20	UMA3.5	274363022060
25	UMA3.5	274364022060
32	UMA3.5	274365022060
40	UMC10	274366022240
50	UMC10	274367022240
65	UMC10	274368022240
80	UVC15	274369022330
100	UVD25	274370022350



DN	actuator	code
15	SA05	274362023010
20	SA05	274363023010
25	SA05	274364023010
32	SA05	274365023010
40	SA05	274366023010
50	NA06	274367023110
65	NA09	274368023120
80	NA15	274369023130
100	NA28	274370023150
125	NA28	274371023150
150	NA60	274372023180

■ Flanged RF ANSI 150



778 - Carbon steel

A216WCB body - CF8M ball - EN 558 series 3 - PS: 20 bar.

NPS	1/2"	3/4"	1"	1"1/4	1"1/2	2"	2"1/2	3"	4"
face to face	108	117	127	140	165	178	190	203	229
code	778015	778020	778025	778032	778040	778050	778065	778080	778100



779 - Stainless steel

CF8M body & ball - EN 558 series 3 - PS: 20 bar.


NPS	1/2"	3/4"	1"	1"1/4	1"1/2	2"	2"1/2	3"	4"
face to face	108	117	127	140	165	178	190	203	229
code	779015	779020	779025	779032	779040	779050	779065	779080	779100

Split body - Fire safe - High temperature

■ Flanged RF PN40/16

OIL & GAS

2014/68/EU Directive N°0035 - Risk category III / module H - Fire safe ISO 10497 - Plain PTFE TFM1600 seats - Stem tightness: PTFE - Full bore - Anti-blowout stem - Antistatic device - ISO pad - Locking device - Ball with decompression hole - PS: see tables



⚠ Steam up to 12 bar max.

752 - Carbon steel

A216WCB body - CF8M ball - EN 558 series 27 (DIN 3202 F4/F5) - TS: -20°C/+230°C.



DN	15	20	25	32	40	50	65	80	100	125	150	200
face to face	115	120	125	130	140	150	170	180	190	325	350	400
PS (bar)	40	40	40	40	40	40	16	16	16	16	16	16
code	752015	752020	752025	752032	752040	752050	752065	752080	752100	752125	752150	752200

753 - Stainless steel

CF8M body & ball - EN 558 series 27 (DIN 3202 F4/F5) - TS: -50°C/+230°C.



DN	15	20	25	32	40	50	65	80	100	125	150	200
face to face	115	120	125	130	140	150	170	180	190	325	350	400
PS (bar)	40	40	40	40	40	40	16	16	16	16	16	16
code	753015	753020	753025	753032	753040	753050	753065	753080	753100	753125	753150	753200

Spare gearbox for 752-753

DN	100	125	150	200
code	9830221	9830222	9830266	9830267

Spare stainless steel lever for 752-753

DN	15-20	25-32	40-50	65	80	100	125-150	200
code	9812090	9812091	9812092	9812093	9812094	9812095	9812096	9812097



752 - Pneumatic actuated carbon steel valve

A216WCB body - CF8M ball - PS: 40 bar up to DN50, 16 bar above - TS: -20°C/+200°C.

PNEUMATIC ACTUATOR



DN	double acting	
	actuator	code
15	ADA20	274282015100
20	ADA20	274283015100
25	ADA20	274284015100
32	ADA40	274285015101
40	ADA40	274286015101
50	ADA80	274287015102
65	ADA130	274288015103
80	ADA130	274289015103
100	ADA200	274290015104
125	ADA300	274291015105
150	ADA500	274292015106



DN	spring return	
	actuator	code
15	ASR40	274282016101
20	ASR40	274283016101
25	ASR80	274284016102
32	ASR80	274285016102
40	ASR80	274286016102
50	ASR200	274287016104
65	ASR300	274288016105
80	ASR300	274289016105
100	ASR500	274290016106
125	ASR850	274291016107
150	ASR850	274292016107



753 - Pneumatic actuated stainless steel valve

CF8M body & ball - PS: 40 bar up to DN50, 16 bar above - TS: -30°C/+200°C.

PNEUMATIC ACTUATOR



DN	double acting	
	actuator	code
15	ADA20	274402015100
20	ADA20	274403015100
25	ADA20	274404015100
32	ADA40	274405015101
40	ADA40	274406015101
50	ADA80	274407015102
65	ADA130	274408015103
80	ADA130	274409015103
100	ADA200	274410015104
125	ADA300	274411015105
150	ADA500	274412015106



DN	spring return	
	actuator	code
15	ASR40	274402016101
20	ASR40	274403016101
25	ASR80	274404016102
32	ASR80	274405016102
40	ASR80	274406016102
50	ASR200	274407016104
65	ASR300	274408016105
80	ASR300	274409016105
100	ASR500	274410016106
125	ASR850	274411016107
150	ASR850	274412016107



PNEUMATIC ACTUATOR

752 - Pneumatic actuated carbon steel ball valve

A216WCB body - CF8M ball - PS: 40 bar up to DN50, 16 bar above - TS: -20°C/+200°C.



DN	double acting	
	actuator	code
15	AP50	274282017006
20	AP50	274283017006
25	AP50	274284017006
32	AP63	274285017007
40	AP75	274286017008
50	AP75	274287017008
65	AP85	274288017009
80	AP85	274289017009
100	AP100	274290017010
125	AP115	274291017011
150	AP125	274292017012



AlphaTR SECTORIEL

DN	spring return	
	actuator	code
15	APS63	274282017107
20	APS75	274283017108
25	APS75	274284017108
32	APS85	274285017109
40	APS85	274286017109
50	APS115	274287017111
65	APS115	274288017111
80	APS115	274289017111
100	APS145	274290017113
125	APS160	274291017114
150	APS180	274292017115

PNEUMATIC ACTUATOR

753 - Pneumatic actuated stainless steel ball valve

CF8M body & ball - PS: 40 bar up to DN50, 16 bar above - TS: -30°C/+200°C.



DN	double acting	
	actuator	code
15	AP50	274402017006
20	AP50	274403017006
25	AP50	274404017006
32	AP63	274405017007
40	AP75	274406017008
50	AP75	274407017008
65	AP85	274408017009
80	AP85	274409017009
100	AP100	274410017010
125	AP115	274411017011
150	AP125	274412017012



AlphaTR SECTORIEL

DN	spring return	
	actuator	code
15	APS63	274402017107
20	APS75	274403017108
25	APS75	274404017108
32	APS85	274405017109
40	APS85	274406017109
50	APS115	274407017111
65	APS115	274408017111
80	APS115	274409017111
100	APS145	274410017113
125	APS160	274411017114
150	APS180	274412017115

ELECTRIC ACTUATOR

752 - Electric actuated carbon steel ball valve

A216WCB body - CF8M ball - PS: 40 bar up to DN50, 16 bar above - TS: -20°C/+200°C.



DN	actuator	code
15	SA05	274282023010
20	SA05	274283023010
25	SA05	274284023010
32	SA05	274285023010
40	SA05	274286023010
50	NA09	274287023120
65	NA09	274288023120
80	NA15	274289023130
100	NA28	274290023150
125	NA28	274291023150
150	NA38	274292023160



Zones 1 & 2
10 €/pc

DN	actuator	ATEX code
15	SA05-X	274282023310
20	SA05-X	274283023310
25	SA05-X	274284023310
32	SA05-X	274285023310
40	SA05-X	274286023310
50	NA09-X	274287023330
65	NA09-X	274288023330
80	NA15-X	274289023340
100	NA28-X	274290023360
125	NA28-X	274291023360
150	NA38-X	274292023370

SECTORIEL

ELECTRIC ACTUATOR

753 - Electric actuated stainless steel ball valve

CF8M body & ball - PS: 40 bar up to DN50, 16 bar above - TS: -30°C/+200°C.



DN	actuator	code
15	SA05	274402023010
20	SA05	274403023010
25	SA05	274404023010
32	SA05	274405023010
40	SA05	274406023010
50	NA09	274407023120
65	NA09	274408023120
80	NA15	274409023130
100	NA28	274410023150
125	NA28	274411023150
150	NA38	274412023160



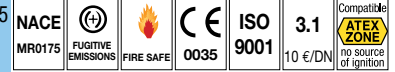
Zones 1 & 2
10 €/pc

DN	actuator	ATEX code
15	SA05-X	274402023310
20	SA05-X	274403023310
25	SA05-X	274404023310
32	SA05-X	274405023310
40	SA05-X	274406023310
50	NA09-X	274407023330
65	NA09-X	274408023330
80	NA15-X	274409023340
100	NA28-X	274410023360
125	NA28-X	274411023360
150	NA38-X	274412023370

SECTORIEL

Flanged RF ANSI 150

2014/68/EU Directive N°0035 - Risk category III / module H - Fire safe ISO 10497 - NACE MR0175 for ANSI valves - Plain PTFE TFM1600 seats - Stem tightness: PTFE - Full bore - Anti-blowout stem - Antistatic device - ISO pad - Locking device - Ball with decompression hole - PS: see tables ⚠️ **Steam up to 12 bar max.**



756 - Carbon steel

A216WCB body - CF8M ball - EN 558 series 3 up to 4", series 12 above - PS: 20 bar - TS: -29°C/+230°C.

NPS	1/2"	3/4"	1"	1 1/2"	2"	2 1/2"	3"	4"	6"	8"
face to face	108	117	127	165	178	190	203	229	394	457
code	756015	756020	756025	756040	756050	756065	756080	756100	756150	756200



757 - Stainless steel

CF8M body & ball - EN 558 series 3 up to 4", series 12 above - PS: 20 bar - TS: -50°C/+230°C.

NPS	1/2"	3/4"	1"	1 1/2"	2"	2 1/2"	3"	4"	6"	8"
face to face	108	117	127	165	178	190	203	229	394	457
code	757015	757020	757025	757040	757050	757065	757080	757100	757150	757200



Spare gearbox for 756-757

NPS	4"	6"	8"
code	9830221	9830266	9830267

Spare stainless steel lever for 756-757

NPS	1/2"-3/4"	1"	1 1/2"-2"	2 1/2"	3"	4"	6"	8"
code	9812090	9812091	9812092	9812093	9812094	9812095	9812096	9812097



PNEUMATIC ACTUATOR

756 - Pneumatic actuated split-body carbon steel flanged ball valve

A216WCB body - CF8M ball - PS: 20 bar - TS: -20°C/+200°C.



NPS	double acting	
	actuator	code
1/2"	ADA20	274322015100
3/4"	ADA20	274323015100
1"	ADA20	274324015100
1 1/2"	ADA40	274326015101
2"	ADA80	274327015102
2 1/2"	ADA130	274328015103
3"	ADA130	274329015103
4"	ADA200	274330015104
6"	ADA500	274332015106




NPS	spring return	
	actuator	code
1/2"	ASR40	274322016101
3/4"	ASR40	274323016101
1"	ASR80	274324016102
1 1/2"	ASR80	274326016102
2"	ASR200	274327016104
2 1/2"	ASR300	274328016105
3"	ASR300	274329016105
4"	ASR500	274330016106
6"	ASR850	274332016107

PNEUMATIC ACTUATOR

757 - Pneumatic actuated stainless steel ball valve

CF8M body & ball - PS: 20 bar - TS: -30°C/+200°C.



NPS	double acting	
	actuator	code
1/2"	ADA20	274422015100
3/4"	ADA20	274423015100
1"	ADA20	274424015100
1 1/2"	ADA40	274426015101
2"	ADA80	274427015102
2 1/2"	ADA130	274428015103
3"	ADA130	274429015103
4"	ADA200	274430015104
6"	ADA500	274432015106



NPS	spring return	
	actuator	code
1/2"	ASR40	274422016101
3/4"	ASR40	274423016101
1"	ASR80	274424016102
1 1/2"	ASR80	274426016102
2"	ASR200	274427016104
2 1/2"	ASR300	274428016105
3"	ASR300	274429016105
4"	ASR500	274430016106
6"	ASR850	274432016107

PNEUMATIC ACTUATOR

756 - Pneumatic actuated carbon steel ball valve

A216WCB body - CF8M ball - PS: 20 bar - TS: -20°C/+200°C.



NPS	double acting	
	actuator	code
1/2"	AP50	274322017006
3/4"	AP50	274323017006
1"	AP50	274324017006
1 1/2"	AP75	274326017008
2"	AP75	274327017008
2 1/2"	AP85	274328017009
3"	AP85	274329017009
4"	AP100	274330017010
6"	AP125	274332017012



NPS	spring return	
	actuator	code
1/2"	APS63	274322017107
3/4"	APS75	274323017108
1"	APS75	274324017108
1 1/2"	APS85	274326017109
2"	APS115	274327017111
2 1/2"	APS115	274328017111
3"	APS115	274329017111
4"	APS145	274330017113
6"	APS180	274332017115

AlphaTR SECTORIEL

PNEUMATIC ACTUATOR

757 - Pneumatic actuated stainless steel ball valve

CF8M body & ball - PS: 20 bar - TS: -30°C/+200°C.



NPS	double acting	
	actuator	code
1/2"	AP50	274422017006
3/4"	AP50	274423017006
1"	AP50	274424017006
1 1/2"	AP75	274426017008
2"	AP75	274427017008
2 1/2"	AP85	274428017009
3"	AP85	274429017009
4"	AP100	274430017010
6"	AP125	274432017012



NPS	spring return	
	actuator	code
1/2"	APS63	274422017107
3/4"	APS75	274423017108
1"	APS75	274424017108
1 1/2"	APS85	274426017109
2"	APS115	274427017111
2 1/2"	APS115	274428017111
3"	APS115	274429017111
4"	APS145	274430017113
6"	APS180	274432017115

AlphaTR SECTORIEL

ELECTRIC ACTUATOR

756 - Electric actuated carbon steel ball valve

A216WCB body - CF8M ball - PS: 20 bar - TS: -20°C/+200°C.



NPS	actuator	code
1/2"	SA05	274322023010
3/4"	SA05	274323023010
1"	SA05	274324023010
1 1/2"	SA05	274326023010
2"	NA09	274327023120
2 1/2"	NA09	274328023120
3"	NA15	274329023130
4"	NA28	274330023150
6"	NA38	274332023160



NPS	actuator	ATEX code
1/2"	SA05-X	274322023310
3/4"	SA05-X	274323023310
1"	SA05-X	274324023310
1 1/2"	SA05-X	274326023310
2"	NA09-X	274327023330
2 1/2"	NA09-X	274328023330
3"	NA15-X	274329023340
4"	NA28-X	274330023360
6"	NA38-X	274332023370

SECTORIEL

ELECTRIC ACTUATOR

757 - Electric actuated stainless steel ball valve

CF8M body & ball - PS: 20 bar - TS: -30°C/+200°C.



NPS	actuator	code
1/2"	SA05	274422023010
3/4"	SA05	274423023010
1"	SA05	274424023010
1 1/2"	SA05	274426023010
2"	NA09	274427023120
2 1/2"	NA09	274428023120
3"	NA15	274429023130
4"	NA28	274430023150
6"	NA38	274432023160



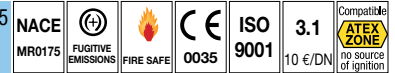
NPS	actuator	ATEX code
1/2"	SA05-X	274422023310
3/4"	SA05-X	274423023310
1"	SA05-X	274424023310
1 1/2"	SA05-X	274426023310
2"	NA09-X	274427023330
2 1/2"	NA09-X	274428023330
3"	NA15-X	274429023340
4"	NA28-X	274430023360
6"	NA38-X	274432023370

SECTORIEL

Flanged RF ANSI 300

OIL & GAS

2014/68/EU Directive N°0035 - Risk category III / module H - Fire safe ISO 10497 - NACE MR0175 for ANSI valves - Plain PTFE TFM1600 seats - Stem tightness: PTFE - Full bore - Anti-blowout stem - Antistatic device - ISO pad - Locking device - Ball with decompression hole - PS: see tables ⚠ **Steam up to 12 bar max.**



768 - Carbon steel

A216WCB body - CF8M ball - EN 558 series 4 - PS: 50 bar - TS: -29°C/+230°C.

NPS	1/2"	3/4"	1"	1 1/2"	2"	3"	4"	6"	8"
face to face	140	152	165	190	216	283	305	403	502
code	768015	768020	768025	768040	768050	768080	768100	768150	768200



769 - Stainless steel

CF8M body & ball - EN 558 series 4 - PS: 50 bar - TS: -50°C/+230°C.

NPS	1/2"	3/4"	1"	1 1/2"	2"	3"	4"	6"	8"
face to face	140	152	165	190	216	283	305	403	502
code	769015	769020	769025	769040	769050	769080	769100	769150	769200

not on stock, on request.



MOUNTING
12 €/pc

Spare gearbox for 768-769

NPS	4"	6"	8"
code	9830221	9830266	9830267

Spare stainless steel lever for 768-769


NPS	1/2"-3/4"	1"	1 1/2"-2"	2 1/2"	3"	4"	6"	8"
code	9812090	9812091	9812092	9812093	9812094	9812095	9812096	9812097



PNEUMATIC ACTUATOR

768 - Pneumatic actuated carbon steel ball valve

CF8M body & ball - PS: 50 bar - TS: -29°C/+200°C.



NPS	double acting	
	actuator	code
1/2"	ADA20	274342015100
3/4"	ADA40	274343015101
1"	ADA40	274344015101
1 1/2"	ADA40	274346015101
2"	ADA130	274347015103
3"	ADA300	274349015105
4"	ADA300	274350015105
6"	ADA850	274352015107



NPS	spring return	
	actuator	code
1/2"	ASR40	274342016101
3/4"	ASR80	274343016102
1"	ASR80	274344016102
1 1/2"	ASR130	274346016103
2"	ASR200	274347016104
3"	ASR500	274349016106
4"	ASR850	274350016107
6"	ASR1200	274352016108


PNEUMATIC ACTUATOR

769 - Pneumatic actuated stainless steel ball valve

CF8M body & ball - PS: 50 bar - TS: -50°C/+250°C.



NPS	double acting	
	actuator	code
1/2"	ADA20	274442015100
3/4"	ADA40	274443015101
1"	ADA40	274444015101
1 1/2"	ADA40	274446015101
2"	ADA130	274447015103
3"	ADA300	274449015105
4"	ADA300	274450015105
6"	ADA850	274452015107




NPS	spring return	
	actuator	code
1/2"	ASR40	274442016101
3/4"	ASR80	274443016102
1"	ASR80	274444016102
1 1/2"	ASR130	274446016103
2"	ASR200	274447016104
3"	ASR500	274449016106
4"	ASR850	274450016107
6"	ASR1200	274452016108


PNEUMATIC ACTUATOR

768 - Pneumatic actuated carbon steel ball valve

A216WCB body - CF8M ball - PS: 50 bar - TS: -29°C/+250°C.



NPS	double acting	
	actuator	code
1/2"	AP50	274342017006
3/4"	AP63	274343017007
1"	AP63	274344017007
1 1/2"	AP75	274346017008
2"	AP75	274347017008
3"	AP115	274349017011
4"	AP115	274350017011
6"	AP145	274352017013



AlphaTR SECTORIEL

NPS	spring return	
	actuator	code
1/2"	APS75	274342017108
3/4"	APS75	274343017108
1"	APS85	274344017109
1 1/2"	APS100	274346017110
2"	APS115	274347017111
3"	APS145	274349017113
4"	APS160	274350017114
6"	APS240	274352017118

PNEUMATIC ACTUATOR

769 - Pneumatic actuated stainless steel ball valve

CF8M body & ball - PS: 50 bar - TS: -50°C/+250°C.



NPS	double acting	
	actuator	code
1/2"	AP50	274442017006
3/4"	AP63	274443017007
1"	AP63	274444017007
1 1/2"	AP75	274446017008
2"	AP75	274447017008
3"	AP115	274449017011
4"	AP115	274450017011
6"	AP145	274452017013



AlphaTR SECTORIEL

NPS	spring return	
	actuator	code
1/2"	APS75	274442017108
3/4"	APS75	274443017108
1"	APS85	274444017109
1 1/2"	APS100	274446017110
2"	APS115	274447017111
3"	APS145	274449017113
4"	APS160	274450017114
6"	APS240	274452017118

ELECTRIC ACTUATOR

768 - Electric actuated carbon steel ball valve

A216WCB body - CF8M ball - PS: 50 bar - TS: -29°C/+250°C.



NPS	actuator	code
1/2"	SA05	274342023010
3/4"	SA05	274343023010
1"	SA05	274344023010
1 1/2"	SA05	274346023010
2"	NA09	274347023120
3"	NA28	274349023150
4"	NA28	274350023150
6"	NA60	274352023180



Zones 1 & 2
10 €/pc

SECTORIEL

NPS	actuator	ATEX code
1/2"	SA05-X	274342023310
3/4"	SA05-X	274343023310
1"	SA05-X	274344023310
1 1/2"	SA05-X	274346023310
2"	NA09-X	274347023330
3"	NA28-X	274349023360
4"	NA28-X	274350023360
6"	NA60-X	274352023390

ELECTRIC ACTUATOR

769 - Electric actuated stainless steel ball valve

CF8M body & ball - PS: 50 bar - TS: -50°C/+250°C.



NPS	actuator	code
1/2"	SA05	274442023010
3/4"	SA05	274443023010
1"	SA05	274444023010
1 1/2"	SA05	274446023010
2"	NA09	274447023120
3"	NA28	274449023150
4"	NA28	274450023150
6"	NA60	274452023180



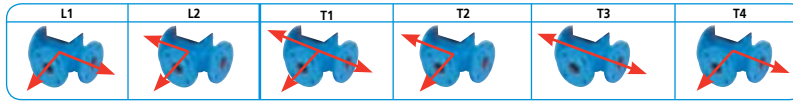
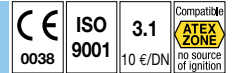
Zones 1 & 2
10 €/pc

SECTORIEL

NPS	actuator	ATEX code
1/2"	SA05-X	274442023310
3/4"	SA05-X	274443023310
1"	SA05-X	274444023310
1 1/2"	SA05-X	274446023310
2"	NA09-X	274447023330
3"	NA28-X	274449023360
4"	NA28-X	274450023360
6"	NA60-X	274452023390

Flanged - 3 way

2014/68/EU Directive N°0038 - Risk category III / module H - Flanged RF PN16 - RTFE seats - 4 seats / 3 way tightness - Stem tightness: PTFE - Full bore - Anti-blowout stem - PS: 16 bar.



783 - Carbon steel - L-port

784 - Carbon steel - T-port

A216WCB body - CF8 ball - TS: -20°C/+150°C.

DN	25	32	40	50	65	80	100	125	150
783 code	783025	783032	783040	783050	783065	783080	783100	783125	783150
784 code	784025	784032	784040	784050	784065	784080	784100	784125	784150



785 - Stainless steel - L-port

786 - Stainless steel - T-port

CF8M body & ball - TS: -30°C/+150°C.

DN	25	32	40	50	65	80	100	125	150
785 code	785025	785032	785040	785050	785065	785080	785100	785125	785150
786 code	786025	786032	786040	786050	786065	786080	786100	786125	786150

PNEUMATIC ACTUATOR



783 L 784 T

code	27567...	27568...
code	27568...	27569...

783 L-port / 784 T-port - Pneumatic actuated 3 way carbon steel ball valve

A216WCB body - CF8M ball - TS: -20°C/+150°C.

DN	double acting	
	actuator	783 L code
25	ADA40	275674015101
32	ADA40	275675015101
40	ADA80	275676015102
50	ADA200	275677015104
65	ADA300	275678015105
80	ADA300	275679015105
100	ADA500	275680015106
125	ADA1200	275681015108
150	ADA1750	275682015109



DN	spring return	
	actuator	783 L code
25	ASR80	275674016102
32	ASR80	275675016102
40	ASR130	275676016103
50	ASR500	275677016106
65	ASR850	275678016107
80	ASR850	275679016107
100	ASR1200	275680016108
125	ASR2100	275681016110
150	ASR2500	275682016111



PNEUMATIC ACTUATOR



785 L 786 T

code	27537...	27538...
code	27538...	27539...

785 L-port / 786 T-port - Pneumatic actuated 3 way stainless steel ball valve

CF8M body & ball - TS: -30°C/+150°C.

DN	double acting	
	actuator	785 L code
25	ADA40	275374015101
32	ADA40	275375015101
40	ADA80	275376015102
50	ADA200	275377015104
65	ADA300	275378015105
80	ADA300	275379015105
100	ADA500	275380015106
125	ADA1200	275381015108
150	ADA1750	275382015109



DN	spring return	
	actuator	785 L code
25	ASR80	275374016102
32	ASR80	275375016102
40	ASR130	275376016103
50	ASR500	275377016106
65	ASR850	275378016107
80	ASR850	275379016107
100	ASR1200	275380016108
125	ASR2100	275381016110
150	ASR2500	275382016111



PNEUMATIC ACTUATOR



783 L-port / 784 T-port - Pneumatic actuated 3 way carbon steel ball valve

A216WCB body - CF8M ball - TS: -20°C/+150°C.

AlphaTR SECTORIEL



DN	double acting	
	actuator	783 L code
25	AP63	275674017007
32	AP75	275675017008
40	AP75	275676017008
50	AP85	275677017009
65	AP100	275678017010
80	AP115	275679017011
100	AP125	275680017012
125	AP145	275681017013
150	AP160	275682017014



DN	spring return	
	actuator	783 L code
25	APS75	275674017108
32	APS85	275675017109
40	APS100	275676017110
50	APS115	275677017111
65	APS125	275678017112
80	APS145	275679017113
100	APS160	275680017114
125	APS180	275681017115
150	APS200	275682017116

	783 L	784 T
code	27567...	27568...
code	27568...	27569...

PNEUMATIC ACTUATOR



785 L-port / 786 T-port - Pneumatic actuated 3 way stainless steel ball valve

CF8M body & ball - PTFE seats - TS: -30°C/+150°C.

AlphaTR SECTORIEL



DN	double acting	
	actuator	785 L code
25	AP63	275374017007
32	AP75	275375017008
40	AP75	275376017008
50	AP85	275377017009
65	AP100	275378017010
80	AP115	275379017011
100	AP125	275380017012
125	AP145	275381017013
150	AP160	275382017014



DN	spring return	
	actuator	785 L code
25	APS75	275374017108
32	APS85	275375017109
40	APS100	275376017110
50	APS115	275377017111
65	APS125	275378017112
80	APS145	275379017113
100	APS160	275380017114
125	APS180	275381017115
150	APS200	275382017116

	785 L	786 T
code	27537...	27538...
code	27538...	27539...

ELECTRIC ACTUATOR



783 L-port / 784 T-port - Electric actuated 3 way carbon steel ball valve

A216WCB body - CF8M ball - Flanged RF PN16 - PS: 16 bar - TS: -20°C/+150°C.

SECTORIEL

DN	actuator		783 L code
	actuator	783 L code	
25	UMA3.5	275674022060	
32	UMA3.5	275675022060	
40	UMC10	275676022240	
50	UVC15	275677022330	
65	UVC15	275678022330	
80	UVD25	275679022350	
100	UVD25	275680022350	



DN	actuator		783 L code
	actuator	783 L code	
25	SA05	275674023010	
32	SA05	275675023010	
40	NA06	275676023110	
50	NA09	275677023120	
65	NA15	275678023130	
80	NA28	275679023150	
100	NA28	275680023150	
125	NA60	275681023180	
150	NA60	275682023180	

	783 L	784 T
code	27567...	27568...
code	27568...	27569...

ELECTRIC ACTUATOR



785 L-port / 786 T-port - Electric actuated 3 way stainless steel ball valve

CF8M body & ball - PS: 16 bar - TS: -30°C/+150°C.

SECTORIEL

DN	actuator		785 L code
	actuator	785 L code	
25	UMA3.5	275374022060	
32	UMA3.5	275375022060	
40	UMC10	275376022240	
50	UVC15	275377022330	
65	UVC15	275378022330	
80	UVD25	275379022350	
100	UVD25	275380022350	



DN	actuator		785 L code
	actuator	785 L code	
25	SA05	275374023010	
32	SA05	275375023010	
40	NA06	275376023110	
50	NA09	275377023120	
65	NA15	275378023130	
80	NA28	275379023150	
100	NA28	275380023150	
125	NA60	275381023180	
150	NA60	275382023180	

	785 L	786 T
code	27537...	27538...
code	27538...	27539...

1 piece body

2014/68/EU Directive N°0035 - Risk category III / module H - PTFE seats - Reduced bore - Locking device - PS: 55 bar - TS: -20°C/+180°C.

CE 0035 ISO 9001 3.1 10 €/DN



101 IIT (V10) - Stainless steel (BSP)
CF8M body - F316 ball.

102 IIT (V10) - Stainless steel (NPT)

Ø	1/4"	3/8"	1/2"	3/4"	1"	1"1/4"	1"1/2"	2"
PS (bar)	55	55	55	55	55	55	55	55
BSP code	101IIT008	101IIT010	101IIT015	101IIT020	101IIT025	101IIT032	101IIT040	101IIT050
NPT code	102IIT008	102IIT010	102IIT015	102IIT020	102IIT025	102IIT032	102IIT040	102IIT050

2 piece body

2014/68/EU Directive N°0035 - Risk category III / module H - RTFE seats - Full bore - Locking device - PS: 69 bar - TS: -20°C/+180°C.

CE 0035 ISO 9001 3.1 10 €/DN



231 A IIT (V20) - Stainless steel (BSP)
CF8M body - F316 ball.

Ø	1/4"	3/8"	1/2"	3/4"	1"	1"1/4"	1"1/2"	2"	2"1/2"	3"	4"
PS (bar)	69	69	69	69	69	69	69	69	69	69	69
code	231AIIT008	231AIIT010	231AIIT015	231AIIT020	231AIIT025	231AIIT032	231AIIT040	231AIIT050	231AIIT065	231AIIT080	231AIIT100

2014/68/EU Directive N°0035 - Risk category III / module H - RTFE seats - Full bore - Antistatic device - Locking device - PS: see table - TS: -20°C/+180°C.

CE 0035 ISO 9001 3.1 10 €/DN Compatible ATEX ZONE no source of ignition



212 A IIT (V20) - Stainless steel (NPT)
CF8M body - F316 ball.

Ø	1/4"	3/8"	1/2"	3/4"	1"	1"1/4"	1"1/2"	2"
PS (bar)	138	138	138	138	138	103	103	103
code	212AIIT008	212AIIT010	212AIIT015	212AIIT020	212AIIT025	212AIIT032	212AIIT040	212AIIT050

3 piece body - ISO pad

2014/68/EU Directive N°0035 - Risk category III / module H - PTFE seats - Full bore - Anti-blowout stem - Antistatic device - ISO pad - Locking device - PS: see table - TS: -20°C/+180°C.

CE 0035 ISO 9001 3.1 10 €/DN Compatible ATEX ZONE no source of ignition



351 BA IIT (V55A) - Stainless steel (BSP)
CF8M body - F316 ball.

352 BA IIT (V55A) - Stainless steel (BSP)

Ø	1/4"	3/8"	1/2"	3/4"	1"	1"1/4"	1"1/2"	2"	2"1/2"	3"	4"
PS (bar)	69	69	69	69	69	69	69	69	55	55	55
BSP code	351BAIIT008	351BAIIT010	351BAIIT015	351BAIIT020	351BAIIT025	351BAIIT032	351BAIIT040	351BAIIT050	351BAIIT065	351BAIIT080	351BAIIT100
BW code	352BAIIT008	352BAIIT010	352BAIIT015	352BAIIT020	352BAIIT025	352BAIIT032	352BAIIT040	352BAIIT050	352BAIIT065	352BAIIT080	352BAIIT100

371 BA IIR - Pneumatic actuated stainless steel ball valve

CF8M body - F316 ball - PS: 69 bar up to 2", 55 bar above - TS: -20°C/+180°C.



Ø	double acting	
	actuator	code
1/4"	ADA20	371BAIIRAD008
3/8"	ADA20	371BAIIRAD010
1/2"	ADA20	371BAIIRAD015
3/4"	ADA20	371BAIIRAD020
1"	ADA20	371BAIIRAD025
1"1/4"	ADA20	371BAIIRAD032
1"1/2"	ADA20	371BAIIRAD040
2"	ADA40	371BAIIRAD050
2"1/2"	ADA80	371BAIIRAD065
3"	ADA80	371BAIIRAD080
4"	ADA130	371BAIIRAD100



Ø	spring return	
	actuator	code
1/4"	ASR20	371BAIIRAS008
3/8"	ASR20	371BAIIRAS010
1/2"	ASR20	371BAIIRAS015
3/4"	ASR20	371BAIIRAS020
1"	ASR40	371BAIIRAS025
1"1/2"	ASR80	371BAIIRAS032
1"1/4"	ASR80	371BAIIRAS040
2"	ASR130	371BAIIRAS050
2"1/2"	ASR300	371BAIIRAS065
3"	ASR300	371BAIIRAS080
4"	ASR300	371BAIIRAS100

372 BA IIR - Pneumatic actuated stainless steel ball valve

CF8M body - F316 ball - PS: 69 bar up to 2", 55 bar above - TS: -20°C/+180°C.



Ø	double acting	
	actuator	code
1/4"	ADA20	372BAIIRAD008
3/8"	ADA20	372BAIIRAD010
1/2"	ADA20	372BAIIRAD015
3/4"	ADA20	372BAIIRAD020
1"	ADA20	372BAIIRAD025
1"1/4"	ADA20	372BAIIRAD032
1"1/2"	ADA20	372BAIIRAD040
2"	ADA40	372BAIIRAD050
2"1/2"	ADA80	372BAIIRAD065
3"	ADA80	372BAIIRAD080
4"	ADA130	372BAIIRAD100



Ø	spring return	
	actuator	code
1/4"	ASR20	372BAIIRAS008
3/8"	ASR20	372BAIIRAS010
1/2"	ASR20	372BAIIRAS015
3/4"	ASR20	372BAIIRAS020
1"	ASR40	372BAIIRAS025
1"1/2"	ASR80	372BAIIRAS032
1"1/4"	ASR80	372BAIIRAS040
2"	ASR130	372BAIIRAS050
2"1/2"	ASR300	372BAIIRAS065
3"	ASR300	372BAIIRAS080
4"	ASR300	372BAIIRAS100

371 BA IIR - Pneumatic actuated stainless steel ball valve

CF8M body - F316 ball - PS: 69 bar up to 2", 55 bar above - TS: -20°C/+180°C.



Ø	double acting	
	actuator	code
1/4"	PD25	371BAIIRPD008
3/8"	PD25	371BAIIRPD010
1/2"	PD25	371BAIIRPD015
3/4"	PD25	371BAIIRPD020
1"	PD25	371BAIIRPD025
1"1/4"	PD25	371BAIIRPD032
1"1/2"	PD40	371BAIIRPD040
2"	PD40	371BAIIRPD050
2"1/2"	PD65	371BAIIRPD065
3"	PD100	371BAIIRPD080
4"	PD200	371BAIIRPD100



Ø	spring return	
	actuator	code
1/4"	PE25	371BAIIRPE008
3/8"	PE25	371BAIIRPE010
1/2"	PE25	371BAIIRPE015
3/4"	PE25	371BAIIRPE020
1"	PE40	371BAIIRPE025
1"1/2"	PE40	371BAIIRPE032
1"1/4"	PE65	371BAIIRPE040
2"	PE100	371BAIIRPE050
2"1/2"	PE200	371BAIIRPE065
3"	PE200	371BAIIRPE080
4"	PE350	371BAIIRPE100

372 BA IIR - Pneumatic actuated stainless steel ball valve

CF8M body - F316 ball - PS: 69 bar up to 2", 55 bar above - TS: -20°C/+180°C.



Ø	double acting	
	actuator	code
1/4"	PD25	372BAIIRPD008
3/8"	PD25	372BAIIRPD010
1/2"	PD25	372BAIIRPD015
3/4"	PD25	372BAIIRPD020
1"	PD25	372BAIIRPD025
1"1/4"	PD25	372BAIIRPD032
1"1/2"	PD40	372BAIIRPD040
2"	PD40	372BAIIRPD050
2"1/2"	PD65	372BAIIRPD065
3"	PD100	372BAIIRPD080
4"	PD200	372BAIIRPD100



Ø	spring return	
	actuator	code
1/4"	PE25	372BAIIRPE008
3/8"	PE25	372BAIIRPE010
1/2"	PE25	372BAIIRPE015
3/4"	PE25	372BAIIRPE020
1"	PE40	372BAIIRPE025
1"1/2"	PE40	372BAIIRPE032
1"1/4"	PE65	372BAIIRPE040
2"	PE100	372BAIIRPE050
2"1/2"	PE200	372BAIIRPE065
3"	PE200	372BAIIRPE080
4"	PE350	372BAIIRPE100

2014/68/EU Directive N°0035 - Risk category III / module H - RTFE seats - V-ring chevron packing - Full bore - Anti-blowout stem - Antistatic device - ISO pad - Locking device - PS: see table - TS: -20°C/+180°C.

TA LUFT	CE 0035	ISO 9001	3.1 10 €/DN
------------	------------	-------------	----------------



391 BA IIT (V88) - Stainless steel (BSP)
CF8M body - F316 ball.

392 BA IIT (V88) - Stainless steel (BW)

Ø	1/4"	3/8"	1/2"	3/4"	1"	1 1/4"	1 1/2"	2"	2 1/2"	3"	4"
PS (bar)	138	138	138	138	138	103	103	103	69	69	69
BSP code	391BAIT008	391BAIT010	391BAIT015	391BAIT020	391BAIT025	391BAIT032	391BAIT040	391BAIT050	391BAIT065	391BAIT080	391BAIT100
BW code	392BAIT008	392BAIT010	392BAIT015	392BAIT020	392BAIT025	392BAIT032	392BAIT040	392BAIT050	392BAIT065	392BAIT080	392BAIT100

3 piece body - ISO pad - Fire safe

2014/68/EU Directive N°0035 - Risk category III / module H - Fire safe API607 - RTFE seats - V-ring chevron packing - Full bore - Anti-blowout stem - Antistatic device - ISO pad - Locking device - PS: see table - TS: -20°C/+180°C.

TA LUFT	FIRE SAFE API 607	CE 0035	ISO 9001	3.1 10 €/DN	Compatible ATEX ZONE no source of ignition
------------	----------------------	------------	-------------	----------------	---



391 BA IIT/FS (V88) - Stainless steel (BSP)
CF8M body - F316 ball.

Ø	1/4"	3/8"	1/2"	3/4"	1"	1 1/4"	1 1/2"	2"	2 1/2"	3"	4"
PS (bar)	138	138	138	138	138	103	103	103	69	69	69
code	391BAITFS008	391BAITFS010	391BAITFS015	391BAITFS020	391BAITFS025	391BAITFS032	391BAITFS040	391BAITFS050	391BAITFS065	391BAITFS080	391BAITFS100

391 BA IIT/FS - Pneumatic actuated stainless steel ball valve

CF8M body - F316 ball - PS: 138 bar - TS: -20°C/+180°C.



PNEUMATIC ACTUATOR



Ø	double acting	
	actuator	code
1/4"	ADA10	391BAITAD008
3/8"	ADA10	391BAITAD010
1/2"	ADA10	391BAITAD015
3/4"	ADA10	391BAITAD020
1"	ADA10	391BAITAD025
1 1/4"	ADA40	391BAITAD032
1 1/2"	ADA80	391BAITAD040
2"	ADA80	391BAITAD050
2 1/2"	ADA80	391BAITAD065
3"	ADA200	391BAITAD080
4"	ADA200	391BAITAD100



Ø	spring return	
	actuator	code
1/4"	ASR20	391BAITAS008
3/8"	ASR20	391BAITAS010
1/2"	ASR20	391BAITAS015
3/4"	ASR20	391BAITAS020
1"	ASR40	391BAITAS025
1 1/2"	ASR40	391BAITAS032
1 1/4"	ASR80	391BAITAS040
2"	ASR80	391BAITAS050
2 1/2"	ASR200	391BAITAS065
3"	ASR300	391BAITAS080
4"	ASR300	391BAITAS100

391 BA IIT/FS - Pneumatic actuated stainless steel ball valve

CF8M body - F316 ball - PS: 138 bar - TS: -20°C/+180°C.



PNEUMATIC ACTUATOR



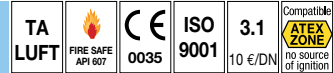
Ø	double acting	
	actuator	code
1/4"	PD25	391BAITPD008
3/8"	PD25	391BAITPD010
1/2"	PD25	391BAITPD015
3/4"	PD25	391BAITPD020
1"	PD25	391BAITPD025
1 1/4"	PD40	391BAITPD032
1 1/2"	PD40	391BAITPD040
2"	PD65	391BAITPD050
2 1/2"	PD100	391BAITPD065
3"	PD100	391BAITPD080
4"	PD200	391BAITPD100





Ø	spring return	
	actuator	code
1/4"	PE25	391BAITPE008
3/8"	PE25	391BAITPE010
1/2"	PE25	391BAITPE015
3/4"	PE25	391BAITPE020
1"	PE40	391BAITPE025
1 1/2"	PE40	391BAITPE032
1 1/4"	PE65	391BAITPE040
2"	PE100	391BAITPE050
2 1/2"	PE200	391BAITPE065
3"	PE200	391BAITPE080
4"	PE350	391BAITPE100

3 piece body - ISO pad - Fire safe - Reduced bore


2014/68/EU Directive N°0035 - Risk category III / module H - Fire safe API607 - RTFE seats - Chevron packing - Reduced bore - Anti-blowout stem - ISO pad - Locking device - PS: see tables - TS: -20°C/+180°C.





363 BA AIT/FS (V83R) - Carbon steel 
A216WCB body - F316 ball.

364 BA AIT/FS (V83R) - Carbon steel 

Ø	1/2"	3/4"	1"	1 1/4"	1 1/2"	2"	2 1/2"
PS (bar)	138	138	138	103	103	103	103
SW code	363BAAITFS015	363BAAITFS020	363BAAITFS025	363BAAITFS032	363BAAITFS040	363BAAITFS050	363BAAITFS065
NPT code	364BAAITFS015	364BAAITFS020	364BAAITFS025	364BAAITFS032	364BAAITFS040	364BAAITFS050	364BAAITFS065




363 BA IIT/FS (V83R) - Stainless steel 
CF8M body - F316 ball.



364 BA IIT/FS (V83R) - Stainless steel 



Ø	1/2"	3/4"	1"	1 1/4"	1 1/2"	2"	2 1/2"
PS (bar)	138	138	138	103	103	103	103
SW code	363BAIITFS015	363BAIITFS020	363BAIITFS025	363BAIITFS032	363BAIITFS040	363BAIITFS050	363BAIITFS065
NPT code	364BAIITFS015	364BAIITFS020	364BAIITFS025	364BAIITFS032	364BAIITFS040	364BAIITFS050	364BAIITFS065

3 piece body - ISO pad - Fire safe - Full bore

2014/68/EU Directive N°0035 - Risk category III / module H - Fire safe API 607 - RTFE seats - Chevron packing - Full bore - Anti-blowout stem - ISO pad - Locking device - PS: see tables - TS: -20°C/+180°C.







361 BA AIT/I/FS (V83) - Carbon steel 
363 BA AIT/I/FS (V83) - Carbon steel 
A216WCB body - F316 ball.

362 BA AIT/I/FS (V83) - Carbon steel 
364 BA AIT/I/FS (V83) - Carbon steel 

Ø	1/4"	3/8"	1/2"	3/4"	1"	1 1/4"	1 1/2"	2"
PS (bar)	138	138	138	138	138	103	103	103
BSP code	361BAAITIFS008	361BAAITIFS010	361BAAITIFS015	361BAAITIFS020	361BAAITIFS025	361BAAITIFS032	361BAAITIFS040	361BAAITIFS050
BW code	362BAAITIFS008	362BAAITIFS010	362BAAITIFS015	362BAAITIFS020	362BAAITIFS025	362BAAITIFS032	362BAAITIFS040	362BAAITIFS050
SW code	363BAAITIFS008	363BAAITIFS010	363BAAITIFS015	363BAAITIFS020	363BAAITIFS025	363BAAITIFS032	363BAAITIFS040	363BAAITIFS050
NPT code	364BAAITIFS008	364BAAITIFS010	364BAAITIFS015	364BAAITIFS020	364BAAITIFS025	364BAAITIFS032	364BAAITIFS040	364BAAITIFS050

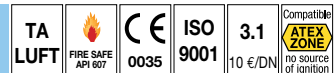



361 BA IIT/I/FS (V83) - Stainless steel 
363 BA IIT/I/FS (V83) - Stainless steel 
CF8M body - F316 ball.

362 BA IIT/I/FS (V83) - Stainless steel 
364 BA IIT/I/FS (V83) - Stainless steel 

Ø	1/4"	3/8"	1/2"	3/4"	1"	1 1/4"	1 1/2"	2"
PS (bar)	138	138	138	138	138	103	103	103
BSP code	361BAIITIFS008	361BAIITIFS010	361BAIITIFS015	361BAIITIFS020	361BAIITIFS025	361BAIITIFS032	361BAIITIFS040	361BAIITIFS050
BW code	362BAIITIFS008	362BAIITIFS010	362BAIITIFS015	362BAIITIFS020	362BAIITIFS025	362BAIITIFS032	362BAIITIFS040	362BAIITIFS050
SW code	363BAIITIFS008	363BAIITIFS010	363BAIITIFS015	363BAIITIFS020	363BAIITIFS025	363BAIITIFS032	363BAIITIFS040	363BAIITIFS050
NPT code	364BAIITIFS008	364BAIITIFS010	364BAIITIFS015	364BAIITIFS020	364BAIITIFS025	364BAIITIFS032	364BAIITIFS040	364BAIITIFS050

2014/68/EU Directive N°0035 - Risk category III / module H - PTFE + carbon graphite seats - Chevron packing - Full bore - Anti-blowout stem - ISO pad - Locking device - PS: see table - TS: -20°C/+180°C.



361 BA AIC/I/FS (V83) - Carbon steel 
A216WCB body - F316 ball.

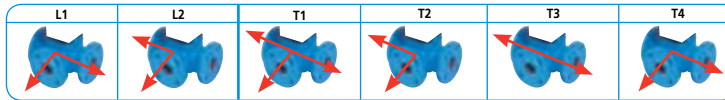
Ø	3/8"	1/2"	3/4"	1"	1 1/4"	1 1/2"	2"
PS (bar)	138	138	138	138	103	103	103
361 code	361BAAICIFS010	361BAAICIFS015	361BAAICIFS020	361BAAICIFS025	361BAAICIFS032	361BAAICIFS040	361BAAICIFS050

3 way

Threaded

2014/68/EU Directive N°0035 - Risk category III / module H - RTFE seats - Anti-blowout stem - Antistatic device - Reduced bore (except 1/4" & 3/8": full bore) - ISO pad - Locking device - PS: see table - TS: -20°C/+180°C.

CE 0035	ISO 9001	3.1 10 €/DN	Compatible ATEX ZONE no source of ignition
---------	----------	-------------	--




T-port: mention 2 consecutive positions (example: T3/T4) - Clockwise closing - **Anti-clockwise closing option: 50 €.**



1370 L (V39R) - Stainless steel - L-port (BSP)
CF8M body - F316 ball.

1370 T (V39R) - Stainless steel - T-port (BSP)

Ø	1/4"	3/8"	1/2"	3/4"	1"	1"1/4"	1"1/2"	2"
PS (bar)	69	69	69	69	69	69	69	55
L code	1370LI008	1370LI010	1370LO15	1370LO20	1370LO25	1370LO32	1370LO40	1370LO50
T code	1370TI008	1370TI010	1370TO15	1370TO20	1370TO25	1370TO32	1370TO40	1370TO50



1370 L-port / 1370 T-port - Pneumatic actuated 3 way stainless steel ball valve (BSP)
CF8M body - F316 ball - RTFE seats - Antistatic device - Reduced bore - PS: 69 bar - TS: -20°C/+180°C.



Ø	double acting	
	actuator	code
1/2"	ADA20	1370LAD015
3/4"	ADA20	1370LAD020
1"	ADA40	1370LAD025
1"1/4"	ADA40	1370LAD032
1"1/2"	ADA80	1370LAD040
2"	ADA130	1370LAD050



Ø	spring return	
	actuator	code
1/2"	ASR40	1370LAS015
3/4"	ASR40	1370LAS020
1"	ASR80	1370LAS025
1"1/4"	ASR130	1370LAS032
1"1/2"	ASR200	1370LAS040
2"	ASR300	1370LAS050



1370 L-port / 1370 T-port - Pneumatic actuated 3 way stainless steel ball valve (BSP)
CF8M body - F316 ball - RTFE seats - Antistatic device - Reduced bore - PS: 69 bar - TS: -20°C/+180°C.



Ø	double acting	
	actuator	code
1/2"	PD25	1370LPD015
3/4"	PD25	1370LPD020
1"	PD25	1370LPD025
1"1/4"	PD40	1370LPD032
1"1/2"	PD65	1370LPD040
2"	PD65	1370LPD050



Ø	spring return	
	actuator	code
1/2"	PE25	1370LPE015
3/4"	PE40	1370LPE020
1"	PE65	1370LPE025
1"1/4"	PE100	1370LPE032
1"1/2"	PE200	1370LPE040
2"	PE200	1370LPE050

Flanged RF PN16/40

2014/68/EU Directive N°0035 - Risk category III / module H - Flanged RF P16/40 up to DN50, PN16 above - RTFE seats - Anti-blowout stem - Antistatic device - Full bore - ISO pad - Locking device - PS: see table - TS: -20°C/+180°C.

CE 0035	ISO 9001	3.1 10 €/DN	Compatible ATEX ZONE no source of ignition
---------	----------	-------------	--



V33H-6-IIR/L (V33) - Stainless steel - L-port
CF8M body - F316 ball.

V33H-6-IIR/T (V33) - Stainless steel - T-port

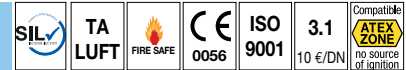
DN	15	20	25	32	40	50	65	80	100
PS (bar)	40	40	40	40	40	40	16	16	16
L code	V33H6IIRL015	V33H6IIRL020	V33H6IIRL025	V33H6IIRL032	V33H6IIRL040	V33H6IIRL050	V33H6IIRL065	V33H6IIRL080	V33H6IIRL100
T code	V33H6IIRT015	V33H6IIRT020	V33H6IIRT025	V33H6IIRT032	V33H6IIRT040	V33H6IIRT050	V33H6IIRT065	V33H6IIRT080	V33H6IIRT100

Split body - Fire safe - High temperature

■ Flanged RF PN40/16 - EN 558 series 1



2014/68/EU Directive N°0056 - Risk category III / module H1 - Fire safe ISO 10497, API 607 & BS 6755 - SIL 3 - Flanged RF PN40/16 up to DN50, RF PN16 above - EN 558 series 1 (DIN 3202 F1) - Impact test on request - Full bore - Anti-blowout stem - Antistatic device - ISO pad - Lever operated up to DN150, supplied bare shaft above - PS: see tables.



340/316 AIGF - Carbon steel


A216WCB body - CF8M ball - PTFE + 25% glass fiber seats - TS: -20°C/+230°C.

DN	15	20	25	32	40	50	65	80	100	125	150	200
face to face	130	150	160	180	200	230	290	310	350	400	480	600
PS (bar)	40	40	40	40	40	40	16	16	16	16	16	16
code	340AIGF015	340AIGF020	340AIGF025	340AIGF032	340AIGF040	340AIGF050	316AIGF065	316AIGF080	316AIGF100	316AIGF125	316AIGF150	316AIGF200

■ not on stock, on request.

340/316 AIGF - Pneumatic actuated carbon steel ball valve

A216WCB body - CF8M ball - PTFE + 25% glass fiber seats - TS: -20°C/+230°C.



DN	double acting	
	actuator	code
15	ADA20	340AIGF015015100
20	ADA20	340AIGF020015100
25	ADA40	340AIGF025015101
32	ADA40	340AIGF032015101
40	ADA40	340AIGF040015101
50	ADA80	340AIGF050015102
65	ADA130	316AIGF065015103
80	ADA200	316AIGF080015104
100	ADA200	316AIGF100015104
125	ADA300	316AIGF125015105
150	ADA500	316AIGF150015106

■ not on stock, on request.



DN	spring return	
	actuator	code
15	ASR40	340AIGF015016101
20	ASR80	340AIGF020016102
25	ASR80	340AIGF025016102
32	ASR80	340AIGF032016102
40	ASR130	340AIGF040016103
50	ASR200	340AIGF050016104
65	ASR300	316AIGF065016105
80	ASR500	316AIGF080016106
100	ASR500	316AIGF100016106
125	ASR850	316AIGF125016107
150	ASR1200	316AIGF150016108

■ not on stock, on request.

340/316 AIGF - Electric actuated carbon steel ball valve

A216WCB body - CF8M ball - PTFE + 25% glass fiber seats - TS: -20°C/+230°C.



DN	actuator	code
15	SA03	340AIGF015023000
20	SA03	340AIGF020023000
25	SA03	340AIGF025023000
32	SA05	340AIGF032023010
40	SA05	340AIGF040023010
50	NA09	340AIGF050023120
65	NA09	316AIGF065023120
80	NA15	316AIGF080023130
100	NA28	316AIGF100023150
125	NA28	316AIGF125023150
150	NA38	316AIGF150023160
200	NA150	316AIGF200023210

■ not on stock, on request.



DN	actuator	ATEX code
15	SA05-X	340AIGF015023310
20	SA05-X	340AIGF020023310
25	SA05-X	340AIGF025023310
32	SA05-X	340AIGF032023310
40	SA05-X	340AIGF040023310
50	NA09-X	340AIGF050023330
65	NA09-X	316AIGF065023330
80	NA15-X	316AIGF080023340
100	NA28-X	316AIGF100023360
125	NA28-X	316AIGF125023360
150	NA38-X	316AIGF150023370

■ not on stock, on request.

340/316 AICG - Carbon steel

A216WCB body - CF8M ball - PTFE + 20% graphite seats - TS: -20°C/+260°C.



DN	15	20	25	32	40	50	65	80	100	125	150	200
face to face	130	150	160	180	200	230	290	310	350	400	480	600
PS (bar)	40	40	40	40	40	40	16	16	16	16	16	16
code	340AICG015	340AICG020	340AICG025	340AICG032	340AICG040	340AICG050	316AICG065	316AICG080	316AICG100	316AICG125	316AICG150	316AICG200

■ not on stock, on request.

PNEUMATIC ACTUATOR

340/316 AICG - Pneumatic actuated carbon steel ball valve

A216WCB body - CF8M ball - PTFE + 20% graphite seats - TS: -20°C/+260°C.



DN	double acting	
	actuator	code
15	ADA20	340AICG015015100
20	ADA20	340AICG020015100
25	ADA40	340AICG025015101
32	ADA40	340AICG032015101
40	ADA40	340AICG040015101
50	ADA80	340AICG050015102
65	ADA130	316AICG065015103
80	ADA200	316AICG080015104
100	ADA200	316AICG100015104
125	ADA300	316AICG125015105
150	ADA500	316AICG150015106



DN	spring return	
	actuator	code
15	ASR40	340AICG015016101
20	ASR80	340AICG020016102
25	ASR80	340AICG025016102
32	ASR80	340AICG032016102
40	ASR130	340AICG040016103
50	ASR200	340AICG050016104
65	ASR300	316AICG065016105
80	ASR500	316AICG080016106
100	ASR500	316AICG100016106
125	ASR850	316AICG125016107
150	ASR1200	316AICG150016108

■ not on stock, on request.

■ not on stock, on request.

ELECTRIC ACTUATOR

340/316 AICG - Electric actuated carbon steel ball valve

A216WCB body - CF8M ball - PTFE + 20% graphite seats - TS: -20°C/+260°C.



DN	actuator	code
15	SA03	340AICG015023000
20	SA03	340AICG020023000
25	SA03	340AICG025023000
32	SA05	340AICG032023010
40	SA05	340AICG040023010
50	NA09	340AICG050023120
65	NA09	316AICG065023120
80	NA15	316AICG080023130
100	NA28	316AICG100023150
125	NA28	316AICG125023150
150	NA38	316AICG150023160
200	NA150	316AICG200023210



DN	actuator	ATEX code
15	SA05-X	340AICG015023310
20	SA05-X	340AICG020023310
25	SA05-X	340AICG025023310
32	SA05-X	340AICG032023310
40	SA05-X	340AICG040023310
50	NA09-X	340AICG050023330
65	NA09-X	316AICG065023330
80	NA15-X	316AICG080023340
100	NA28-X	316AICG100023360
125	NA28-X	316AICG125023360
150	NA38-X	316AICG150023370

■ not on stock, on request.

■ not on stock, on request.

340/316 IIT - Stainless steel

CF8M body & ball - PTFE seats - TS: -50°C/+230°C.




DN	15	20	25	32	40	50	65	80	100	125	150	200
face to face	130	150	160	180	200	230	290	310	350	400	480	600
PS (bar)	40	40	40	40	40	40	16	16	16	16	16	16
code	340IIT015	340IIT020	340IIT025	340IIT032	340IIT040	340IIT050	316IIT065	316IIT080	316IIT100	316IIT125	316IIT150	316IIT200

PNEUMATIC ACTUATOR

340/316 IIT - Pneumatic actuated stainless steel ball valve

CF8M body & ball - PTFE seats - TS: -50°C/+230°C.



DN	double acting	
	actuator	code
15	ADA20	340IIT015015100
20	ADA20	340IIT020015100
25	ADA40	340IIT025015101
32	ADA40	340IIT032015101
40	ADA40	340IIT040015101
50	ADA80	340IIT050015102
65	ADA130	316IIT065015103
80	ADA200	316IIT080015104
100	ADA200	316IIT100015104
125	ADA300	316IIT125015105
150	ADA500	316IIT150015106



DN	spring return	
	actuator	code
15	ASR40	340IIT015016101
20	ASR80	340IIT020016102
25	ASR80	340IIT025016102
32	ASR80	340IIT032016102
40	ASR130	340IIT040016103
50	ASR200	340IIT050016104
65	ASR300	316IIT065016105
80	ASR500	316IIT080016106
100	ASR500	316IIT100016106
125	ASR850	316IIT125016107
150	ASR1200	316IIT150016108

ELECTRIC ACTUATOR

340/316 IIT - Electric actuated stainless steel ball valve

CF8M body & ball - PTFE seats - TS: -50°C/+230°C.

SECTORIEL



DN	actuator	code
15	SA03	340IIT015023000
20	SA03	340IIT020023000
25	SA03	340IIT025023000
32	SA05	340IIT032023010
40	SA05	340IIT040023010
50	NA09	340IIT050023120
65	NA09	316IIT065023120
80	NA15	316IIT080023130
100	NA28	316IIT100023150
125	NA28	316IIT125023150
150	NA38	316IIT150023160
200	NA150	316IIT200023210

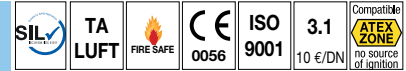


DN	actuator	ATEX code
15	SA05-X	340IIT015023310
20	SA05-X	340IIT020023310
25	SA05-X	340IIT025023310
32	SA05-X	340IIT032023310
40	SA05-X	340IIT040023310
50	NA09-X	340IIT050023330
65	NA09-X	316IIT065023330
80	NA15-X	316IIT080023340
100	NA28-X	316IIT100023360
125	NA28-X	316IIT125023360
150	NA38-X	316IIT150023370

Flanged RF PN40/16 - EN 558 series 27



2014/68/EU Directive N°0056 - Risk category III / module H1 - Fire safe ISO 10497, API 607 & BS 6755 - SIL 3 - Flanged RF PN40/16 up to DN50, RF PN16 above - EN 558 series 27 (DIN 3202 F4/F5) - Full bore - Anti-blowout stem - Antistatic device - ISO pad - Lever operated up to DN150, supplied bare shaft above - PS: see tables.



540/516 AIT - Carbon steel

A216WCB body - CF8M ball - PTFE seats - TS: -20°C/+230°C.

DN	15	20	25	32	40	50	65	80	100	125	150	200	250	300
face to face	115	120	125	130	140	150	170	180	190	325	350	400	450	500
PS (bar)	40	40	40	40	40	40	16	16	16	16	16	16	16	16
code	540AIT015	540AIT020	540AIT025	540AIT032	540AIT040	540AIT050	516AIT065	516AIT080	516AIT100	516AIT125	516AIT150	516AIT200	516AIT250	516AIT300

not on stock, on request.

540/516 IIT - Stainless steel

CF8M body & ball - PTFE seats - TS: -50°C/+230°C.



DN	15	20	25	32	40	50	65	80	100	125	150	200	250	300
face to face	115	120	125	130	140	150	170	180	190	325	350	400	450	500
PS (bar)	40	40	40	40	40	40	16	16	16	16	16	16	16	16
code	540IIT015	540IIT020	540IIT025	540IIT032	540IIT040	540IIT050	516IIT065	516IIT080	516IIT100	516IIT125	516IIT150	516IIT200	516IIT250	516IIT300

not on stock, on request.

540/516 AIT - Pneumatic actuated carbon steel ball valve

A216WCB body - CF8M ball - PTFE seats - TS: -20°C/+230°C.



PNEUMATIC ACTUATOR



DN	double acting	
	actuator	code
15	ADA20	540AIT015015100
20	ADA20	540AIT020015100
25	ADA40	540AIT025015101
32	ADA40	540AIT032015101
40	ADA40	540AIT040015101
50	ADA80	540AIT050015102
65	ADA130	516AIT065015103
80	ADA130	516AIT080015103
100	ADA200	516AIT100015104
125	ADA300	516AIT125015105
150	ADA500	516AIT150015106



DN	spring return	
	actuator	code
15	ASR40	540AIT015016101
20	ASR40	540AIT020016101
25	ASR80	540AIT025016102
32	ASR80	540AIT032016102
40	ASR130	540AIT040016103
50	ASR200	540AIT050016104
65	ASR300	516AIT065016105
80	ASR300	516AIT080016105
100	ASR500	516AIT100016106
125	ASR850	516AIT125016107
150	ASR1200	516AIT150016108

PNEUMATIC ACTUATOR

540/516 IIT - Pneumatic actuated stainless steel ball valve

CF8M body & ball - PTFE seats - TS: -50°C/+230°C.



SECTORIEL

SIL 3
on request
10 €/pc



DN	double acting	
	actuator	code
15	ADA20	540IIT015015100
20	ADA20	540IIT020015100
25	ADA40	540IIT025015101
32	ADA40	540IIT032015101
40	ADA40	540IIT040015101
50	ADA80	540IIT050015102
65	ADA130	516IIT065015103
80	ADA130	516IIT080015103
100	ADA200	516IIT100015104
125	ADA300	516IIT125015105
150	ADA500	516IIT150015106



DN	spring return	
	actuator	code
15	ASR40	540IIT015016101
20	ASR40	540IIT020016101
25	ASR80	540IIT025016102
32	ASR80	540IIT032016102
40	ASR130	540IIT040016103
50	ASR200	540IIT050016104
65	ASR300	516IIT065016105
80	ASR500	516IIT080016106
100	ASR500	516IIT100016106
125	ASR850	516IIT125016107
150	ASR1200	516IIT150016108

ELECTRIC ACTUATOR

540/516 AIT - Electric actuated carbon steel ball valve

A216WCB body - CF8M ball - PTFE seats - TS: -20°C/+230°C.

SECTORIEL



DN	actuator	code
15	SA03	540AIT015023000
20	SA03	540AIT020023000
25	SA03	540AIT025023000
32	SA05	540AIT032023010
40	SA05	540AIT040023010
50	NA09	540AIT050023120
65	NA09	516AIT065023120
80	NA15	516AIT080023130
100	NA28	516AIT100023150
125	NA28	516AIT125023150
150	NA38	516AIT150023160
200	NA150	516AIT200023210



DN	actuator	code
15	SA05-X	540AIT015023310
20	SA05-X	540AIT020023310
25	SA05-X	540AIT025023310
32	SA05-X	540AIT032023310
40	SA05-X	540AIT040023310
50	NA09-X	540AIT050023330
65	NA09-X	516AIT065023330
80	NA15-X	516AIT080023340
100	NA28-X	516AIT100023360
125	NA28-X	516AIT125023360
150	NA38-X	516AIT150023370

ELECTRIC ACTUATOR

540/516 IIT - Electric actuated stainless steel ball valve

CF8M body & ball - PTFE seats - TS: -50°C/+230°C.

SECTORIEL



DN	actuator	code
15	SA03	540IIT015023000
20	SA03	540IIT020023000
25	SA03	540IIT025023000
32	SA05	540IIT032023010
40	SA05	540IIT040023010
50	NA09	540IIT050023120
65	NA09	516IIT065023120
80	NA15	516IIT080023130
100	NA28	516IIT100023150
125	NA28	516IIT125023150
150	NA38	516IIT150023160
200	NA150	516IIT200023210



DN	actuator	code
15	SA05-X	540IIT015023310
20	SA05-X	540IIT020023310
25	SA05-X	540IIT025023310
32	SA05-X	540IIT032023310
40	SA05-X	540IIT040023310
50	NA09-X	540IIT050023330
65	NA09-X	516IIT065023330
80	NA15-X	516IIT080023340
100	NA28-X	516IIT100023360
125	NA28-X	516IIT125023360
150	NA38-X	516IIT150023370

540/516 AIGF - Carbon steel

A216WCB body - CF8M ball - PTFE + 25% glass fiber seats - TS: -20°C/+230°C.



DN	15	20	25	32	40	50	65	80	100	125	150	200	250	300
face to face	115	120	125	130	140	150	170	180	190	325	350	400	450	500
PS (bar)	40	40	40	40	40	40	16	16	16	16	16	16	16	16
code	540AIGF015	540AIGF020	540AIGF025	540AIGF032	540AIGF040	540AIGF050	516AIGF065	516AIGF080	516AIGF100	516AIGF125	516AIGF150	516AIGF200	516AIGF250	516AIGF300

540/516 IIGF - Stainless steel

CF8M body & ball - PTFE + 25% glass fiber seats - TS: -50°C/+230°C.



DN	15	20	25	32	40	50	65	80	100	125	150	200	250	300
face to face	115	120	125	130	140	150	170	180	190	325	350	400	450	500
PS (bar)	40	40	40	40	40	40	16	16	16	16	16	16	16	16
code	540IIGF015	540IIGF020	540IIGF025	540IIGF032	540IIGF040	540IIGF050	516IIGF065	516IIGF080	516IIGF100	516IIGF125	516IIGF150	516IIGF200	516IIGF250	516IIGF300

not on stock, on request.

PNEUMATIC ACTUATOR

540/516 AIGF - Pneumatic actuated carbon steel ball valve

A216WCB body - CF8M ball - PTFE + 25% glass fiber seats - TS: -20°C/+230°C.



DN	double acting	
	actuator	code
15	ADA20	540AIGF015015100
20	ADA20	540AIGF020015100
25	ADA40	540AIGF025015101
32	ADA40	540AIGF032015101
40	ADA40	540AIGF040015101
50	ADA80	540AIGF050015102
65	ADA130	516AIGF065015103
80	ADA130	516AIGF080015103
100	ADA200	516AIGF100015104
125	ADA300	516AIGF125015105
150	ADA500	516AIGF150015106



DN	spring return	
	actuator	code
15	ASR40	540AIGF015016101
20	ASR40	540AIGF020016101
25	ASR80	540AIGF025016102
32	ASR80	540AIGF032016102
40	ASR130	540AIGF040016103
50	ASR200	540AIGF050016104
65	ASR300	516AIGF065016105
80	ASR500	516AIGF080016106
100	ASR500	516AIGF100016106
125	ASR850	516AIGF125016107
150	ASR1200	516AIGF150016108

PNEUMATIC ACTUATOR

540/516 IIGF - Pneumatic actuated stainless steel ball valve

CF8M body & ball - PTFE + 25% glass fiber seats - TS: -50°C/+230°C.



DN	double acting	
	actuator	code
15	ADA20	540IIGF015015100
20	ADA20	540IIGF020015100
25	ADA40	540IIGF025015101
32	ADA40	540IIGF032015101
40	ADA40	540IIGF040015101
50	ADA80	540IIGF050015102
65	ADA130	516IIGF065015103
80	ADA130	516IIGF080015103
100	ADA200	516IIGF100015104
125	ADA300	516IIGF125015105
150	ADA500	516IIGF150015106



DN	spring return	
	actuator	code
15	ASR40	540IIGF015016101
20	ASR40	540IIGF020016101
25	ASR80	540IIGF025016102
32	ASR80	540IIGF032016102
40	ASR130	540IIGF040016103
50	ASR200	540IIGF050016104
65	ASR300	516IIGF065016105
80	ASR500	516IIGF080016106
100	ASR500	516IIGF100016106
125	ASR850	516IIGF125016107
150	ASR1200	516IIGF150016108

ELECTRIC ACTUATOR

540/516 AIGF - Electric actuated carbon steel ball valve

A216WCB body - CF8M ball - PTFE + 25% glass fiber seats - TS: -20°C/+230°C.



DN	actuator	code
15	SA03	540AIGF015023000
20	SA03	540AIGF020023000
25	SA03	540AIGF025023000
32	SA05	540AIGF032023010
40	SA05	540AIGF040023010
50	NA09	540AIGF050023120
65	NA09	516AIGF065023120
80	NA15	516AIGF080023130
100	NA28	516AIGF100023150
125	NA28	516AIGF125023150
150	NA38	516AIGF150023160
200	NA150	516AIGF200023210



DN	actuator	code
15	SA05-X	540AIGF015023310
20	SA05-X	540AIGF020023310
25	SA05-X	540AIGF025023310
32	SA05-X	540AIGF032023310
40	SA05-X	540AIGF040023310
50	NA09-X	540AIGF050023330
65	NA09-X	516AIGF065023330
80	NA15-X	516AIGF080023340
100	NA28-X	516AIGF100023360
125	NA28-X	516AIGF125023360
150	NA38-X	516AIGF150023370

ELECTRIC ACTUATOR

540/516 IIGF - Electric actuated stainless steel ball valve

CF8M body & ball - PTFE + 25% glass fiber seats - TS: -50°C/+230°C.



DN	actuator	code
15	SA03	540IIGF015023000
20	SA03	540IIGF020023000
25	SA03	540IIGF025023000
32	SA05	540IIGF032023010
40	SA05	540IIGF040023010
50	NA09	540IIGF050023120
65	NA09	516IIGF065023120
80	NA15	516IIGF080023130
100	NA28	516IIGF100023150
125	NA28	516IIGF125023150
150	NA38	516IIGF150023160
200	NA150	516IIGF200023210



DN	actuator	code
15	SA05-X	540IIGF015023310
20	SA05-X	540IIGF020023310
25	SA05-X	540IIGF025023310
32	SA05-X	540IIGF032023310
40	SA05-X	540IIGF040023310
50	NA09-X	540IIGF050023330
65	NA09-X	516IIGF065023330
80	NA15-X	516IIGF080023340
100	NA28-X	516IIGF100023360
125	NA28-X	516IIGF125023360
150	NA38-X	516IIGF150023370

■ not on stock, on request.

540/516 AICG - Carbon steel

A216WCB body - CF8M ball - PTFE + 20% graphite seats - TS: -20°C/+260°C.



DN	15	20	25	32	40	50	65	80	100	125	150	200	250	300
face to face	115	120	125	130	140	150	170	180	190	325	350	400	450	500
PS (bar)	40	40	40	40	40	40	16	16	16	16	16	16	16	16
code	540AICG015	540AICG020	540AICG025	540AICG032	540AICG040	540AICG050	516AICG065	516AICG080	516AICG100	516AICG125	516AICG150	516AICG200	516AICG250	516AICG300

not on stock, on request.

540/516 IICG - Stainless steel

CF8M body & ball - PTFE + 20% graphite seats - TS: -50°C/+260°C.



DN	15	20	25	32	40	50	65	80	100	125	150	200	250	300
face to face	115	120	125	130	140	150	170	180	190	325	350	400	450	500
PS (bar)	40	40	40	40	40	40	16	16	16	16	16	16	16	16
code	540IICG015	540IICG020	540IICG025	540IICG032	540IICG040	540IICG050	516IICG065	516IICG080	516IICG100	516IICG125	516IICG150	516IICG200	516IICG250	516IICG300

not on stock, on request.

540/516 AICG - Pneumatic actuated carbon steel ball valve

A216WCB body - CF8M ball - PTFE + 20% graphite seats - TS: -20°C/+260°C.

PNEUMATIC ACTUATOR



DN	double acting	
	actuator	code
15	ADA20	540AICG015015100
20	ADA20	540AICG020015100
25	ADA40	540AICG025015101
32	ADA40	540AICG032015101
40	ADA40	540AICG040015101
50	ADA80	540AICG050015102
65	ADA130	516AICG065015103
80	ADA130	516AICG080015103
100	ADA200	516AICG100015104
125	ADA300	516AICG125015105
150	ADA500	516AICG150015106



DN	spring return	
	actuator	code
15	ASR40	540AICG015016101
20	ASR40	540AICG020016101
25	ASR80	540AICG025016102
32	ASR80	540AICG032016102
40	ASR130	540AICG040016103
50	ASR200	540AICG050016104
65	ASR300	516AICG065016105
80	ASR500	516AICG080016106
100	ASR500	516AICG100016106
125	ASR850	516AICG125016107
150	ASR1200	516AICG150016108



SECTORIEL



540/516 IICG - Pneumatic actuated stainless steel ball valve

CF8M body & ball - PTFE + 20% graphite seats - TS: -50°C/+260°C.

PNEUMATIC ACTUATOR



DN	double acting	
	actuator	code
15	ADA20	540IICG015015100
20	ADA20	540IICG020015100
25	ADA40	540IICG025015101
32	ADA40	540IICG032015101
40	ADA40	540IICG040015101
50	ADA80	540IICG050015102
65	ADA130	516IICG065015103
80	ADA130	516IICG080015103
100	ADA200	516IICG100015104
125	ADA300	516IICG125015105
150	ADA500	516IICG150015106



DN	spring return	
	actuator	code
15	ASR40	540IICG015016101
20	ASR40	540IICG020016101
25	ASR80	540IICG025016102
32	ASR80	540IICG032016102
40	ASR130	540IICG040016103
50	ASR200	540IICG050016104
65	ASR300	516IICG065016105
80	ASR500	516IICG080016106
100	ASR500	516IICG100016106
125	ASR850	516IICG125016107
150	ASR1200	516IICG150016108



SECTORIEL



not on stock, on request.

not on stock, on request.

540/516 AICG - Electric actuated carbon steel ball valve

A216WCB body - CF8M ball - PTFE + 20% graphite seats - TS: -20°C/+260°C.

ELECTRIC ACTUATOR



DN	actuator	code
15	SA03	540AICG015023000
20	SA03	540AICG020023000
25	SA03	540AICG025023000
32	SA05	540AICG032023010
40	SA05	540AICG040023010
50	NA09	540AICG050023120
65	NA09	516AICG065023120
80	NA15	516AICG080023130
100	NA28	516AICG100023150
125	NA28	516AICG125023150
150	NA38	516AICG150023160



DN	actuator	code
15	SA05-X	540AICG015023310
20	SA05-X	540AICG020023310
25	SA05-X	540AICG025023310
32	SA05-X	540AICG032023310
40	SA05-X	540AICG040023310
50	NA09-X	540AICG050023330
65	NA09-X	516AICG065023330
80	NA15-X	516AICG080023340
100	NA28-X	516AICG100023360
125	NA28-X	516AICG125023360
150	NA38-X	516AICG150023370

SECTORIEL



ELECTRIC ACTUATOR

540/516 IICG - Electric actuated stainless steel ball valve

CF8M body & ball - PTFE + 20% graphite seats - TS: -50°C/+260°C.

SECTO RIEL



DN	actuator	code
15	SA03	540IICG015023000
20	SA03	540IICG020023000
25	SA03	540IICG025023000
32	SA05	540IICG032023010
40	SA05	540IICG040023010
50	NA09	540IICG050023120
65	NA09	516IICG065023120
80	NA15	516IICG080023130
100	NA28	516IICG100023150
125	NA28	516IICG125023150
150	NA38	516IICG150023160



DN	actuator	code
15	SA05-X	540IICG015023310
20	SA05-X	540IICG020023310
25	SA05-X	540IICG025023310
32	SA05-X	540IICG032023310
40	SA05-X	540IICG040023310
50	NA09-X	540IICG050023330
65	NA09-X	516IICG065023330
80	NA15-X	516IICG080023340
100	NA28-X	516IICG100023360
125	NA28-X	516IICG125023360
150	NA38-X	516IICG150023370

540/516 AIS - Carbon steel

A216WCB body - CF8M ball - STANSIT® seats (PTFE + 50% stainless steel) - TS: -20°C/+260°C.



DN	15	20	25	32	40	50	65	80	100	125	150	200	250	300
face to face	115	120	125	130	140	150	170	180	190	325	350	400	450	500
PS (bar)	40	40	40	40	40	40	16	16	16	16	16	16	16	16
code	540AIS015	540AIS020	540AIS025	540AIS032	540AIS040	540AIS050	516AIS065	516AIS080	516AIS100	516AIS125	516AIS150	516AIS200	516AIS250	516AIS300

not on stock, on request.

540/516 IIS - Stainless steel

CF8M body & ball - STANSIT® seats (PTFE + 50% stainless steel) - TS: -50°C/+260°C.



DN	15	20	25	32	40	50	65	80	100	125	150	200	250	300
face to face	115	120	125	130	140	150	170	180	190	325	350	400	450	500
PS (bar)	40	40	40	40	40	40	16	16	16	16	16	16	16	16
code	540IIS015	540IIS020	540IIS025	540IIS032	540IIS040	540IIS050	516IIS065	516IIS080	516IIS100	516IIS125	516IIS150	516IIS200	516IIS250	516IIS300

not on stock, on request.

PNEUMATIC ACTUATOR

540/516 AIS - Pneumatic carbon steel ball valve

A216WCB body - CF8M ball - STANSIT® seats (PTFE + 50% stainless steel) - TS: -20°C/+260°C.



SECTO RIEL

SIL 3 on request



DN	double acting	
	actuator	code
15	ADA20	540AIS015015100
20	ADA20	540AIS020015100
25	ADA40	540AIS025015101
32	ADA40	540AIS032015101
40	ADA40	540AIS040015101
50	ADA80	540AIS050015102
65	ADA130	516AIS065015103
80	ADA130	516AIS080015103
100	ADA200	516AIS100015104
125	ADA300	516AIS125015105
150	ADA500	516AIS150015106



DN	spring return	
	actuator	code
15	ASR40	540AIS015016101
20	ASR40	540AIS020016101
25	ASR80	540AIS025016102
32	ASR80	540AIS032016102
40	ASR130	540AIS040016103
50	ASR200	540AIS050016104
65	ASR300	516AIS065016105
80	ASR500	516AIS080016106
100	ASR500	516AIS100016106
125	ASR850	516AIS125016107
150	ASR1200	516AIS150016108

540/516 IIS - Pneumatic actuated stainless steel ball valve

CF8M body & ball - STANSIT® seats (PTFE + 50% stainless steel) - TS: -50°C/+260°C.



SECTO RIEL

SIL 3 on request



DN	double acting	
	actuator	code
15	ADA20	540IIS015015100
20	ADA20	540IIS020015100
25	ADA40	540IIS025015101
32	ADA40	540IIS032015101
40	ADA40	540IIS040015101
50	ADA80	540IIS050015102
65	ADA130	516IIS065015103
80	ADA130	516IIS080015103
100	ADA200	516IIS100015104
125	ADA300	516IIS125015105
150	ADA500	516IIS150015106



DN	spring return	
	actuator	code
15	ASR40	540IIS015016101
20	ASR40	540IIS020016101
25	ASR80	540IIS025016102
32	ASR80	540IIS032016102
40	ASR130	540IIS040016103
50	ASR200	540IIS050016104
65	ASR300	516IIS065016105
80	ASR500	516IIS080016106
100	ASR500	516IIS100016106
125	ASR850	516IIS125016107
150	ASR1200	516IIS150016108

ELECTRIC ACTUATOR

540/516 AIS - Electric actuated carbon steel ball valve

A216WCB body - CF8M ball - **STANSIT®** seats (PTFE + 50% stainless steel) - TS: -20°C/+260°C.

SECTORIEL



DN	actuator	code
15	SA03	540AIS015023000
20	SA03	540AIS020023000
25	SA03	540AIS025023000
32	SA05	540AIS032023010
40	SA05	540AIS040023010
50	NA09	540AIS050023120
65	NA09	516AIS065023120
80	NA15	516AIS080023130
100	NA28	516AIS100023150
125	NA28	516AIS125023150
150	NA38	516AIS150023160
200	NA150	516AIS200023210



10 €/pc

DN	actuator	code
15	SA05-X	540AIS015023310
20	SA05-X	540AIS020023310
25	SA05-X	540AIS025023310
32	SA05-X	540AIS032023310
40	SA05-X	540AIS040023310
50	NA09-X	540AIS050023330
65	NA09-X	516AIS065023330
80	NA15-X	516AIS080023340
100	NA28-X	516AIS100023360
125	NA28-X	516AIS125023360
150	NA38-X	516AIS150023370

ELECTRIC ACTUATOR

540/516 IIS - Electric actuated stainless steel ball valve

CF8M body & ball - **STANSIT®** seats (PTFE + 50% stainless steel) - TS: -50°C/+260°C.

SECTORIEL



DN	actuator	code
15	SA03	540IIS015023000
20	SA03	540IIS020023000
25	SA03	540IIS025023000
32	SA05	540IIS032023010
40	SA05	540IIS040023010
50	NA09	540IIS050023120
65	NA09	516IIS065023120
80	NA15	516IIS080023130
100	NA28	516IIS100023150
125	NA28	516IIS125023150
150	NA38	516IIS150023160
200	NA150	516IIS200023210



10 €/pc

DN	actuator	code
15	SA05-X	540IIS015023310
20	SA05-X	540IIS020023310
25	SA05-X	540IIS025023310
32	SA05-X	540IIS032023310
40	SA05-X	540IIS040023310
50	NA09-X	540IIS050023330
65	NA09-X	516IIS065023330
80	NA15-X	516IIS080023340
100	NA28-X	516IIS100023360
125	NA28-X	516IIS125023360
150	NA38-X	516IIS150023370

not on stock, on request.

not on stock, on request.

Flanged RF ANSI 150

Guarantee
5 years

2014/68/EU Directive N°0056 - Risk category III / module H1 - Fire safe ISO 10497, API 607 & BS 6755 - SIL 3 - NACE MR0175 - EN 558 series 3 up to 4", series 12 above - Full bore - Anti-blowout stem - Antistatic device - ISO pad - Lever operated up to DN150, supplied bare shaft above - PS: 20 bar.

NACE MR0175 | SIL 3 | TA LUFT | FIRE SAFE | CE 0056 | ISO 9001 | 3.1 10 €/DN | Compatible ATEX ZONE no source of ignition



515 AIT - Carbon steel

A216WCB body - CF8M ball - **PTFE** seats - TS: -29°C/+230°C.

NPS	1/2"	3/4"	1"	1 1/2"	2"	2 1/2"	3"	4"	6"	8"	10"	12"
face to face	108	117	127	165	178	190	203	229	394	457	533	610
code	515AIT015	515AIT020	515AIT025	515AIT040	515AIT050	515AIT065	515AIT080	515AIT100	515AIT150	515AIT200	515AIT250	515AIT300

not on stock, on request.



515 IIT - Stainless steel

CF8M body & ball - **PTFE** seats - TS: -50°C/+230°C.

NPS	1/2"	3/4"	1"	1 1/2"	2"	2 1/2"	3"	4"	6"	8"	10"	12"
face to face	108	117	127	165	178	190	203	229	394	457	533	610
code	515IIT015	515IIT020	515IIT025	515IIT040	515IIT050	515IIT065	515IIT080	515IIT100	515IIT150	515IIT200	515IIT250	515IIT300

not on stock, on request.

515 AIT - Pneumatic actuated carbon steel ball valve

A216WCB body - CF8M ball - PTFE seats - TS: -29°C/+230°C.



SECTORIEL



NPS	double acting	
	actuator	code
1/2"	ADA20	515AIT015015100
3/4"	ADA20	515AIT020015100
1"	ADA40	515AIT025015101
1 1/2"	ADA40	515AIT040015101
2"	ADA80	515AIT050015102
2 1/2"	ADA130	515AIT065015103
3"	ADA130	515AIT080015103
4"	ADA300	515AIT100015105
6"	ADA500	515AIT150015106
8"	ADA2500	515AIT200015111



NPS	spring return	
	actuator	code
1/2"	ASR40	515AIT015016101
3/4"	ASR40	515AIT020016101
1"	ASR80	515AIT025016102
1 1/2"	ASR80	515AIT040016102
2"	ASR200	515AIT050016104
2 1/2"	ASR300	515AIT065016105
3"	ASR300	515AIT080016105
4"	ASR500	515AIT100016106
6"	ASR850	515AIT150016107
8"	ASR2500	515AIT200017111

515 IIT - Pneumatic actuated stainless steel ball valve


CF8M body & ball - PTFE seats - TS: -50°C/+230°C.



SECTORIEL



NPS	double acting	
	actuator	code
1/2"	ADA20	515IIT015015100
3/4"	ADA20	515IIT020015100
1"	ADA40	515IIT025015101
1 1/2"	ADA40	515IIT040015101
2"	ADA80	515IIT050015102
2 1/2"	ADA130	515IIT065015103
3"	ADA130	515IIT080015103
4"	ADA300	515IIT100015105
6"	ADA500	515IIT150015106
8"	ADA2500	515IIT200015111



NPS	spring return	
	actuator	code
1/2"	ASR40	515IIT015016101
3/4"	ASR40	515IIT020016101
1"	ASR80	515IIT025016102
1 1/2"	ASR80	515IIT040016102
2"	ASR200	515IIT050016104
2 1/2"	ASR300	515IIT065016105
3"	ASR300	515IIT080016105
4"	ASR500	515IIT100016106
6"	ASR850	515IIT150016107
8"	ASR2500	515IIT200017111

515 AIT - Electric actuated carbon steel ball valve

A216WCB body - CF8M ball - PTFE seats - TS: -29°C/+230°C.

SECTORIEL



DN	actuator	code
1/2"	SA03	515AIT015023000
3/4"	SA03	515AIT020023000
1"	SA03	515AIT025023000
1 1/2"	SA05	515AIT040023010
2"	NA09	515AIT050023120
2 1/2"	NA09	515AIT065023120
3"	NA15	515AIT080023130
4"	NA28	515AIT100023150
6"	NA38	515AIT150023160
8"	NA150	515AIT200023210



DN	actuator	code
1/2"	SA05-X	515AIT015023310
3/4"	SA05-X	515AIT020023310
1"	SA05-X	515AIT025023310
1 1/2"	SA05-X	515AIT040023310
2"	NA09-X	515AIT050023330
2 1/2"	NA09-X	515AIT065023330
3"	NA15-X	515AIT080023340
4"	NA28-X	515AIT100023360
6"	NA38-X	515AIT150023370

515 IIT - Electric actuated stainless steel ball valve

CF8M body & ball - PTFE seats - TS: -50°C/+230°C.

SECTORIEL



DN	actuator	code
1/2"	SA03	515IIT015023300
3/4"	SA03	515IIT020023300
1"	SA03	515IIT025023300
1 1/2"	SA05	515IIT040023310
2"	NA09	515IIT050023120
2 1/2"	NA09	515IIT065023120
3"	NA15	515IIT080023130
4"	NA28	515IIT100023150
6"	NA38	515IIT150023160
8"	NA150	515IIT200023210



DN	actuator	code
1/2"	SA05-X	515IIT015023310
3/4"	SA05-X	515IIT020023310
1"	SA05-X	515IIT025023310
1 1/2"	SA05-X	515IIT040023310
2"	NA09-X	515IIT050023330
2 1/2"	NA09-X	515IIT065023330
3"	NA15-X	515IIT080023340
4"	NA28-X	515IIT100023360
6"	NA38-X	515IIT150023370

Flanged RF ANSI 300



2014/68/EU Directive N°0056 - Risk category III / module H1 - Fire safe ISO 10497, API 607 & BS 6755 - SIL 3 - NACE MR0175 - EN 558 series 4 up to 6" - Full bore - Anti-blowout stem - Antistatic device - ISO pad - Lever operated up to DN150, supplied bare shaft above - PS: 50 bar.



530 AIT - Carbon steel
A216WCB body - CF8M ball - PTFE seats - TS: -29°C/+230°C.

NPS	1/2"	3/4"	1"	1 1/2"	2"	3"	4"	6"	8"	10"	12"
face to face	140	152	165	190	216	282	305	403	502	568	648
code	530AIT015	530AIT020	530AIT025	530AIT040	530AIT050	530AIT080	530AIT100	530AIT150	530AIT200	530AIT250	530AIT300

not on stock, on request.




530 IIT - Stainless steel
CF8M body & ball - PTFE seats - TS: -50°C/+230°C.

NPS	1/2"	3/4"	1"	1 1/2"	2"	3"	4"	6"	8"	10"	12"
face to face	140	152	165	190	216	282	305	403	502	568	648
code	530IIT015	530IIT020	530IIT025	530IIT040	530IIT050	530IIT080	530IIT100	530IIT150	530IIT200	530IIT250	530IIT300

not on stock, on request.

530 AIT - Pneumatic actuated carbon steel ball valve

A216WCB body - CF8M ball - PTFE seats - TS: -29°C/+230°C.




NPS	double acting	
	actuator	code
1/2"	ADA20	530AIT015015100
3/4"	ADA40	530AIT020015101
1"	ADA40	530AIT025015101
1 1/2"	ADA80	530AIT040015102
2"	ADA80	530AIT050015102
3"	ADA300	530AIT080015105
4"	ADA500	530AIT100015106
6"	ADA850	530AIT150015107



NPS	spring return	
	actuator	code
1/2"	ASR40	530AIT015016101
3/4"	ASR80	530AIT020016102
1"	ASR80	530AIT025016102
1 1/2"	ASR130	530AIT040016103
2"	ASR200	530AIT050016104
3"	ASR500	530AIT080016106
4"	ASR850	530AIT100016107
6"	ASR1200	530AIT150016108

530 IIT - Pneumatic actuated stainless steel ball valve

CF8M body & ball - PTFE seats - TS: -50°C/+230°C.



NPS	double acting	
	actuator	code
1/2"	ADA20	530IIT015015100
3/4"	ADA40	530IIT020015101
1"	ADA40	530IIT025015101
1 1/2"	ADA80	530IIT040015102
2"	ADA80	530IIT050015102
3"	ADA300	530IIT080015105
4"	ADA500	530IIT100015106
6"	ADA850	530IIT150015107



NPS	spring return	
	actuator	code
1/2"	ASR40	530IIT015016101
3/4"	ASR80	530IIT020016102
1"	ASR80	530IIT025016102
1 1/2"	ASR130	530IIT040016103
2"	ASR200	530IIT050016104
3"	ASR500	530IIT080016106
4"	ASR850	530IIT100016107
6"	ASR1200	530IIT150016108

530 AIT - Electric actuated carbon steel ball valve

A216WCB body - CF8M ball - PTFE seats - TS: -29°C/+230°C.



ELECTRIC ACTUATOR



DN	actuator	code
1/2"	SA03	530AIT015023000
3/4"	SA03	530AIT020023000
1"	SA03	530AIT025023000
1 1/2"	SA05	530AIT040023010
2"	NA09	530AIT050023120
3"	NA28	530AIT080023150
4"	NA38	530AIT100023160
6"	NA60	530AIT150023180



DN	actuator	code
1/2"	SA05-X	530AIT015023310
3/4"	SA05-X	530AIT020023310
1"	SA05-X	530AIT025023310
1 1/2"	SA05-X	530AIT040023310
2"	NA09-X	530AIT050023330
3"	NA28-X	530AIT080023360
4"	NA38-X	530AIT100023370
6"	NA60-X	530AIT150023390

530 IIT - Electric actuated stainless steel ball valve

CF8M body & ball - PTFE seats - TS: -50°C/+230°C.

SECTORIEL



DN	actuator	code
1/2"	SA03	530IIT015023000
3/4"	SA03	530IIT020023000
1"	SA03	530IIT025023000
1 1/2"	SA05	530IIT040023010
2"	NA09	530IIT050023120
3"	NA28	530IIT080023150
4"	NA38	530IIT100023160
6"	NA60	530IIT150023180



DN	actuator	code
1/2"	SA05-X	530IIT015023310
3/4"	SA05-X	530IIT020023310
1"	SA05-X	530IIT025023310
1 1/2"	SA05-X	530IIT040023310
2"	NA09-X	530IIT050023330
3"	NA28-X	530IIT080023360
4"	NA38-X	530IIT100023370
6"	NA60-X	530IIT150023390

Options & spare parts



MOUNTING
12 €/pc

983013 - Stainless steel locking device

DN	15	20	25	32	40	50	65	80	100	125	150
code	9830130	9830130	9830130	9830131	9830132	9830132	9830133	9830134	9830135	9830136	9830137



98305 - Spare stainless steel lever

DN	15	20	25	32	40	50	65	80	100	125	150
code	9830513	9830513	9830513	9830514	9830515	9830515	9830516	9830517	9830518	9830519	9830520



98305 - Spare stainless steel oval wheel

DN	15	20	25	32	40	50
code	9830575	9830575	9830575	9830576	9830577	9830577



MOUNTING
12 €/pc

98303/98304 - Spare gearbox

DN	125	150	200	200	250	300
ref.	all	all	515-516-316	540-530-340	all	all
code	9830397	9830397	9830398	9830399	9830400	9830401



98306 - Stainless steel stem extension

Height 100 mm

DN	15	20	25	32	40	50	65	80	100	125	150
code	9810615	9810615	9810615	9810616	9810617	9810617	9810618	9810619	9810620	9810621	9810622

not on stock,
on request.



98306 - Stem extension with ISO pad

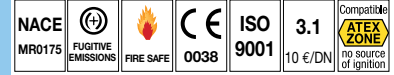
Height 100 mm

DN	15	20	25	32	40	50	65	80	100
carbon steel code	9810624	9810624	9810624	-	9810625	9810625	-	9810626	9810627
stainless steel code	9810628	9810628	9810628	-	9810629	9810629	-	9810630	9810631



3 piece body - ISO pad - Fire Safe

2014/68/EU Directive N°0038 - Risk category III / module H - Face to face DIN 3202-4 M3 - Fire safe ISO 10497 - Fugitive emissions ISO 15848-1 class A - NACE MRO175 - RTFE seats - Full bore - Anti-blowout stem - Antistatic device - ISO pad - TS: -28°C/+200°C.




712 - Carbon steel

A216WCB body - CF3 ball.



Ø	1/4"	3/8"	1/2"	3/4"	1"	1"1/4"	1"1/2"	2"	2"1/2"	3"	4"*
PS (bar)	100	100	64	64	40	40	40	40	25	25	20
BSP code	712002	712003	712004	712005	712006	712007	712008	712009	712010	712011	712012
BW code	712108	712110	712115	712120	712125	712132	712140	712150	712165	712180	712199
SW code	712208	712210	712215	712220	712225	712232	712240	712250	712265	712280	712299

* not fire safe.  not on stock, on request. Approx. 4-5 weeks delivery time.

713 - Stainless steel

CF8M body - CF3M ball.

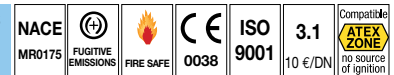


Ø	1/4"	3/8"	1/2"	3/4"	1"	1"1/4"	1"1/2"	2"	2"1/2"	3"	4"*
PS (bar)	100	100	64	64	40	40	40	40	25	25	20
BSP code	713002	713003	713004	713005	713006	713007	713008	713009	713010	713011	713012
BW code	713108	713110	713115	713120	713125	713132	713140	713150	713165	713180	713199
SW code	713208	713210	713215	713220	713225	713232	713240	713250	713265	713280	713299

* not fire safe.  not on stock, on request. Approx. 4-5 weeks delivery time.

Wafer

2014/68/EU Directive N°0038 - Risk category III / module H - Fire safe ISO 10497 - Fugitive emissions ISO 15848-1 class A - NACE MRO175 - Flanged RF PN40 up to DN80, flanged RF PN16 above - PTFE seats - Full bore - Antistatic device - ISO pad - PS: 40 bar up to DN80, 16 bar above - TS: -28°C/+200°C.



720 - Carbon steel

A105 body - CF3 ball - EN 558 series 100 (except DN125).

DN	15	20	25	32	40	50	65	80	100	125	150	200
face to face	35	35	43	51	64	84	103	120	154	182	234	310
code	720015	720020	720025	720032	720040	720050	720066	720080	720100	720125	720150	720200

 not on stock, on request. Approx. 4-5 weeks delivery time.



770 - Stainless steel

F316L body up to DN100, CF8M above - CF3M ball up to DN100, CF8 above - EN 558 series 100 (except DN125).

DN	15	20	25	32	40	50	65	80	100	125	150	200
face to face	35	35	43	51	64	84	103	120	154	182	234	310
code	770015	770020	770025	770032	770040	770050	770065	770080	770100	770125	770150	770200

 not on stock, on request. Approx. 4-5 weeks delivery time.

720 - Pneumatic actuated carbon steel ball valve

A105 body - CF3 ball - TS: -20°C/+180°C.



PNEUMATIC ACTUATOR



DN	double acting	
	actuator	code
15	AP50	273701017006
20	AP50	273702017006
25	AP50	273703017006
32	AP50	273704017006
40	AP75	273705017008
50	AP75	273706017008
65	AP85	273707017009
80	AP85	273708017009
100	AP100	273709017010
125	AP115	273710017011
150	AP125	273711017012
200	AP145	273712017013



DN	spring return	
	actuator	code
15	AP63	273701017107
20	AP75	273702017108
25	AP75	273703017108
32	AP75	273704017108
40	AP85	273705017109
50	AP100	273706017110
65	AP115	273707017111
80	AP115	273708017111
100	AP145	273709017113
125	AP160	273710017114
150	AP180	273711017115
200	AP240	273712017118

770 - Pneumatic actuated stainless steel ball valve

F316L body up to DN100, CF8M above - CF3M ball up to DN100, CF8 above - TS: -30°C/+180°C.



DN	double acting	
	actuator	code
15	AP50	273802017006
20	AP50	273803017006
25	AP50	273804017006
32	AP50	273805017006
40	AP75	273806017008
50	AP75	273807017008
65	AP85	273808017009
80	AP85	273809017009
100	AP100	273810017010
125	AP115	273811017011
150	AP125	273812017012
200	AP145	273813017013

not on stock, on request. Approx. 5-6 weeks delivery time.



DN	spring return	
	actuator	code
15	AP63	273802017107
20	AP75	273803017108
25	AP75	273804017108
32	AP75	273805017108
40	AP85	273806017109
50	AP100	273807017110
65	AP115	273808017111
80	AP115	273809017111
100	AP145	273810017113
125	AP160	273811017114
150	AP180	273812017115
200	AP240	273813017118

not on stock, on request. Approx. 5-6 weeks delivery time.

720 - Electric actuated carbon steel wafer

A105 body - CF3M ball - TS: -20°C/+180°C.



DN	double acting	
	actuator	code
15	SA 05	273701023010
20	SA 05	273702023010
25	SA 05	273703023010
32	SA 05	273704023010
40	SA 05	273705023010
50	SA 05	273706023010
65	NA 09	273707023120
80	NA 15	273708023130
100	NA 18	273709023150

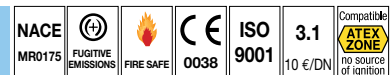


DN	spring return	
	actuator	code
15	SA X-05	273701023310
20	SA X-05	273702023310
25	SA X-05	273703023310
32	SA X-05	273704023310
40	SA X-05	273705023310
50	SA X-05	273706023310
65	NA X-09	273707023330
80	NA X-15	273708023340
100	NA X-28	273709023360

Split body

Flanged RF PN40/16

2014/68/EU Directive N°0038 - Risk category III / module H - Fire safe ISO 10497 - Fugitive emissions ISO 15848-1 class A - NACE MR0175 - Flanged RF PN40 up to DN80, flanged RF PN16 above - PTFE seats - Full bore - Antistatic device - ISO pad - PS: 40 bar up to DN80, 16 bar above - TS: -28°C/+200°C.



750 - Carbon steel

A105 body - CF3 ball - EN 558 series 27.

DN	15	20	25	32	40	50	65*	80	100	125	150
face to face	115	119	125	130	140	150	170	180	190	325	350
code	750015	750020	750025	750032	750040	750050	750065	750080	750100	750125	750150

* Flanged RF PN16 - PS: 16 bar.

not on stock, on request. Approx. 4-5 weeks delivery time.



751 - Stainless steel

F316L body - CF3M ball - EN 558 series 27.

DN	15	20	25	32	40	50	65*	80	100
face to face	115	119	125	130	140	150	170	180	190
code	751015	751020	751025	751032	751040	751050	751065	751080	751100

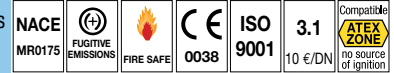
* Flanged RF PN16 - PS: 16 bar.

not on stock, on request. Approx. 4-5 weeks delivery time.



■ Flanged RF ANSI 150

2014/68/EU Directive N°0038 - Risk category III / module H - Fire safe ISO 10497 - Fugitive emissions ISO 15848-1 class A - NACE MR0175 - Flanged RF ANSI 150 - PTFE seats - Full bore - Antistatic device - ISO pad - PS: 20 bar - TS: -28°C/+200°C.



766 - Carbon steel

A105 body - CF3 ball - EN 558 series 3.



NPS	1/2"	3/4"	1"	1 1/2"	2"	2 1/2"	3"	4"
face to face	108	118,5	126	165	178	190	203	229
code	766015	766020	766025	766040	766050	766065	766080	766100

767 - Stainless steel

F316L body - CF3M ball - EN 558 series 3.

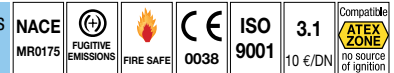


NPS	1/2"	3/4"	1"	1 1/2"	2"	2 1/2"	3"	4"
face to face	108	118,5	126	165	178	190	203	229
code	767015	767020	767025	767040	767050	767065	767080	767100

■ not on stock, on request. Approx. 4-5 weeks delivery time.

■ Flanged RF PN25

2014/68/EU Directive N°0038 - Risk category III / module H - Fire safe ISO 10497 - Fugitive emissions ISO 15848-1 class A - NACE MR0175 - Flanged RF PN25 - PTFE seats - Full bore - Antistatic device - ISO pad - PS: 25 bar - TS: -28°C/+200°C.



754 - Carbon steel

A105 body - CF3 ball - EN 558 series 28.



DN	15	20	25	32	40	50	65	65*	80	100
face to face	130	150	160	180	200	230	290	290	310	350
code	754015	754020	754025	754032	754040	754050	754065	754066	754080	754100

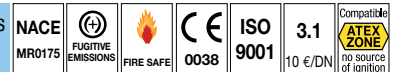
Stainless steel execution fig. 755 available on request, please consult

* Flanged RF PN16 - PS: 16 bar.

■ not on stock, on request. Approx. 4-5 weeks delivery time.


■ Flanged RF ANSI 300

2014/68/EU Directive N°0038 - Risk category III / module H - Fire safe ISO 10497 - Fugitive emissions ISO 15848-1 class A - NACE MR0175 - Flanged RF ANSI 300 - PTFE seats - Full bore - Antistatic device - ISO pad - PS: 50 bar - TS: -28°C/+200°C.



758 - Carbon steel

A105 body - CF3 ball - EN 558 series 4.



NPS	1/2"	3/4"	1"	1 1/2"	2"	2 1/2"	3"	4"
face to face	140	151	165	191	216	241	283	305
code	758015	758020	758025	758040	758050	758065	758080	758100

Stainless steel execution fig. 759 available on request, please consult

■ not on stock, on request. Approx. 4-5 weeks delivery time.

Options & spare parts



Stem extension



Gearbox



Oval wheel



Locking device



Stainless steel lever



Dead man device

Manual ball valves equipped with SF012 limit switch box IP67 - SPDT 250V-5A (see features of the limit switch box page 85).

ISO
9001

2 way



502 - Brass

CW617N body - PTFE seats - Full bore - PS: 16 bar - TS: -10°C/+100°C.

Ø	code
1/2"	2700020462012
3/4"	2700030462012
1"	2700040462012
1"1/4	2700050462012
1"1/2	2700060462012
2"	2700070462012
2"1/2	2700380462012
3"	2700390462012
4"	2700400462012



715 XS - Stainless steel

CF8M body - PTFE seats - Full bore - PS: 63 bar - TS: -10°C/+180°C.

Ø	code
1/2"	2724020462012
3/4"	2724030462012
1"	2724040462012
1"1/4	2724050462012
1"1/2	2724060462012
2"	2724070462012



736 XS - Carbon steel

A216WCB body - PTFE seats - Full bore - PS: 63 bar - TS: -10°C/+180°C.

Ø	736XS code
1/2"	2714620462012
3/4"	2714630462012
1"	2714640462012
1"1/4	2714650462012
1"1/2	2714660462012
2"	2714670462012
2"1/2	2714680462012
3"	2714690462012
4"	2714700462012

also available	736 XS	734 XS	735 XS
code	27146...	27148...	27150...



746 XS - Stainless steel

CF8M body - PTFE seats - Full bore - PS: 63 bar - TS: -10°C/+180°C.

Ø	746XS code
1/4"	2725000462012
3/8"	2725010462012
1/2"	2726420462012
3/4"	2726430462012
1"	2726440462012
1"1/4	2726450462012
1"1/2	2726460462012
2"	2726470462012
2"1/2	2726480462012
3"	2726490462012
4"	2726500462012

on request

also available	746 XS	745 XS	743 XS
code	27264...	27266...	27268...



703 XS - Stainless steel

CF8M body - PTFE seats - Full bore - PS: 137 bar - TS: -10°C/+220°C.

Ø	BSP code
1/2"	2713720462012
3/4"	2713730462012
1"	2713740462012
1"1/4	2713750462012
1"1/2	2713760462012
2"	2713770462012



Ø	BW code
1/2"	2713820462012
3/4"	2713830462012
1"	2713840462012
1"1/4	2713850462012
1"1/2	2713860462012
2"	2713870462012

on request



762 - Carbon steel
A216WCB body - RTFE seats - Full bore -
PS: 16 bar - TS: -20°C/+150°C.

DN	762 code
15	2742420462012
20	2742430462012
25	2742440462012
32	2742450462012
40	2742460462012
50	2742470462012
65	2742480462012
80	2742490462012
100	2742500462012
125	2742510462012
150	2742520462012



763 - Stainless steel
CF8M body - RTFE seats - Full bore -
PS: 16 bar - TS: -20°C/+150°C.

DN	763 code
15	2743620462012
20	2743630462012
25	2743640462012
32	2743650462012
40	2743660462012
50	2743670462012
65	2743680462012
80	2743690462012
100	2743700462012
125	2743710462012
150	2743720462012

on request



752 - Carbon steel
A216WCB body - RTFE seats - Full bore -
PS: 16 bar - TS: -20°C/+200°C.

DN	752 code
15	2742820462012
20	2742830462012
25	2742840462012
32	2742850462012
40	2742860462012
50	2742870462012
65	2742880462012
80	2742890462012
100	2742900462012
125	2742910462012
150	2742920462012



753 - Stainless steel
CF8M body - RTFE seats - Full bore -
PS: 16 bar - TS: -20°C/+200°C.

DN	753 code
15	2744020462012
20	2744030462012
25	2744040462012
32	2744050462012
40	2744060462012
50	2744070462012
65	2744080462012
80	2744090462012
100	2744100462012
125	2744110462012
150	2744120462012

on request

3 way



780 XS - Stainless steel - L port
CF8M body - PTFE seats - Reduced bore -
PS: 40 bar - TS: -10°C/+140°C.

Ø	780XS L code
1/4"	2754000462012
3/8"	2754010462012
1/2"	2754020462012
3/4"	2754030462012
1"	2754040462012
1"1/4	2754050462012
1"1/2	2754060462012
2"	2754070462012



781 XS - Stainless steel - T port
CF8M body - PTFE seats - Reduced bore -
PS: 40 bar - TS: -10°C/+140°C.

Ø	781XS T code
1/4"	2754200462012
3/8"	2754210462012
1/2"	2754220462012
3/4"	2754230462012
1"	2754240462012
1"1/4	2754250462012
1"1/2	2754260462012
2"	2754270462012

on request



783 - Carbon steel - L port
A216WCB body - PTFE seats - Full bore -
PS: 16 bar - TS: -20°C/+150°C.

DN	783 L code
25	2756740462012
32	2756750462012
40	2756760462012
50	2756770462012
65	2756780462012
80	2756790462012
100	2756800462012
125	2756810462012
150	2756820462012

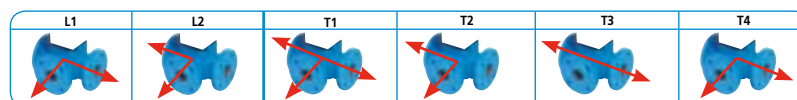


784 - Carbon steel - T port
A216WCB body - PTFE seats - Full bore -
PS: 16 bar - TS: -20°C/+150°C.

DN	784 T code
25	2756840462012
32	2756850462012
40	2756860462012
50	2756870462012
65	2756880462012
80	2756890462012
100	2756900462012
125	2756910462012
150	2756920462012

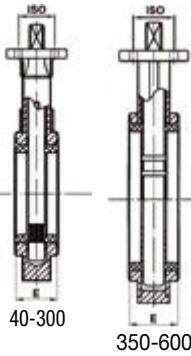
Stainless steel
(785 L & 786 T)
on request

on request



T port: mention
2 consecutive positions
(example: T3/T4).

Cast iron - GG25



2014/68/EU Directive N°0035 - Risk category III / module H up to DN600, risk category I above - Lloyd's Register Type Approval for marine applications - GG25 body up to DN600, GGG40 above - Epoxy coated - ISO pad - PS: 16 bar up to DN300, 10 bar above - TS with EPDM seat: -10°C/+110°C (temporarily +130°C).



Face to face according to EN 558 series 20 / ISO pad according to ISO 5211

DN	32/40	50	65	80	100	125	150	200	250	300	350	400	450	500	600	700	800	900	1000
face to face "E"	33	43	46	46	52	56	56	60	68	78	78	102	114	127	154	163	188	203	216
ISO pad	F05	F05	F05	F05	F05	F07	F07	F10	F12	F12	F12	F12	F16	F16	F16	F25	F25	F25	F25
square drive	9	9	9	9	11	14	14	17	22	27	27	27	30	36	40	Ø 63,35	Ø 63,35	Ø 75	Ø 85

■ Wafer - Between flanges PN10/16, ANSI 150 (up to DN600) & JIS 10K (up to DN300)

1125 - Lever - Disc GGG40 nickel plated / Seat EPDM

DN	32-40	50	65	80	100	125	150	200	250	300
PS (bar)	16	16	16	16	16	16	16	16	16	16
code	1125040	1125050	1125065	1125080	1125100	1125125	1125150	1125200	1125250	1125300

1125 - Gearbox - Disc GGG40 nickel plated / Seat EPDM

DN	100	125	150	200	250	300	350	400	450	500
PS (bar)	16	16	16	16	16	16	10	10	10	10
code	1125102	1125127	1125152	1125202	1125252	1125302	1125350	1125400	1125450	1125500

DN	600	700	800	900	1000
PS (bar)	10	10	10	10	10
code	1125600	1125700	1125800	1125900	1125990

1125 - Pneumatic actuated cast iron butterfly valve

Nickel plated GGG40 disc - EPDM seat - PS: 16 bar - TS: -10°C/+110°C.



DN	double acting	
	actuator	code
32-40	ADA20	262003015100
50	ADA20	262004015100
65	ADA40	262005015101
80	ADA40	262006015101
100	ADA80	262007015102
125	ADA80	262008015102
150	ADA130	262009015103
200	ADA200	262010015104
250	ADA300	262011015105
300	ADA500	262012015106

Other diameters on request

DN	spring return	
	actuator	code
32-40	ASR40	262003016101
50	ASR40	262004016101
65	ASR80	262005016102
80	ASR80	262006016102
100	ASR130	262007016103
125	ASR200	262008016104
150	ASR300	262009016105
200	ASR500	262010016106
250	ASR500	262011016106
300	ASR850	262012016107

1125 - Pneumatic actuated cast iron butterfly valve

Nickel plated GGG40 disc - EPDM seat - PS: 16 bar - TS: -10°C/+110°C.



DN	double acting	
	actuator	code
32-40	RE51	262003017006R
50	RE51	262004017006R
65	RE64	262005017007R
80	RE64	262006017007R
100	RE76	262007017008R
125	RE76	262008017008R
150	RE86	262009017009R
200	RE101	262010017010R
250	RE116	262011017011R
300	RE126	262012017012R

DN	spring return	
	actuator	code
32-40	RES64	262003017107R
50	RES64	262004017107R
65	RES76	262005017108R
80	RES76	262006017108R
100	RES101	262007017110R
125	RES101	262008017110R
150	RES116	262009017111R
200	RES126	262010017112R
250	RES146	262011017113R
300	RES181	262012017115R

ELECTRIC ACTUATOR

1125 - Electric actuated cast iron butterfly valve

Nickel plated GGG40 disc - EPDM seat - PS: 16 bar up to DN300, 10 bar above - TS: -10°C/+110°C
 ⚠ 230V actuator up to DN300, 3-400V above.

SECTORIEL



DN	actuator	code
32-40	UMA3.5	262003022060
50	UMA3.5	262004022060
65	UMA3.5	262005022060
80	UMA3.5	262006022060
100	UMB7	262007022170
125	UMC10	262008022240
150	UVC15	262009022330
200	UVD25	262010022350
250	UVF50	262011022400
300	UVG60	262012022450



DN	actuator	code
32-40	SA05	262003023010
50	SA05	262004023010
65	SA05	262005023010
80	SA05	262006023010
100	SA05	262007023010
125	NA09	262008023120
150	NA15	262009023130
200	NA15	262010023130
250	NA28	262011023150
300	NA60	262012023180
350	NA60	262013023183
400	NA100	262014023203
450	NA150	262015023213
500	NA200	262016023223
600	NA250	262017023233



1123 - Lever - Disc CF8M / Seat EPDM

DN	32-40	50	65	80	100	125	150	200	250	300
PS (bar)	16	16	16	16	16	16	16	16	16	16
code	1123040	1123050	1123065	1123080	1123100	1123125	1123150	1123200	1123250	1123300



1123 - Gearbox - Disc CF8M / Seat EPDM

DN	100	125	150	200	250	300	350	400	450	500
PS (bar)	16	16	16	16	16	16	10	10	10	10
code	1123102	1123127	1123152	1123202	1123252	1123302	1123350	1123400	1123450	1123500

DN	600	700	800	900	1000
PS (bar)	10	10	10	10	10
code	1123600	1123700	1123800	1123900	1123990

PNEUMATIC ACTUATOR

1123 - Pneumatic actuated cast iron butterfly valve

GG25 body - CF8M disc - EPDM seat - Wafer type PN10/16 & ANSI 150 - PS: 16 bar - TS: -10°C/+110°C.

SECTORIEL



DN	double acting	
	actuator	code
32-40	ADA20	262103015100
50	ADA20	262104015100
65	ADA40	262105015101
80	ADA40	262106015101
100	ADA80	262107015102
125	ADA80	262108015102
150	ADA130	262109015103
200	ADA200	262110015104
250	ADA300	262111015105
300	ADA500	262112015106

Other diameters on request



DN	spring return	
	actuator	code
32-40	ASR40	262103016101
50	ASR40	262104016101
65	ASR80	262105016102
80	ASR80	262106016102
100	ASR130	262107016103
125	ASR200	262108016104
150	ASR300	262109016105
200	ASR500	262110016106
250	ASR500	262111016106
300	ASR850	262112016107

PNEUMATIC ACTUATOR

1123 - Pneumatic actuated cast iron butterfly valve

CF8M disc - EPDM seat - PS: 16 bar - TS: -10°C/+110°C.



DN	double acting	
	actuator	code
32-40	RE51	262103017006R
50	RE51	262104017006R
65	RE64	262105017007R
80	RE64	262106017007R
100	RE76	262107017008R
125	RE76	262108017008R
150	RE86	262109017009R
200	RE101	262110017010R
250	RE116	262111017011R
300	RE126	262112017012R



DN	spring return	
	actuator	code
32-40	RES64	262103017107R
50	RES64	262104017107R
65	RES76	262105017108R
80	RES76	262106017108R
100	RES101	262107017110R
125	RES101	262108017110R
150	RES116	262109017111R
200	RES126	262110017112R
250	RES146	262111017113R
300	RES181	262112017115R

AlphaTR SECTRIEL

ELECTRIC ACTUATOR

1123 - Electric actuated cast iron butterfly valve

CF8M disc - EPDM seat - PS: 16 bar - TS: -10°C/+110°C.



DN	actuator	code
32-40	UMA3.5	262103022060
50	UMA3.5	262104022060
65	UMA3.5	262105022060
80	UMA3.5	262106022060
100	UMB7	262107022170
125	UMC10	262108022240
150	UVC15	262109022330
200	UVD25	262110022350
250	UVF50	262111022400
300	UVG60	262112022450



DN	actuator	code
32-40	SA05	262103023010
50	SA05	262104023010
65	SA05	262105023010
80	SA05	262106023010
100	SA05	262107023010
125	NA09	262108023120
150	NA15	262109023130
200	NA15	262110023130
250	NA28	262111023150
300	NA60	262112023180

SECTRIEL

Up to DN 500 on request



1121 - Lever - Disc CF8M / Seat NBR - TS: -10°C/+80°C.

DN	32-40	50	65	80	100	125	150	200	250	300
PS (bar)	16	16	16	16	16	16	16	16	16	16
code	1121040	1121050	1121065	1121080	1121100	1121125	1121150	1121200	1121250	1121300

NEW



1121 - Gearbox - Disc CF8M / Seat NBR - TS: -10°C/+80°C.

DN	350	400	450	500
PS (bar)	10	10	10	10
code	1121350	1121400	1121450	1121500

PNEUMATIC ACTUATOR

1121 - Pneumatic actuated cast iron butterfly valve

CF8M disc - NBR seat - PS: 16 bar - TS: -10°C/+90°C.



DN	double acting	
	actuator	code
32-40	ADA20	262203015100
50	ADA20	262204015100
65	ADA40	262205015101
80	ADA40	262206015101
100	ADA80	262207015102
125	ADA80	262208015102
150	ADA130	262209015103
200	ADA200	262210015104
250	ADA300	262211015105
300	ADA500	262212015106



DN	spring return	
	actuator	code
32-40	ASR40	262203016101
50	ASR40	262204016101
65	ASR80	262205016102
80	ASR80	262206016102
100	ASR130	262207016103
125	ASR200	262208016104
150	ASR300	262209016105
200	ASR500	262210016106
250	ASR500	262211016106
300	ASR850	262212016107

FCTREE SECTRIEL

PNEUMATIC ACTUATOR

1121 - Cast iron butterfly valve

CF8M disc - NBR seat - PS: 16 bar - TS: -10°C/+80°C.



DN	double acting	
	actuator	code
32-40	RE51	262203017006R
50	RE51	262204017006R
65	RE64	262205017007R
80	RE64	262206017007R
100	RE76	262207017008R
125	RE76	262208017008R
150	RE86	262209017009R
200	RE101	262210017010R
250	RE116	262211017011R
300	RE126	262212017012R



DN	spring return	
	actuator	code
32-40	RES64	262203017107R
50	RES64	262204017107R
65	RES76	262205017108R
80	RES76	262206017108R
100	RES101	262207017110R
125	RES101	262208017110R
150	RES116	262209017111R
200	RES126	262210017112R
250	RES146	262211017113R
300	RES181	262212017115R

AlphaTR SECTORIEL

ELECTRIC ACTUATOR

1121 - Electric actuated cast iron butterfly valve

CF8M disc - NBR seat - PS: 16 bar - TS: -10°C/+90°C.



DN	actuator	code
32-40	UMA3.5	262203022060
50	UMA3.5	262204022060
65	UMA3.5	262205022060
80	UMA3.5	262206022060
100	UMB7	262207022170
125	UMC10	262208022240
150	UVC15	262209022330
200	UVD25	262210022350
250	UVF50	262211022400
300	UVG60	262212022450



DN	actuator	code
32-40	SA05	262203023010
50	SA05	262204023010
65	SA05	262205023010
80	SA05	262206023010
100	SA05	262207023010
125	NA09	262208023120
150	NA15	262209023130
200	NA15	262210023130
250	NA28	262211023150
300	NA60	262212023180

SECTORIEL

■ Lug - Between flanges PN10/16



1135 - Lever - Disc GGG40 nickel plated / Seat EPDM

DN	40	50	65	80	100	125	150	200	250	300
PS (bar)	16	16	16	16	16	16	16	10/16*	10/16*	10/16*
PN10 code	-	-	-	-	-	-	-	1135200	1135250	1135300
PN16 code	1135040	1135050	1135065	1135080	1135100	1135125	1135150	1135201	1135251	1135301

* PS: 10 bar for PN10 valves, 16 bar for PN16 valves.



1135 - Gearbox - Disc GGG40 nickel plated / Seat EPDM

DN	100	125	150	200	250	300	350	400	450	500	600
PS (bar)	16	16	16	10/16*	10/16*	10/16*	10	10	10	10	10
PN10 code	-	-	-	1135202	1135252	1135302	1135350	1135400	1135450	1135500	1135600
PN16 code	1135102	1135127	1135152	1135203	1135253	1135303	1135351	1135401	1135451	1135501	1135601

* PS: 10 bar for PN10 valves, 16 bar for PN16 valves.

1135 - Pneumatic actuated cast iron butterfly valve

Nickel plated GGG40 disc - EPDM seat - Lug type PN10/16 up to DN150, PN10 above - PS: 16 bar up to DN150, 10 bar above - TS: -10°C/+110°C.

SECTORIEL

PNEUMATIC ACTUATOR



DN	double acting	
	actuator	code
40	ADA20	262503015100
50	ADA20	262504015100
65	ADA40	262505015101
80	ADA40	262506015101
100	ADA80	262507015102
125	ADA80	262508015102
150	ADA130	262509015103
200	ADA200	262510015104
250	ADA300	262511015105
300	ADA500	262512015106



DN	spring return	
	actuator	code
40	ASR40	262503016101
50	ASR40	262504016101
65	ASR80	262505016102
80	ASR80	262506016102
100	ASR130	262507016103
125	ASR200	262508016104
150	ASR300	262509016105
200	ASR500	262510016106
250	ASR850	262511016107
300	ASR1200	262512016108

⚠ PN16 execution on request above DN150

1135 - Pneumatic actuated cast iron butterfly valve

Nickel-plated GGG40 disc - EPDM seat - Lug type PN10/16 up to DN150, PN10 above - PS: 16 bar up to DN150, 10 bar above - TS: -10°C/+110°C.

AlphaTR SECTORIEL



DN	double acting	
	actuator	code
40	RE51	262503017006R
50	RE51	262504017006R
65	RE64	262505017007R
80	RE64	262506017007R
100	RE76	262507017008R
125	RE76	262508017008R
150	RE86	262509017009R
200	RE101	262510017010R
250	RE116	262511017011R
300	RE126	262512017012R




DN	spring return	
	actuator	code
40	RES64	262503017107R
50	RES64	262504017107R
65	RES76	262505017108R
80	RES76	262506017108R
100	RES101	262507017110R
125	RES101	262508017110R
150	RES116	262509017111R
200	RES126	262510017112R
250	RES146	262511017113R
300	RES181	262512017115R

⚠ PN16 execution on request above DN150

1135 - Electric actuated cast iron butterfly valve

Nickel plated GGG40 disc - EPDM seat - Lug type PN10/16 up to DN150, PN10 above - PS: 16 bar, up to DN150, 10 bar above - TS: -10°C/+110°C.

SECTORIEL



DN	actuator	code
50	UMA3.5	262504022060
65	UMA3.5	262505022060
80	UMA3.5	262506022060
100	UMB7	262507022170
125	UMC10	262508022240
150	UVC15	262509022330
200	UVD25	262510022350
250	UVF50	262511022400
300	UVG60	262512022450



DN	actuator	code
50	SA05	262504023010
65	SA05	262505023010
80	SA05	262506023010
100	SA05	262507023010
125	NA09	262508023120
150	NA15	262509023130
200	NA15	262510023130
250	NA28	262511023150
300	NA60	262512023180

⚠ PN16 execution on request above DN150

1133 - Lever - Disc CF8M / Seat EPDM



DN	40	50	65	80	100	125	150	200	250	300
PS (bar)	16	16	16	16	16	16	16	10/16*	10/16*	10/16*
PN10 code	-	-	-	-	-	-	-	1133200	1133250	1133300
PN16 code	1133040	1133050	1133065	1133080	1133100	1133125	1133150	1133201	1133251	1133301

* PS: 10 bar for PN10 valves, 16 bar for PN16 valves.

1133 - Gearbox - Disc CF8M / Seat EPDM



DN	100	125	150	200	250	300	350	400	450	500	600
PS (bar)	16	16	16	10/16*	10/16*	10/16*	10	10	10	10	10
PN10 code	-	-	-	1133202	1133252	1133302	1133350	1133400	1133450	1133500	1133600
PN16 code	1133102	1133127	1133152	1133203	1133253	1133303	1133351	1133401	1133451	1133501	1133601

* PS: 10 bar for PN10 valves, 16 bar for PN16 valves.

1133 - Pneumatic actuated cast iron butterfly valve

CF8M disc - EPDM seat - Lug type PN10/16 up to DN150, PN10 above - PS: 16 bar up to DN150, 10 bar above - TS: -10°C/+110°C.

FCTREE SECTORIEL



DN	double acting	
	actuator	code
40	ADA20	262603015100
50	ADA20	262604015100
65	ADA40	262605015101
80	ADA40	262606015101
100	ADA80	262607015102
125	ADA80	262608015102
150	ADA130	262609015103
200	ADA200	262610015104
250	ADA300	262611015105
300	ADA500	262612015106



DN	spring return	
	actuator	code
40	ASR40	262603016101
50	ASR40	262604016101
65	ASR80	262605016102
80	ASR80	262606016102
100	ASR130	262607016103
125	ASR200	262608016104
150	ASR300	262609016105
200	ASR500	262610016106
250	ASR850	262611016107
300	ASR1200	262612016108

⚠ PN16 execution on request above DN150

PNEUMATIC ACTUATOR

1133 - Pneumatic actuated cast iron butterfly valve

CF8M disc - EPDM seat - Lug type PN10/16 up to DN150, PN10 above - PS: 16 bar up to DN150, 10 bar above - TS: -10°C/+110°C.

AlphaTR **SECTORIEL**



DN	double acting	
	actuator	code
40	RE51	262603017006R
50	RE51	262604017006R
65	RE64	262605017007R
80	RE64	262606017007R
100	RE76	262607017008R
125	RE76	262608017008R
150	RE86	262609017009R
200	RE101	262610017010R
250	RE116	262611017011R
300	RE126	262612017012R



⚠ PN16 execution on request above DN150

DN	spring return	
	actuator	code
40	RES64	262603017107R
50	RES64	262604017107R
65	RES76	262605017108R
80	RES76	262606017108R
100	RES101	262607017110R
125	RES101	262608017110R
150	RES116	262609017111R
200	RES126	262610017112R
250	RES146	262611017113R
300	RES181	262612017115R

ELECTRIC ACTUATOR

1133 - Electric actuated cast iron butterfly valve

CF8M disc - EPDM seat - Lug type PN10/16 up to DN150, PN10 above - PS: 16 bar up to DN150, 10 bar above - TS: -10°C/+110°C.

SECTORIEL



DN	actuator	code
50	UMA3.5	262604022060
65	UMA3.5	262605022060
80	UMA3.5	262606022060
100	UMC10	262607022240
125	UMC10	262608022240
150	UVC15	262609022330
200	UVD25	262610022350
250	UVF50	262611022400
300	UVG60	262612022450



⚠ PN16 execution on request above DN150

DN	actuator	code
50	SA05	262604023010
65	SA05	262605023010
80	SA05	262606023010
100	SA05	262607023010
125	NA09	262608023120
150	NA15	262609023130
200	NA15	262610023130
250	NA28	262611023150
300	NA60	262612023180

NEW



1131 - Lever - Disc CF8M / Seat NBR - TS: -10°C/+90°C

DN	40	50	65	80	100	125	150	200	250	300
PS (bar)	16	16	16	16	16	16	16	10/16*	10/16*	10/16*
PN10 code	-	-	-	-	-	-	-	1131200	1131250	1131300
PN16 code	1131040	1131050	1131065	1131080	1131100	1131125	1131150	1131201	1131251	1131301

* PS: 10 bar for PN10 valves, 16 bar for PN16 valves.

NEW



1131 - Gearbox - Disc CF8M / Seat NBR - TS: -10°C/+90°C

DN	100	125	150	200	250	300
PS (bar)	16	16	16	10/16*	10/16*	10/16*
PN10 code	-	-	-	1131202	1131252	1131302
PN16 code	1131102	1131127	1131152	1131203	1131253	1131303

* PS: 10 bar for PN10 valves, 16 bar for PN16 valves.

NEW

1131 - Pneumatic actuated cast iron butterfly valve
 CF8M disc - **NBR seat** - Lug type PN10/16 up to DN150, PN10 above -
 PS: 16 bar up to DN150, 10 bar above - TS: -10°C/+110°C.

SECTORIEL



DN	double acting	
	actuator	code
40	ADA20	262233015100
50	ADA20	262234015100
65	ADA40	262235015101
80	ADA40	262236015101
100	ADA80	262237015102
125	ADA80	262238015102
150	ADA130	262239015103
200	ADA200	262240015104
250	ADA300	262242015105
300	ADA500	262244015106



DN	spring return	
	actuator	code
40	ASR40	262233016101
50	ASR40	262234016101
65	ASR80	262235016102
80	ASR80	262236016102
100	ASR130	262237016103
125	ASR200	262238016104
150	ASR300	262239016105
200	ASR500	262240016106
250	ASR850	262242016107
300	ASR1200	262244016108

⚠ PN16 execution on request above DN150

NEW

1131 - Pneumatic actuated cast iron butterfly valve
 CF8M disc - **NBR seat** - Lug type PN10/16 up to DN150, PN10 above -
 PS: 16 bar up to DN150, 10 bar above - TS: -10°C/+110°C.

AlphaTR SECTORIEL



DN	double acting	
	actuator	code
40	RE51	262233017006R
50	RE51	262234017006R
65	RE64	262235017007R
80	RE64	262236017007R
100	RE76	262237017008R
125	RE76	262238017008R
150	RE86	262239017009R
200	RE101	262240017010R
250	RE116	262242017011R
300	RE126	262244017012R



DN	spring return	
	actuator	code
40	RES64	262233017107R
50	RES64	262234017107R
65	RES76	262235017108R
80	RES76	262236017108R
100	RES101	262237017110R
125	RES101	262238017110R
150	RES116	262239017111R
200	RES126	262240017112R
250	RES146	262242017113R
300	RES181	262244017115R

⚠ PN16 execution on request above DN150

NEW

1131 - Electric actuated cast iron butterfly valve
 CF8M disc - **NBR seat** - Lug type PN10/16 up to DN150, PN10 above -
 PS: 16 bar up to DN150, 10 bar above -TS: -10°C/+110°C.

SECTORIEL



DN	actuator	code
50	UMA3.5	262234022060
65	UMA3.5	262235022060
80	UMA3.5	262236022060
100	UMC10	262237022240
125	UMC10	262238022240
150	UVC15	262239022330
200	UVD25	262240022350
250	UVF50	262242022400
300	UVG60	262244022450



DN	actuator	code
50	SA05	262234023010
65	SA05	262235023010
80	SA05	262236023010
100	SA05	262237023010
125	NA09	262238023120
150	NA15	262239023130
200	NA15	262240023130
250	NA28	262242023150
300	NA60	262244023180

⚠ PN16 execution on request above DN150

Options & spare parts



1198 - Spare gearbox (only for butterfly valves 1125, 1123, 1121, 1135, 1133 & 1131)

DN	40	50	65	80	100	125	150	200	250	300
code	1198001	1198001	1198001	1198001	1198002	1198003	1198003	1198004	1198005	1198006



Spare lever (only for butterfly valves 1125, 1123, 1121, 1135, 1133 & 1131)

DN	40	50	65	80	100	125	150	200	250	300
code	9831244	9831244	9831244	9831244	9831249	9831245	9831245	9831246	9831247	9831248



Ductile iron - GGG40



2014/68/EU Directive N°0035 - Risk category III / module H - GGG40 body - Epoxy coated - ISO pad - PS: 16 bar up to DN300, 10 bar above - Supplied with gearbox above DN300.

CE 0035	ISO 9001	3.1 10 €/DN
------------	-------------	----------------

Face to face according to EN 558 series 20 / ISO pad according to ISO 5211

DN	40	50	65	80	100	125	150	200	250	300	350	400	450	500	600
face to face "E"	33	43	46	46	52	56	56	60	68	78	78	102	114	127	154
ISO pad	F07	F07	F07	F07	F07	F07	F07	F10	F10	F10	F10	F14	F14	F14	F16
square drive	9	9	9	9	11	14	14	17	22	22	22	27	27	36	36

Wafer - Between flanges PN10/16 & ANSI 150

1170 - Disc **GGG40 epoxy coated** / Seat **EPDM**

TS: -10°C/+110°C.



DN	32-40	50	65	80	100	125	150	200	250	300	350	400	450	500	600
PS (bar)	16	16	16	16	16	16	10	10	10	10	10	10	10	10	10
code	1170040	1170050	1170065	1170080	1170100	1170125	1170150	1170200	1170250	1170300	1170350	1170400	1170450	1170500	1170600

1173 - Disc **CF8M** / Seat **High temperature EPDM**

TS: -10°C/+130°C.

DN	32-40	50	65	80	100	125	150	200	250	300	350	400	450	500
PS (bar)	16	16	16	16	16	16	16	16	16	16	10	10	10	10
code	1173040	1173050	1173065	1173080	1173100	1173125	1173150	1173200	1173250	1173300	1173350	1173400	1173450	1173500

not on stock, on request.

1174 - Disc **Aluminium bronze** / Seat **NBR**

TS: -10°C/+90°C.

DN	32-40	50	65	80	100	125	150	200	250	300
PS (bar)	16	16	16	16	16	16	16	16	16	16
code	1174040	1174050	1174065	1174080	1174100	1174125	1174150	1174200	1174250	1174300

not on stock, on request.

Lug - Between flanges PN10/16

1175 - Disc **GGG40 epoxy coated** / Seat **EPDM**

TS: -10°C/+110°C.



DN	40	50	65	80	100	125	150	200	250	300	350	400
PS (bar)	16	16	16	16	16	16	16	10/16*	10/16*	10/16*	10/16*	10/16*
PN10 code	-	-	-	-	-	-	-	1175200	1175250	1175300	1175350	1175400
PN16 code	1175040	1175050	1175065	1175080	1175100	1175125	1175150	1175201	1175251	1175301	1175351	1175401

* PS: 10 bar for PN10 valves, 16 bar for PN16 valves.

1176 - Disc **CF8M** / Seat **High temperature EPDM**

TS: -10°C/+130°C.

DN	40	50	65	80	100	125	150	200	250	300
PS (bar)	16	16	16	16	16	16	16	10/16*	10/16*	10/16*
PN10 code	-	-	-	-	-	-	-	1176200	1176250	1176300
PN16 code	1176040	1176050	1176065	1176080	1176100	1176125	1176150	1176201	1176251	1176301

* PS: 10 bar for PN10 valves, 16 bar for PN16 valves.

not on stock, on request.

Options & spare parts



MOUNTING
12 €/pc

1192 - Spare gearbox (only for butterfly valves 1170, 1173, 1174, 1175 & 1176)

DN	40	50	65	80	100	125	150	200	250	300
code	1192001	1192001	1192001	1192001	1192002	1192003	1192003	1192004	1192005	1192006

Spare lever (only for butterfly valves 1170, 1173, 1174, 1175 & 1176)

DN	40	50	65	80	100	125	150	200	250	300
code	9831150	9831150	9831150	9831150	9831151	9831152	9831152	9831153	9831154	9831154

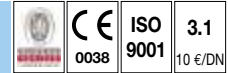
Spare seat

Spare EPDM & NBR seats available on request, please consult

Ductile iron - GGG50



2014/68/EU Directive N°0038 - Risk category III / module H - Bureau Veritas Marine approval N°14087/COBV - GGG50 body - Rilsan coated - ISO pad - PS: 16 bar up to DN300, 10 bar above - Gearbox recommended above DN200 - Supplied bare shaft above DN300 or with gearbox on specific reference.



Face to face according to EN 558 series 20 / ISO pad according to ISO 5211

DN	40	50	65	80	100	125	150	200	250	300	350	400	450	500	600
face to face "E"	33	43	46	46	52	56	56	60	68	78	78	102	114	127	154
ISO pad	F7	F7	F7	F7	F7	F7	F7	F7	F10	F10	F14	F14	F14	F14	F16
square drive	8	8	9	11	11	14	14	17	19	22	22	27	Ø 50*	Ø 50*	Ø 60*

* splined shaft.

■ Wafer - Between flanges PN10/16 & ANSI 150 (up to DN400 / PN10 above)

1150 - Disc **CF8M** up to DN100, Disc **GGG50 epoxy coated** from DN125 to DN300, Disc **GGG50 rilsan coated** above / Seat **EPDM**

TS: -10°C/+110°C.



DN	32-40	50	65	80	100	125	150	200	250	300
PS (bar)	16	16	16	16	16	16	16	16	16	16
lever code	1150040	1150050	1150065	1150080	1150100	1150125	1150150	1150200	1150250	1150300

DN	350	400	450	500	600
PS (bar)	10	10	10	10	10
lever code	1150350	1150400	1150450	1150500	1150600
gearbox code	1150352	1150402	1150452	1150502	1150602

■ not on stock, on request.

Manual valves equipped with SF012 limit switch box IP67 - SPDT 250V-5A (see features page 164).

1150 - Disc **GGG50** (Disc **CF8M** up to DN100) / Seat **EPDM**



DN	code
40	2603030462012
50	2603040462012
65	2603050462012
80	2603060462012
100	2603070462012
125	2603080462012
150	2603090462012
200	2603100462012

1150 - Pneumatic actuated ductile iron butterfly valve

GGG50 disc (CF8M disc up to DN100) - EPDM seat - PS: 16 bar up to DN200, 10 bar above - TS: -5°C/+110°C.



PNEUMATIC ACTUATOR



DN	double acting	
	actuator	code
32-40	ADA20	260303015100
50	ADA20	260304015100
65	ADA40	260305015101
80	ADA40	260306015101
100	ADA80	260307015102
125	ADA80	260308015102
150	ADA130	260309015103
200	ADA200	260310015104
250	ADA300	260311015105
300	ADA500	260312015106
350	ADA850	260313015107
400	ADA1200	260314015108



DN	spring return	
	actuator	code
32-40	ASR40	260303016101
50	ASR40	260304016101
65	ASR80	260305016102
80	ASR80	260306016102
100	ASR130	260307016103
125	ASR200	260308016104
150	ASR300	260309016105
200	ASR500	260310016106
250	ASR500	260311016106
300	ASR850	260312016107
350	ASR1200	260313016108
400	ASR2500	260314016111

PNEUMATIC ACTUATOR

1150 - Pneumatic actuated ductile iron butterfly valve

GGG50 disc (CF8M disc up to DN100) - EPDM seat -
PS: 16 bar up to DN200, 10 bar above - TS: -10°C/+110°C.

AlphaTR **SECTORIEL**



DN	double acting	
	actuator	code
32-40	RE51	260303017006R
50	RE51	260304017006R
65	RE64	260305017007R
80	RE64	260306017007R
100	RE76	260307017008R
125	RE76	260308017008R
150	RE86	260309017009R
200	RE101	260310017010R
250	RE116	260311017011R
300	RE126	260312017012R
350	RE161	260313017014R
400	RE201	260314017016R



DN	spring return	
	actuator	code
32-40	RES64	260303017107R
50	RES64	260304017107R
65	RES76	260305017108R
80	RES76	260306017108R
100	RES86	260307017109R
125	RES101	260308017110R
150	RES116	260309017111R
200	RES126	260310017112R
250	RES146	260311017113R
300	RES181	260312017115R
350	RES201	260313017116R
400	RES271	260314017117R

ELECTRIC ACTUATOR

1150 - Electric actuated ductile iron butterfly valve

GGG50 disc (CF8M disc up to DN100) - EPDM seat -
PS: 16 bar up to DN300, 10 bar above - TS: -10°C/+90°C - ⚠ 230V actuator up to DN350, 3-400V above.

SECTORIEL



DN	actuator	code
32-40	UMA3.5	260303022060
50	UMA3.5	260304022060
65	UMA3.5	260305022060
80	UMA3.5	260306022060
100	UMB7	260307022170
125	UMC10	260308022240
150	UVC15	260309022330
200	UVC15	260310022330
250	UVD25	260311022350
300	UVF50	260312022400
350	UVG60	260313022450



DN	actuator	code
32-40	SA05	260303023010
50	SA05	260304023010
65	SA05	260305023010
80	SA05	260306023010
100	SA05	260307023010
125	NA09	260308023120
150	NA15	260309023130
200	NA15	260310023130
250	NA28	260311023150
300	NA38	260312023160
350	NA60	260313023180
400	NA100	260314023203
450	NA200	260315023223
500	NA250	260316023233

1153 - Disc CF8M / Seat EPDM

TS: -10°C/+110°C.



DN	32-40	50	65	80	100	125	150	200	250	300
PS (bar)	16	16	16	16	16	16	16	16	16	16
lever code	1153040	1153050	1153065	1153080	1153100	1153125	1153150	1153200	1153250	1153300
gearbox code	-	-	-	-	-	-	1153152	1153202	1153252	1153302

DN	350	400	450	500
PS (bar)	10	10	10	10
lever code	1153350	1153400	1153450	1153500
gearbox code	1153352	1153402	1153452	1153502

not on stock, on request.



Manual valves equipped with SF012 limit switch box IP67 - SPDT 250V-5A (see features page 164).

1153 - Disc **CF8M** / Seat **EPDM**

DN	code
40	2603630462012
50	2603640462012
65	2603650462012
80	2603660462012
100	2603670462012
125	2603680462012
150	2603690462012
200	2603700462012

1153 - Pneumatic actuated ductile iron butterfly valve

CF8M disc - **EPDM seat** - PS: 16 bar up to DN200, 10 bar above - TS: -10°C/+110°C.



DN	double acting	
	actuator	code
32-40	ADA20	260363015100
50	ADA20	260364015100
65	ADA40	260365015101
80	ADA40	260366015101
100	ADA80	260367015102
125	ADA80	260368015102
150	ADA130	260369015103
200	ADA200	260370015104
250	ADA300	260371015105
300	ADA500	260372015106
350	ADA850	260373015107
400	ADA1200	260374015108



DN	spring return	
	actuator	code
32-40	ASR40	260363016101
50	ASR40	260364016101
65	ASR80	260365016102
80	ASR80	260366016102
100	ASR130	260367016103
125	ASR200	260368016104
150	ASR300	260369016105
200	ASR500	260370016106
250	ASR500	260371016106
300	ASR850	260372016107
350	ASR1200	260373016108
400	ASR2500	260374016111

1153 - Pneumatic actuated ductile iron butterfly valve

CF8M disc - **EPDM seat** - PS: 16 bar up to DN200, 10 bar above - TS: -10°C/+110°C.



DN	double acting	
	actuator	code
32-40	RE51	260363017006R
50	RE51	260364017006R
65	RE64	260365017007R
80	RE64	260366017007R
100	RE76	260367017008R
125	RE76	260368017008R
150	RE86	260369017009R
200	RE101	260370017010R
250	RE116	260371017011R
300	RE126	260372017012R
350	RE161	260373017014R
400	RE201	260374017016R



DN	spring return	
	actuator	code
32-40	RES64	260363017107R
50	RES64	260364017107R
65	RES76	260365017108R
80	RES76	260366017108R
100	RES86	260367017109R
125	RES101	260368017110R
150	RES116	260369017111R
200	RES126	260370017112R
250	RES146	260371017113R
300	RES181	260372017115R
350	RES201	260373017116R
400	RES271	260374017117R

1153 - Electric actuated ductile iron butterfly valve

CF8M disc - **EPDM seat** - PS: 16 bar up to DN300, 10 bar above - TS: -10°C/+90°C.



DN	actuator	code
32-40	UMA3.5	260363022060
50	UMA3.5	260364022060
65	UMA3.5	260365022060
80	UMA3.5	260366022060
100	UMB7	260367022170
125	UMC10	260368022240
150	UVC15	260369022330
200	UVC15	260370022330
250	UVD25	260371022350
300	UVF50	260372022400
350	UVG60	260373022450



DN	actuator	code
32-40	SA05	260363023010
50	SA05	260364023010
65	SA05	260365023010
80	SA05	260366023010
100	SA05	260367023010
125	NA09	260368023120
150	NA15	260369023130
200	NA15	260370023130
250	NA28	260371023150
300	NA38	260372023160
350	NA60	260373023180

1149 - Disc CF8M / Seat High temperature EPDM
TS: -10°C/+130°C.



DN	32-40	50	65	80	100	125	150	200	250	300
PS (bar)	16	16	16	16	16	16	16	16	16	16
code	1149040	1149050	1149065	1149080	1149100	1149125	1149150	1149200	1149250	1149300
DN	350	400	450	500						
PS (bar)	10	10	10	10						
code	1149350	1149400	1149450	1149500						

not on stock, on request.

1152 - Disc CF8M up to DN100, Disc GGG50 epoxy coated from DN125 to DN300, Disc GGG50 rilsan coated above / Seat NBR
TS: -10°C/+90°C.



DN	32-40	50	65	80	100	125	150	200	250	300
PS (bar)	16	16	16	16	16	16	16	16	16	16
lever code	1152040	1152050	1152065	1152080	1152100	1152125	1152150	1152200	1152250	1152300
DN	350	400	450	500						
PS (bar)	10	10	10	10						
lever code	1152350	1152400	1152450	1152500						
gearbox code	1152352	1152402	1152452	1152502						

not on stock, on request.

1152 - Pneumatic actuated ductile iron butterfly valve

GGG50 disc (CF8M disc up to DN100) - NBR seat -
PS: 16 bar up to DN200, 10 bar above - TS: -10°C/+90°C.



PNEUMATIC ACTUATOR



DN	double acting	
	actuator	code
32-40	ADA20	260333015100
50	ADA20	260334015100
65	ADA40	260335015101
80	ADA40	260336015101
100	ADA80	260337015102
125	ADA80	260338015102
150	ADA130	260339015103
200	ADA200	260340015104
250	ADA300	260341015105



DN	spring return	
	actuator	code
32-40	ASR40	260333016101
50	ASR40	260334016101
65	ASR80	260335016102
80	ASR80	260336016102
100	ASR130	260337016103
125	ASR200	260338016104
150	ASR300	260339016105
200	ASR500	260340016106
250	ASR500	260341016106

1152 - Pneumatic actuated ductile iron butterfly valve

GGG50 disc (CF8M disc up to DN100) - NBR seat -
PS: 16 bar up to DN200, 10 bar above - TS: -10°C/+90°C.



PNEUMATIC ACTUATOR



DN	double acting	
	actuator	code
32-40	RE51	260333017006R
50	RE51	260334017006R
65	RE64	260335017007R
80	RE64	260336017007R
100	RE76	260337017008R
125	RE76	260338017008R
150	RE86	260339017009R
200	RE101	260340017010R
250	RE116	260341017011R
300	RE126	260342017012R
350	RE161	260343017014R
400	RE201	260344017016R



DN	spring return	
	actuator	code
32-40	RES64	260333017107R
50	RES64	260334017107R
65	RES76	260335017108R
80	RES76	260336017108R
100	RES86	260337017109R
125	RES101	260338017110R
150	RES116	260339017111R
200	RES126	260340017112R
250	RES146	260341017113R
300	RES181	260342017115R
350	RES201	260343017116R
400	RES271	260344017117R

ELECTRIC ACTUATOR

1152 - Electric actuated ductile iron butterfly valve

GGG50 disc (CF8M disc up to DN100) - NBR seat - PS: 16 bar up to DN300, 10 bar above - TS: -10°C/+80°C.



DN	actuator	code
32-40	UMA3.5	260333022060
50	UMA3.5	260334022060
65	UMA3.5	260335022060
80	UMA3.5	260336022060
100	UMB7	260337022170
125	UMC10	260338022240
150	UVC15	260339022330
200	UVC15	260340022330
250	UVD25	260341022350
300	UVF50	260342022400
350	UVG60	260343022450



DN	actuator	code
32-40	SA05	260333023010
50	SA05	260334023010
65	SA05	260335023010
80	SA05	260336023010
100	SA05	260337023010
125	NA09	260338023120
150	NA15	260339023130
200	NA15	260340023130
250	NA28	260341023150
300	NA38	260342023160
350	NA60	260343023180
400	NA100	260344023200



1151 - Disc CF8M / Seat NBR

TS: -10°C/+90°C.

DN	32-40	50	65	80	100	125	150	200	250	300
PS (bar)	16	16	16	16	16	16	16	16	16	16
code	1151040	1151050	1151065	1151080	1151100	1151125	1151150	1151200	1151250	1151300

PNEUMATIC ACTUATOR

1151 - Pneumatic actuated ductile iron butterfly valve

CF8M disc - NBR seat - PS: 16 bar - TS: -10°C/+90°C.



DN	double acting	
	actuator	code
32-40	ADA20	260440015100
50	ADA20	260441015100
65	ADA40	260442015101
80	ADA40	260443015101
100	ADA80	260444015102
125	ADA80	260445015102
150	ADA130	260446015103
200	ADA200	260447015104



DN	spring return	
	actuator	code
32-40	ASR40	260440016101
50	ASR40	260441016101
65	ASR80	260442016102
80	ASR80	260443016102
100	ASR130	260444016103
125	ASR200	260445016104
150	ASR300	260446016105
200	ASR500	260447016106

PNEUMATIC ACTUATOR

1151 - Pneumatic actuated ductile iron butterfly valve

CF8M disc - NBR seat - PS: 16 bar - TS: -10°C/+90°C.



DN	double acting	
	actuator	code
50	RE51	260441017006R
65	RE64	260442017007R
80	RE64	260443017007R
100	RE76	260444017008R
125	RE76	260445017008R
150	RE86	260446017009R
200	RE101	260447017010R



DN	spring return	
	actuator	code
50	RES64	260441017107R
65	RES76	260442017108R
80	RES76	260443017108R
100	RES86	260444017109R
125	RES101	260445017110R
150	RES116	260446017111R
200	RES126	260447017112R

ELECTRIC ACTUATOR

1151 - Electric actuated ductile iron butterfly valve

CF8M disc - NBR seat - PS: 16 bar - TS: -10°C/+80°C.



DN	actuator	code
32-40	UMA3.5	260440022060
50	UMA3.5	260441022060
65	UMA3.5	260442022060
80	UMA3.5	260443022060
100	UMB7	260444022170
125	UMC10	260445022240
150	UVC15	260446022330
200	UVC15	260447022330
250	UVD25	260448022350
300	UVF50	260449022400



DN	actuator	code
32-40	SA05	260440023010
50	SA05	260441023010
65	SA05	260442023010
80	SA05	260443023010
100	SA05	260444023010
125	NA09	260445023120
150	NA15	260446023130
200	NA15	260447023130
250	NA28	260448023150
300	NA38	260449023160



1156 - Disc CF8M / Seat White NBR
TS: -10°C/+90°C.

DN	32-40	50	65	80	100	125	150	200	250	300
PS (bar)	16	16	16	16	16	16	16	16	16	16
code	1156040	1156050	1156065	1156080	1156100	1156125	1156150	1156200	1156250	1156300



1158 - Disc Aluminium bronze / Seat NBR
TS: -10°C/+90°C.

DN	32-40	50	65	80	100	125	150	200	250	300
PS (bar)	16	16	16	16	16	16	16	16	16	16
code	1158040	1158050	1158065	1158080	1158100	1158125	1158150	1158200	1158250	1158300
DN	350	400	450	500						
PS (bar)	10	10	10	10						
code	1158350	1158400	1158450	1158500						

■ not on stock, on request.

ELECTRIC ACTUATOR

1158 - Electric ductile iron butterfly valve
Aluminium bronze disc - NBR seat - PS: 16 bar - TS: -10°C/+80°C.

SECTORIEL



DN	actuator	code
32-40	UMA3.5	260513022060
50	UMA3.5	260514022060
65	UMA3.5	260515022060
80	UMA3.5	260516022060
100	UMB7	260517022170
125	UMC10	260518022240
150	UVC15	260519022330
200	UVC15	260520022330



DN	actuator	code
32-40	SA05	260513023010
50	SA05	260514023010
65	SA05	260515023010
80	SA05	260516023010
100	SA05	260517023010
125	NA09	260518023120
150	NA15	260519023130
200	NA15	260520023130



1147 - Disc CF8M up to DN100, Disc GGG50 epoxy coated above / Seat Carboxylated NBR
TS: -10°C/+90°C.

DN	32-40	50	65	80	100	125	150	200	250	300
PS (bar)	16	16	16	16	16	16	16	16	16	16
code	1147040	1147050	1147065	1147080	1147100	1147125	1147150	1147200	1147250	1147300

PNEUMATIC ACTUATOR

1147 - Pneumatic actuated ductile iron butterfly valve
GGG50 disc (CF8M disc up to DN100) - Carboxylated NBR seat - PS: 16 bar - TS: -10°C/+90°C.

SECTORIEL



DN	double acting	
	actuator	code
32-40	ADA20	260563015100
50	ADA20	260564015100
65	ADA40	260565015101
80	ADA40	260566015101
100	ADA80	260567015102
125	ADA80	260568015102
150	ADA130	260569015103
200	ADA200	260570015104



DN	spring return	
	actuator	code
32-40	ASR40	260563016101
50	ASR40	260564016101
65	ASR80	260565016102
80	ASR80	260566016102
100	ASR130	260567016103
125	ASR200	260568016104
150	ASR300	260569016105
200	ASR500	260570016106

PNEUMATIC ACTUATOR

1147 - Pneumatic actuated ductile iron butterfly valve

GGG50 disc (CF8M disc up to DN100) - Carboxylated NBR seat - PS: 16 bar - TS: -10°C/+90°C.

AlphaTR SECTORIEL



DN	double acting	
	actuator	code
32-40	RE51	260563017006R
50	RE51	260564017006R
65	RE64	260565017007R
80	RE64	260566017007R
100	RE76	260567017008R
125	RE76	260568017008R
150	RE86	260569017009R
200	RE101	260570017010R



DN	spring return	
	actuator	code
32-40	RES64	260563017107R
50	RES64	260564017107R
65	RES76	260565017108R
80	RES76	260566017108R
100	RES86	260567017109R
125	RES101	260568017110R
150	RES116	260569017111R
200	RES126	260570017112R

1154 - Disc CF8M / Seat FKM

TS: -5°C/+180°C.



DN	32-40	50	65	80	100	125	150	200	250	300
PS (bar)	16	16	16	16	16	16	16	16	16	16
lever code	1154040	1154050	1154065	1154080	1154100	1154125	1154150	1154200	1154250	1154300

DN	350	400	450	500
PS (bar)	10	10	10	10
lever code	1154350	1154400	1154450	1154500
gearbox code	1154352	1154402	-	-

not on stock, on request.

PNEUMATIC ACTUATOR

1154 - Pneumatic actuated ductile iron butterfly valve

CF8M disc - FKM seat - PS: 16 bar - TS: -5°C/+150°C.

SECTORIEL



DN	double acting	
	actuator	code
32-40	ADA20	260393015100
50	ADA20	260394015100
65	ADA40	260395015101
80	ADA40	260396015101
100	ADA80	260397015102
125	ADA80	260398015102
150	ADA130	260399015103
200	ADA200	260400015104
250	ADA300	260401015105
300	ADA500	260402015106



DN	spring return	
	actuator	code
32-40	ASR40	260393016101
50	ASR40	260394016101
65	ASR80	260395016102
80	ASR80	260396016102
100	ASR130	260397016103
125	ASR200	260398016104
150	ASR300	260399016105
200	ASR500	260400016106
250	ASR500	260401016106
300	ASR850	260402016107

PNEUMATIC ACTUATOR

1154 - Pneumatic ductile iron butterfly valve

CF8M disc - FKM seat - PS: 16 bar - TS: -5°C/+150°C.

AlphaTR SECTORIEL



DN	double acting	
	actuator	code
32-40	RE51	260393017006R
50	RE51	260394017006R
65	RE64	260395017007R
80	RE64	260396017007R
100	RE76	260397017008R
125	RE76	260398017008R
150	RE86	260399017009R
200	RE101	260400017010R
250	RE116	260401017011R
300	RE126	260402017012R



DN	spring return	
	actuator	code
32-40	RES64	260393017107R
50	RES64	260394017107R
65	RES76	260395017108R
80	RES76	260396017108R
100	RES86	260397017109R
125	RES101	260398017110R
150	RES116	260399017111R
200	RES126	260400017112R
250	RES146	260401017113R
300	RES181	260402017115R

ELECTRIC ACTUATOR

1154 - Electric actuated ductile iron butterfly valve

CF8M disc - FKM seat - PS: 16 bar up to DN300, 10 bar above - TS: -5°C/+150°C.



DN	actuator	code
32-40	UMA3.5	260393022060
50	UMA3.5	260394022060
65	UMA3.5	260395022060
80	UMA3.5	260396022060
100	UMB7	260397022170
125	UMC10	260398022240
150	UVC15	260399022330
200	UVC15	260400022330
250	UVD25	260401022350
300	UVF50	260402022400



DN	actuator	code
32-40	SA05	260393023010
50	SA05	260394023010
65	SA05	260395023010
80	SA05	260396023010
100	SA05	260397023010
125	NA09	260398023120
150	NA15	260399023130
200	NA15	260400023130
250	NA28	260401023150
300	NA38	260402023160
350	NA60	260403023180
400	NA100	260404023200



1157 - Disc CF8M / Seat Silicone

TS: -30°C/+150°C.

DN	32-40	50	65	80	100	125	150	200	250	300
PS (bar)	16	16	16	16	16	16	16	16	16	16
code	1157040	1157050	1157065	1157080	1157100	1157125	1157150	1157200	1157250	1157300

not on stock, on request.

PNEUMATIC ACTUATOR

1157 - Pneumatic actuated ductile iron butterfly valve

CF8M disc - Silicone seat - PS: 16 bar - TS: -15°C/+150°C.



DN	double acting	
	actuator	code
32-40	ADA20	260483015100
50	ADA20	260484015100
65	ADA40	260485015101
80	ADA40	260486015101
100	ADA80	260487015102
125	ADA80	260488015102
150	ADA130	260489015103
200	ADA200	260490015104



DN	spring return	
	actuator	code
32-40	ASR40	260483016101
50	ASR40	260484016101
65	ASR80	260485016102
80	ASR80	260486016102
100	ASR130	260487016103
125	ASR200	260488016104
150	ASR300	260489016105
200	ASR500	260490016106

PNEUMATIC ACTUATOR

1157 - Pneumatic actuated ductile iron butterfly valve

CF8M disc - Silicone seat - PS: 16 bar - TS: -15°C/+150°C.



DN	double acting	
	actuator	code
40	RE51	260483017006R
50	RE51	260484017006R
65	RE64	260485017007R
80	RE64	260486017007R
100	RE76	260487017008R
125	RE76	260488017008R
150	RE86	260489017009R
200	RE101	260490017010R



DN	spring return	
	actuator	code
40	RES64	260483017107R
50	RES64	260484017107R
65	RES76	260485017108R
80	RES76	260486017108R
100	RES86	260487017109R
125	RES101	260488017110R
150	RES116	260489017111R
200	RES126	260490017112R



1183 - Disc Polished CF8M / Seat Alimentary silicone
TS: -30°C/+150°C.



DN	32-40	50	65	80	100	125	150	200	250	300
PS (bar)	16	16	16	16	16	16	16	16	16	16
code	1183040	1183050	1183065	1183080	1183100	1183125	1183150	1183200	1183250	1183300

PNEUMATIC ACTUATOR



1183 - Pneumatic actuated ductile iron butterfly valve

Polished CF8M disc - Alimentary silicone seat - PS: 16 bar - TS: -15°C/+150°C.



DN	double acting	
	actuator	code
50	ADA20	260495015100
65	ADA40	260496015101
80	ADA40	260497015101
100	ADA80	260498015102
125	ADA80	260499015102
150	ADA130	260500015103
200	ADA200	260501015104
250	ADA300	260502015105
300	ADA500	260503015106



DN	spring return	
	actuator	code
50	ASR40	260495016101
65	ASR80	260496016102
80	ASR80	260497016102
100	ASR130	260498016103
125	ASR200	260499016104
150	ASR300	260500016105
200	ASR500	260501016106
250	ASR500	260502016106
300	ASR850	260503016107

PNEUMATIC ACTUATOR



1183 - Pneumatic actuated ductile iron butterfly valve

Polished CF8M disc - Alimentary silicone seat - PS: 16 bar - TS: -15°C/+150°C.



DN	double acting	
	actuator	code
50	RE51	260495017006R
65	RE64	260496017007R
80	RE64	260497017007R
100	RE76	260498017008R
125	RE76	260499017008R
150	RE86	260500017009R
200	RE101	260501017010R
250	RE116	260502017011R
300	RE126	260503017012R



DN	spring return	
	actuator	code
50	RES64	260495017107R
65	RES64	260496017107R
80	RES76	260497017108R
100	RES76	260498017108R
125	RES86	260499017109R
150	RES101	260500017110R
200	RES116	260501017111R
250	RES146	260502017113R
300	RES181	260503017115R



1141 - Disc CF8M up to DN100, Disc GGG50 epoxy coated above / Seat NBR
For gas - PS: 5 bar (class MOP5) - TS: -20°C/+60°C.



DN	32-40	50	65	80	100	125	150	200
PS (bar)	5	5	5	5	5	5	5	5
code	1141040	1141050	1141065	1141080	1141100	1141125	1141150	1141200

Manual valves equipped with Atex SK012 limit switch box IP67 - SPDT 250V-5A (see features page 165) - Protection rating C € II 2G Ex d IIC T6/T5/T4 & C € II 2D Ex tb IIIC T85°/100°C/135°C Db IP66-67



1141 - Disc **GGG50** (Disc **CF8M** up to DN100) / Seat **NBR**.

DN	code
40	2605930477012
50	2605940477012
65	2605950477012
80	2605960477012
100	2605970477012
125	2605980477012
150	2605990477012
200	2606000477012

PNEUMATIC ACTUATOR

1141 - Pneumatic actuated ductile iron butterfly valve for gas service

GGG50 disc (CF8M disc up to DN100) - **NBR seat** - PS: 16 bar - TS: -20°C/+60°C - Class MOP5 - Certificate NF ROB GAZ 064-R3 up to 5 bar.



DN	double acting	
	actuator	code
32-40	ADA20	260593015100
50	ADA20	260594015100
65	ADA40	260595015101
80	ADA40	260596015101
100	ADA80	260597015102
125	ADA80	260598015102
150	ADA130	260599015103
200	ADA200	260600015104



DN	spring return	
	actuator	code
32-40	ASR40	260593016101
50	ASR40	260594016101
65	ASR80	260595016102
80	ASR80	260596016102
100	ASR130	260597016103
125	ASR200	260598016104
150	ASR300	260599016105
200	ASR500	260600016106

PNEUMATIC ACTUATOR

1141 - Pneumatic actuated ductile iron butterfly valve for gas service

GGG50 disc (CF8M disc up to DN100) - **NBR seat** - PS: 16 bar - TS: -20°C/+60°C - Class MOP5 - Certificate NF ROB GAZ 064-R3 up to 5 bar.



DN	double acting	
	actuator	code
32-40	RE51	260593017006R
50	RE51	260594017006R
65	RE64	260595017007R
80	RE64	260596017007R
100	RE76	260597017008R
125	RE76	260598017008R
150	RE86	260599017009R
200	RE101	260600017010R



DN	spring return	
	actuator	code
32-40	RES64	260593017107R
50	RES64	260594017107R
65	RES76	260595017108R
80	RES76	260596017108R
100	RES86	260597017109R
125	RES101	260598017110R
150	RES116	260599017111R
200	RES126	260600017112R

ELECTRIC ACTUATOR

1141 - Electric actuated ductile iron butterfly valve for gas service

GGG50 disc (CF8M disc up to DN100) - **NBR seat** - PS: 16 bar - TS: -10°C/+60°C - Class MOP5 - Certificate NF ROB GAZ 064-R3 up to 5 bar.



DN	actuator	code
32-40	SA05	260593023010
50	SA05	260594023010
65	SA05	260595023010
80	SA05	260596023010
100	SA05	260597023010
125	NA09	260598023120
150	NA15	260599023130
200	NA15	260600023130



DN	actuator	ATEX code
32-40	SA05-X	260593023310
50	SA05-X	260594023310
65	SA05-X	260595023310
80	SA05-X	260596023310
100	SA05-X	260597023310
125	NA09-X	260598023330
150	NA15-X	260599023340
200	NA15-X	260600023340



1145 - Disc CF8M / Seat Teflon® with silicone liner
TS: -25°C/+200°C.



DN	32-40	50	65	80	100	125	150	200	250*	300*
PS (bar)	16	16	16	16	16	16	16	10	10	10
code	1145040	1145050	1145065	1145080	1145100	1145125	1145150	1145200	1145250	1145300

* Includes gearbox.

PNEUMATIC ACTUATOR



1145 - Pneumatic actuated ductile iron butterfly valve

CF8M disc - Teflon® seat with silicone liner - PS: 16 bar - TS: -15°C/+200°C.



DN	double acting	
	actuator	code
50	ADA40	260545015101
65	ADA80	260546015102
80	ADA80	260547015102
100	ADA130	260548015103
125	ADA200	260549015104
150	ADA300	260550015105
200	ADA300	260551015105
250	ADA850	260552015107
300	ADA850	260553015107



DN	spring return	
	actuator	code
50	ASR130	260545016103
65	ASR130	260546016103
80	ASR200	260547016104
100	ASR300	260548016105
125	ASR500	260549016106
150	ASR500	260550016106
200	ASR850	260551016107
250	ASR1200	260552016108
300	ASR2100	260553016110

PNEUMATIC ACTUATOR



1145 - Pneumatic actuated ductile iron butterfly valve

CF8M disc - Teflon® seat with silicone liner - PS: 16 bar - TS: -15°C/+200°C.



DN	double acting	
	actuator	code
50	RE76	260545017008R
65	RE76	260546017008R
80	RE86	260547017009R
100	RE86	260548017009R
125	RE101	260549017010R
150	RE116	260550017011R
200	RE116	260551017011R
250	RE146	260552017013R
300	RE161	260553017014R



DN	spring return	
	actuator	code
50	RES101	260545017110R
65	RES101	260546017110R
80	RES116	260547017111R
100	RES116	260548017111R
125	RES146	260549017113R
150	RES146	260550017113R
200	RES161	260551017114R
250	RES201	260552017116R
300	RES241	260553017118R



1155 - Disc CF8M + Teflon® / Seat Teflon® with silicone liner
TS: -25°C/+200°C.



DN	32-40	50	65	80	100	125	150	200	250*	300*
PS (bar)	16	16	16	16	16	16	16	10	10	10
code	1155040	1155050	1155065	1155080	1155100	1155125	1155150	1155200	1155250	1155300

* Includes gearbox.

PNEUMATIC ACTUATOR



1155 - Ductile iron butterfly valve

CF8M + Teflon® disc - Teflon® seat with silicone liner - PS: 16 bar - TS: -15°C/+200°C.



DN	double acting	
	actuator	code
50	ADA40	260424015101
65	ADA80	260425015102
80	ADA80	260426015102
100	ADA130	260427015103
125	ADA200	260428015104
150	ADA300	260429015105
200	ADA300	260430015105



DN	spring return	
	actuator	code
50	ASR130	260424016103
65	ASR130	260425016103
80	ASR200	260426016104
100	ASR300	260427016105
125	ASR500	260428016106
150	ASR500	260429016106
200	ASR850	260430016107

PNEUMATIC ACTUATOR

1155 - Ductile iron butterfly valve

CF8M + PTFE disc - Teflon® seat with silicone liner - PS: 16 bar - TS: -15°C/+200°C.

AlphaTR **SECTORIEL**



DN	double acting	
	actuator	code
50	RE64	260424017007R
65	RE76	260425017008R
80	RE76	260426017008R
100	RE86	260427017009R
125	RE86	260428017009R
150	RE101	260429017010R
200	RE116	260430017011R



DN	spring return	
	actuator	code
50	RES86	260424017109R
65	RES101	260425017110R
80	RES101	260426017110R
100	RES116	260427017111R
125	RES116	260428017111R
150	RES126	260429017112R
200	RES161	260430017114R



1144 - Disc CF8M up to DN100, Disc GGG50 epoxy coated above / Seat EPDM

For fire network - FM approved - With gearbox & limit switches - TS: -10°C/+110°C.



DN	50	65	80	100	125	150	200	250	300
PS (bar)	16	16	16	16	16	16	16	16	16
code	1144050	1144065	1144080	1144100	1144125	1144150	1144200	1144250	1144300



1148 - Disc CF8M up to DN100, Disc GGG50 epoxy coated above / Seat EPDM

For fire network - Acc. to APSAD R1 - With gearbox - TS: -10°C/+110°C.



DN	50	65	80	100	125	150	200	250	300
PS (bar)	16	16	16	16	16	16	16	16	16
code	1148050	1148065	1148080	1148100	1148125	1148150	1148200	1148250	1148300



1142 - Disc CF8M up to DN100, Disc GGG50 epoxy coated above / Seat EPDM

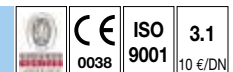
For fire network - Acc. to APSAD R1 - With gearbox & limit switches - TS: -10°C/+110°C.



DN	50	65	80	100	125	150	200	250	300
PS (bar)	16	16	16	16	16	16	16	16	16
code	1142050	1142065	1142080	1142100	1142125	1142150	1142200	1142250	1142300



2014/68/EU Directive N°0038 - Risk category III / module H - Bureau Veritas Marine approval N°14087/COBV - GGG50 body - Rilsan coated - ISO pad - PS: 25 bar - Gearbox recommended above DN200.



Wafer - Between flanges PN25

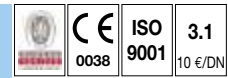
1187 - Disc CF8M / Seat EPDM

TS: -20°C/+110°C

DN	50	65	80	100	125	150
PS (bar)	25	25	25	25	25	25
code	1187050	1187065	1187080	1187100	1187125	1187150



2014/68/EU Directive N°0038 - Risk category III / module H - Bureau Veritas Marine approval N°14087/COBV - GGG50 body - Rilsan coated - ISO pad - PS: 25 bar up to DN300, 10 bar above - Gearbox recommended above DN200 - Supplied bare shaft above DN300 or with gearbox on specific reference.



■ Lug - Between flanges PN10/16



1160 - Disc **CF8M** up to DN100, Disc **GGG50 epoxy coated** from DN125 to DN300, Disc **GGG50 rilsan coated** above / Seat **EPDM**
TS: -10°C/+110°C.



DN	32	40	50	65	80	100	125	150	200	250	300	350	400
PS (bar)	16	16	16	16	16	16	16	16	10/16*	10/16*	10/16*	10	10
PN10 lever code	-	-	-	-	-	-	-	-	1160200	1160250	1160300	1160350	1160400
PN16 lever code	1160032	1160040	1160050	1160065	1160080	1160100	1160125	1160150	1160201	1160251	1160301	-	-
PN10 gearbox code	-	-	-	-	-	-	-	-	-	-	-	1160352	1160402

* PS: 10 bar for PN10 valves, 16 bar for PN16 valves.

1160 - Pneumatic actuated ductile iron butterfly valve

GGG50 disc (CF8M disc up to DN100) - **EPDM seat** - Lug type PN10/16 up to DN150, PN10 above - PS: 16 bar up to DN150, 10 bar above - TS: -10°C/+110°C.



PNEUMATIC ACTUATOR



DN	double acting	
	actuator	code
40	ADA20	261303015100
50	ADA20	261304015100
65	ADA40	261305015101
80	ADA40	261306015101
100	ADA80	261307015102
125	ADA80	261308015102
150	ADA130	261309015103
200	ADA200	261310015104
250	ADA300	261311015105
300	ADA500	261312015106

⚠ PN16 execution on request above DN150



DN	spring return	
	actuator	code
40	ASR40	261303016101
50	ASR40	261304016101
65	ASR80	261305016102
80	ASR80	261306016102
100	ASR130	261307016103
125	ASR200	261308016104
150	ASR300	261309016105
200	ASR500	261310016106
250	ASR500	261311016106
300	ASR850	261312016107

1160 - Pneumatic actuated ductile iron butterfly valve

GGG50 disc (CF8M disc up to DN100) - **EPDM seat** - Lug type PN10/16 up to DN150, PN10 above - PS: 16 bar up to DN150, 10 bar above - TS: -10°C/+110°C.



PNEUMATIC ACTUATOR



DN	double acting	
	actuator	code
40	RE51	261303017006R
50	RE51	261304017006R
65	RE64	261305017007R
80	RE64	261306017007R
100	RE76	261307017008R
125	RE76	261308017008R
150	RE86	261309017009R
200	RE101	261310017010R
250	RE116	261311017011R
300	RE126	261312017012R

⚠ PN16 execution on request above DN150




DN	spring return	
	actuator	code
40	RES64	261303017107R
50	RES64	261304017107R
65	RES76	261305017108R
80	RES76	261306017108R
100	RES86	261307017109R
125	RES101	261308017110R
150	RES116	261309017111R
200	RES126	261310017112R
250	RES146	261311017113R
300	RES181	261312017115R

ELECTRIC ACTUATOR

1160 - Electric actuated ductile iron butterfly valve

GGG50 disc (CF8M disc up to DN100) - EPDM seat - Lug type PN10/16 up to DN150, PN10 above - PS: 16 bar up to DN150, 10 bar above - TS: -10°C/+90°C.

SECTORIEL



DN	actuator	code
40	UMA3.5	261303022060
50	UMA3.5	261304022060
65	UMA3.5	261305022060
80	UMA3.5	261306022060
100	UMC10	261307022240
125	UMC10	261308022240
150	UVC15	261309022330
200	UVC15	261310022330
250	UVD25	261311022350
300	UVF50	261312022400



DN	actuator	code
40	SA05	261303023010
50	SA05	261304023010
65	SA05	261305023010
80	SA05	261306023010
100	SA05	261307023010
125	NA09	261308023120
150	NA15	261309023130
200	NA15	261310023130
250	NA28	261311023150
300	NA38	261312023160

⚠ PN16 execution on request above DN150



1163 - Disc CF8M / Seat EPDM

TS: -10°C/+110°C.



DN	40	50	65	80	100	125	150	200	250	300	350	400
PS (bar)	16	16	16	16	16	16	16	10/16*	10/16*	10/16*	10	10
PN10 code	-	-	-	-	-	-	-	1163200	1163250	1163300	1163350	1163400
PN16 code	1163040	1163050	1163065	1163080	1163100	1163125	1163150	1163201	1163251	1163301	-	-

* PS: 10 bar for PN10 valves, 16 bar for PN16 valves.

PNEUMATIC ACTUATOR

1163 - Pneumatic actuated ductile iron butterfly valve

CF8M - EPDM seat - Lug type PN10/16 up to DN150, PN10 above - PS: 16 bar up to DN150, 10 bar above - TS: -10°C/+110°C.



DN	double acting	
	actuator	code
40	ADA20	261393015100
50	ADA20	261394015100
65	ADA40	261395015101
80	ADA40	261396015101
100	ADA80	261397015102
125	ADA80	261398015102
150	ADA130	261399015103
200	ADA200	261400015104
250	ADA300	261401015105
300	ADA500	261402015106

⚠ PN16 execution on request above DN150



DN	spring return	
	actuator	code
40	ASR40	261393016101
50	ASR40	261394016101
65	ASR80	261395016102
80	ASR80	261396016102
100	ASR130	261397016103
125	ASR200	261398016104
150	ASR300	261399016105
200	ASR500	261400016106
250	ASR500	261401016106
300	ASR850	261402016107

PNEUMATIC ACTUATOR

1163 - Pneumatic actuated ductile iron butterfly valve

CF8M disc - EPDM seat - Lug type PN10/16 up to DN150, PN10 above - PS: 16 bar up to DN150, 10 bar above - TS: -10°C/+110°C.



DN	double acting	
	actuator	code
40	RE51	261393017006R
50	RE51	261394017006R
65	RE64	261395017007R
80	RE64	261396017007R
100	RE76	261397017008R
125	RE76	261398017008R
150	RE86	261399017009R
200	RE101	261400017010R
250	RE116	261401017011R
300	RE126	261402017012R

⚠ PN16 execution on request above DN150



DN	spring return	
	actuator	code
40	RES64	261393017107R
50	RES64	261394017107R
65	RES76	261395017108R
80	RES76	261396017108R
100	RES86	261397017109R
125	RES101	261398017110R
150	RES116	261399017111R
200	RES126	261400017112R
250	RES146	261401017113R
300	RES181	261402017115R

ELECTRIC ACTUATOR

1163 - Electric actuated ductile iron butterfly valve

CF8M disc - EPDM seat - Lug type PN10/16 up to DN150, PN10 above - PS: 16 bar up to DN150, 10 bar above - TS: -10°C/+90°C.

SECTORIEL



DN	actuator	code
40	UMA3.5	261393022060
50	UMA3.5	261394022060
65	UMA3.5	261395022060
80	UMA3.5	261396022060
100	UMC10	261397022240
125	UMC10	261398022240
150	UVC15	261399022330
200	UVC15	261400022330
250	UVD25	261401022350
300	UVF50	261402022400



⚠️ PN16 execution on request above DN150

DN	actuator	code
40	SA05	261393023010
50	SA05	261394023010
65	SA05	261395023010
80	SA05	261396023010
100	SA05	261397023010
125	NA09	261398023120
150	NA15	261399023130
200	NA15	261400023130
250	NA28	261401023150
300	NA38	261402023160



1162 - Disc CF8M up to DN100, Disc GGG50 epoxy coated above / Seat NBR

TS: -10°C/+90°C.

Flanges PN10

DN	40	50	65	80	100	125	150	200	250
PS (bar)	16	16	16	16	16	16	16	10	10
code	1162040	1162050	1162065	1162080	1162100	1162125	1162150	1162200	1162250

PNEUMATIC ACTUATOR

1162 - Pneumatic actuated ductile iron butterfly valve

GGG50 disc (CF8M disc up to DN100) - NBR seat - Lug type PN10/16 up to DN150, PN10 above - PS: 16 bar up to DN150, 10 bar above - TS: -10°C/+90°C.

AlphaTR SECTORIEL



DN	double acting	
	actuator	code
40	RE51	261363017006R
50	RE51	261364017006R
65	RE64	261365017007R
80	RE64	261366017007R
100	RE76	261367017008R
125	RE76	261368017008R
150	RE86	261369017009R
200	RE101	261370017010R
250	RE116	261371017011R



DN	spring return	
	actuator	code
40	RES64	261363017107R
50	RES64	261364017107R
65	RES76	261365017108R
80	RES76	261366017108R
100	RES86	261367017109R
125	RES101	261368017110R
150	RES116	261369017111R
200	RES126	261370017112R
250	RES146	261371017113R



1164 - Disc CF8M / Seat FKM

TS: -5°C/+180°C.

Flanges PN10

DN	40	50	65	80	100	125	150	200
PS (bar)	16	16	16	16	16	16	16	10
code	1164040	1164050	1164065	1164080	1164100	1164125	1164150	1164200

PNEUMATIC ACTUATOR

1164 - Pneumatic actuated ductile iron butterfly valve

CF8M disc - FKM seat - Lug type PN10/16 up to DN150, PN10 above - PS: 16 bar up to DN150, 10 bar above - TS: -5°C/+150°C.

AlphaTR SECTORIEL



DN	double acting	
	actuator	code
40	RE51	261423017006R
50	RE51	261424017006R
65	RE64	261425017007R
80	RE64	261426017007R
100	RE76	261427017008R
125	RE76	261428017008R
150	RE86	261429017009R
200	RE101	261430017010R



DN	spring return	
	actuator	code
40	RES64	261423017107R
50	RES64	261424017107R
65	RES76	261425017108R
80	RES76	261426017108R
100	RES86	261427017109R
125	RES101	261428017110R
150	RES116	261429017111R
200	RES126	261430017112R



1181 - Disc CF8M up to DN100, Disc GGG50 epoxy coated above / Seat NBR
For gas - PS: 5 bar (class MOP5) - TS: -20°C/+60°C.

Flanges PN10



DN	40	50	65	80	100	125	150	200
PS (bar)	5	5	5	5	5	5	5	5
code	1181040	1181050	1181065	1181080	1181100	1181125	1181150	1181200

PNEUMATIC ACTUATOR



1181 - Ductile iron butterfly valve for gas service

GGG50 disc (CF8M disc up to DN100) - NBR seat - Lug type PN10/16 up to DN150, PN10 above - PS: 16 bar up to DN150, 10 bar above - TS: -20°C/+60°C - Class MOP5 - Certificate NF ROB GAZ 064-R3 up to 5 bar.

AlphaTR SECTORIEL

DN	double acting	
	actuator	code
40	RE51	261593017006R
50	RE51	261594017006R
65	RE64	261595017007R
80	RE64	261596017007R
100	RE76	261597017008R
125	RE76	261598017008R
150	RE86	261599017009R
200	RE101	261600017010R



DN	spring return	
	actuator	code
40	RES64	261593017107R
50	RES64	261594017107R
65	RES76	261595017108R
80	RES76	261596017108R
100	RES86	261597017109R
125	RES101	261598017110R
150	RES116	261599017111R
200	RES126	261600017112R



1166 - Disc CF8M / Seat Teflon® with silicone liner
TS: -25°C/+200°C.

Flanges PN10



DN	40	50	65	80	100	125	150	200
PS (bar)	16	16	16	16	16	16	16	10
code	1166040	1166050	1166065	1166080	1166100	1166125	1166150	1166200

NEW



1165 - Disc CF8M + Teflon® / Seat Teflon® with silicone liner
TS: -25°C/+200°C.

Flanges PN10



DN	40	50	65	80	100	125	150	200
PS (bar)	16	16	16	16	16	16	16	10
code	1165040	1165050	1165065	1165080	1165100	1165125	1165150	1165200



1182 - Disc CF8M up to DN100, Disc GGG50 epoxy coated above / Seat EPDM
For fire network - FM approved - With gearbox & limit switches - TS: -10°C/+110°C.

Flanges PN16

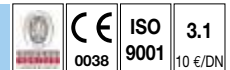


DN	50	65	80	100	125	150	200	250	300
PS (bar)	16	16	16	16	16	16	16	16	16
code	1182050	1182065	1182080	1182100	1182125	1182150	1182200	1182250	1182300

Carbon steel & stainless steel

■ Wafer - Between flanges PN10/16 & ANSI 150

2014/68/EU Directive N°0038 - Risk category III / module H - Bureau Veritas Marine approval N°14087/COBV - CF8M body - PS: 16 bar.



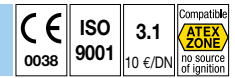
1184 - Disc CF8M / Seat EPDM

TS: -10°C/+110°C.

DN	32-40	50	65	80	100	125	150	200	250	300
code	1184040	1184050	1184065	1184080	1184100	1184125	1184150	1184200	1184250	1184300



2014/68/EU Directive N°0038 - Risk category III / module H - A216WCB or CF8M body - Metal seat - ISO pad - PS: 16 bar - Incomplete tightness: loss factor 2% of Kvs - ⚠️ **Not suitable for steam.**



1111 - Body **A216WCB** / Disc **CF8M** up to DN100, Disc **GGG50 epoxy coated** above
TS: -20°C/+350°C.

DN	32-40	50	65	80	100	125	150	200	250	300
code	1111040	1111050	1111065	1111080	1111100	1111125	1111150	1111200	1111250	1111300

Available up to DN1400 on request

1111 - Pneumatic actuated carbon steel butterfly valve metal-metal

A216WCB body - GGG50 disc (CF8M disc up to DN100) - **Metal seat** - Incomplete tightness: loss factor 2% of Kvs - PS: 16 bar - TS: -20°C/+350°C.



PNEUMATIC ACTUATOR



DN	double acting	
	actuator	code
32-40	ADA20	263003015100
50	ADA20	263004015100
65	ADA40	263005015101
80	ADA40	263006015101
100	ADA80	263007015102
125	ADA80	263008015102
150	ADA130	263009015103
200	ADA200	263010015104



DN	spring return	
	actuator	code
32-40	ASR40	263003016101
50	ASR40	263004016101
65	ASR80	263005016102
80	ASR80	263006016102
100	ASR130	263007016103
125	ASR200	263008016104
150	ASR300	263009016105
200	ASR500	263010016106

1111 - Pneumatic actuated carbon steel butterfly valve metal-metal

A216WCB body - GGG50 disc (CF8M disc up to DN100) - **Metal seat** - Incomplete tightness: loss factor 2% of Kvs - PS: 16 bar - TS: -20°C/+350°C.



PNEUMATIC ACTUATOR



DN	double acting	
	actuator	code
40	RE51	263003017006R
50	RE51	263004017006R
65	RE64	263005017007R
80	RE64	263006017007R
100	RE76	263007017008R
125	RE76	263008017008R
150	RE86	263009017009R
200	RE101	263010017010R
250	RE116	263011017011R
300	RE126	263012017012R



DN	spring return	
	actuator	code
40	RES64	263003017107R
50	RES64	263004017107R
65	RES76	263005017108R
80	RES76	263006017108R
100	RES86	263007017109R
125	RES101	263008017110R
150	RES116	263009017111R
200	RES126	263010017112R
250	RES146	263011017113R
300	RES181	263012017115R

1111 - Electric actuated carbon steel butterfly valve metal-metal

A216WCB body - GGG50 disc (CF8M disc up to DN100) - **Metal seat** - Incomplete tightness: loss factor 2% of Kvs - PS: 16 bar - TS: -20°C/+350°C.



ELECTRIC ACTUATOR



DN	actuator	code
32-40	SA05	263003023010
50	SA05	263004023010
65	SA05	263005023010
80	SA05	263006023010
100	SA05	263007023010
125	NA09	263008023120
150	NA15	263009023130



1112 - Body CF8M / Disc CF8M

TS: -30°C/+350°C.

DN	32-40	50	65	80	100	125	150	200
code	1112040	1112050	1112065	1112080	1112100	1112125	1112150	1112200

Accessories & spare parts for TTV butterfly valves



1197 - Spare gearbox with position indicator

DN	50	65	80-100	125-150	200	250	300	350	400	450	500	600
code	1197050	1197065	1197100	1197150	1197200	1197250	1197300	1197350	1197400	1197451	1197501	1197601



1194 - Chain wheel gearbox

DN	40-50	65	80-100	125-150	200	250	300	350	400
code	1194050	1194065	1194100	1194150	1194200	1194250	1194300	1194350	1194400

Chain

	per m
code	9866209



1196 - Cast iron sleeve - To fit in EN 558 series 14 spacing (without flange & bolts)

DN	40	50	65	80	100	125	150	200
length	107	107	124	134	136	144	154	170
DIN total length	140	150	170	180	190	200	210	230
code	1196040	1196050	1196065	1196080	1196100	1196125	1196150	1196200

983120 - Spare aluminium lever



DN	40	50	65	80	100	125	150	200	250	300
code	9831201	9831201	9831202	9831203	9831203	9831204	9831204	9831205	9831206	9831207

983126 - Stainless steel lever & plate

To be ordered along with the valve, delivered from factory.



DN	40	50	65	80	100	125	150	200
code	9831260	9831260	9831261	9831262	9831262	9831263	9831263	9831264

Spare seats

EPDM
-10°C/+110°C

NBR
-10°C/+90°C

FKM
-5°C/+180°C

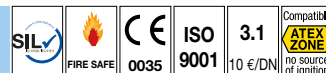
SILICONE
-30°C/+150°C

CARBOXYL. NBR
-10°C/+90°C

DN	40	50	65	80	100	125	150	200	250	300	350	400	450	500	600
code	9865000	9865001	9865002	9865003	9865004	9865005	9865006	9865007	9865050	9865051	9865220	9865221	9865222	9865223	9865224
code	9865108	9865109	9865110	9865111	9865112	9865113	9865114	9865115	9865116	-	-	-	-	-	-
code	9865133	9865124	9865125	9865126	9865127	9865128	9865129	9865130	9865131	9865132	-	-	-	-	-
code	-	9865117	9865118	9865119	9865120	9865121	9865122	9865123	9865134	9865135	-	-	-	-	-
code	9865230	9865231	9865232	9865233	9865234	9865235	9865236	9865237	9865238	9865239	-	-	-	-	-

Carbon steel & stainless steel

2014/68/EU Directive N°0035 - Risk category III / module H - Fire safe ISO 10497 - SIL 2 - PTFE seats (15% graphite filled) - ISO pad - TS: -29°C/+210°C - **Supplied with gearbox above DN150 or 6" - ⚠ Steam up to 10 bar max.**



Face to face according to EN 558 series 20 / ISO pad according to ISO 5211

DN	40	65	80	100	125	150	200	250	300	350	400
face to face "E"	43	46	47	53	57	56	62	68	78	78	102
ISO pad	F07/F05	F07/F05	F10/F07	F10/F07	F10/F07	F10/F07	F12/F10	F12/F10	F14/F12	F14/F12	F16/F14
square drive	11	11	14	14	17	17	19	22	27	27	36

Wafer - Between flanges PN16/25

1113 - Body A216WCB / Disc CF8M

DN	50	65	80	100	125	150	200	250	300	350	400
PS (bar)	25	25	25	16/25*	16/25*	16/25*	16/25*	16/25*	16/25*	25	25
PN16 code	-	-	-	1113101	1113126	1113151	1113201	1113251	1113301	-	-
PN25 code	1113050	1113065	1113080	1113100	1113125	1113150	1113200	1113250	1113300	1113350	1113400

* PS: 16 bar for PN16 valves, 25 bar for PN25 valves.

1113 - Pneumatic actuated carbon steel double offset butterfly valve

A216WCB body - CF8M disc - PS: 25 bar - TS: -10°C/+210°C - ⚠ Max. ΔP: 20 bar.



DN	double acting	
	actuator	PN25 code
50	ADA40	260950015101
65	ADA40	260951015101
80	ADA80	260952015102
100	ADA80	260953015102
125	ADA200	260954015104
150	ADA300	260955015105
200	ADA300	260956015105
250	ADA500	260957015106
300	ADA500	260958015106

DN	spring return	
	actuator	PN25 code
50	ASR80	260950016102
65	ASR80	260951016102
80	ASR130	260952016103
100	ASR200	260953016104
125	ASR300	260954016105
150	ASR500	260955016106
200	ASR500	260956016106

1113 - Pneumatic actuated carbon steel double offset butterfly valve

A216WCB body - CF8M disc - PS: 25 bar - TS: -10°C/+210°C - ⚠ Max. ΔP: 20 bar.



DN	double acting	
	actuator	PN25 code
50	RE76	260950017008R
65	RE76	260951017008R
80	RE76	260952017008R
100*	RE86	260953017009R
125*	RE101	260954017010R
150*	RE116	260955017011R
200*	RE126	260956017012R
250*	RE126	260957017012R
300*	RE146	260958017013R

DN	spring return	
	actuator	PN25 code
50	RES86	260950017109R
65	RES86	260951017109R
80	RES101	260952017110R
100*	RES116	260953017111R
125*	RES126	260954017112R
150*	RES146	260955017113R
200*	RES161	260956017114R
250*	RES181	260957017115R
300*	RES201	260958017116R

1113 - Electric actuated carbon steel double offset butterfly valve

A216WCB body - CF8M disc - PS: 25 bar - TS: -10°C/+210°C - ⚠ Max. ΔP: 20 bar.



DN	actuator	PN25 code
50	NA06	260950023110
65	NA06	260951023110
80	NA06	260952023110
100*	NA09	260953023120
125*	NA15	260954023130
150*	NA28	260955023150
200*	NA28	260956023150
250*	NA38	260957023160
300*	NA38	260958023160

DN	actuator	PN25 ATEX code
50	NA06-X	260950023320
65	NA06-X	260951023320
80	NA06-X	260952023320
100*	NA09-X	260953023330
125*	NA15-X	260954023340
150*	NA28-X	260955023360
200*	NA28-X	260956023360
250*	NA38-X	260957023370
300*	NA38-X	260958023370



DN50-150

PNEUMATIC ACTUATOR

PNEUMATIC ACTUATOR

ELECTRIC ACTUATOR

* also available
code PN25 PN16
26095... 26195...

* also available
code PN25 PN16
26095... 26195...



DN200-400

1114 - Body CF8M / Disc CF8M

DN	50	65	80	100	125	150	200	250	300	350	400
PS (bar)	25	25	25	25	25	25	25	25	25	25	25
PN25 code	1114050	1114065	1114080	1114100	1114125	1114150	1114200	1114250	1114300	1114350	1114400

PNEUMATIC
ACTUATOR



1114 - Pneumatic actuated stainless steel double offset butterfly valve

CF8M body & disc - PS: 25 bar - TS: -10°C/+210°C - ⚠ Max. ΔP: 20 bar.



DN	double acting	
	actuator	code
50	ADA40	260970015101
65	ADA40	260971015101
80	ADA80	260972015102
100	ADA80	260973015102
125	ADA200	260974015104
150	ADA300	260975015105
200	ADA300	260976015105
250	ADA500	260977015106
300	ADA500	260978015106



DN	spring return	
	actuator	code
50	ASR80	260970016102
65	ASR80	260971016102
80	ASR130	260972016103
100	ASR200	260973016104
125	ASR300	260974016105
150	ASR500	260975016106
200	ASR500	260976016106

PNEUMATIC
ACTUATOR



1114 - Pneumatic actuated stainless steel double offset butterfly valve

CF8M body & disc - PS: 25 bar - TS: -10°C/+210°C - ⚠ Max. ΔP: 20 bar.



DN	double acting	
	actuator	code
50	RE76	260970017008R
65	RE76	260971017008R
80	RE76	260972017008R
100	RE86	260973017009R
125	RE101	260974017010R
150	RE116	260975017011R
200	RE126	260976017012R
250	RE126	260977017012R
300	RE146	260978017013R



DN	spring return	
	actuator	code
50	RES86	260970017109R
65	RES86	260971017109R
80	RES101	260972017110R
100	RES116	260973017111R
125	RES126	260974017112R
150	RES146	260975017113R
200	RES161	260976017114R
250	RES181	260977017115R
300	RES201	260978017116R

ELECTRIC
ACTUATOR



NA09

1114 - Electric actuated stainless steel double offset butterfly valve

CF8M body & disc - PS: 25 bar - TS: -10°C/+210°C - ⚠ Max. ΔP: 20 bar.



DN	actuator	code
50	NA06	260970023110
65	NA06	260971023110
80	NA06	260972023110
100	NA09	260973023120
125	NA15	260974023130
150	NA28	260975023150
200	NA28	260976023150
250	NA38	260977023160
300	NA38	260978023160



NA09-X



DN	actuator	ATEX code
50	NA06-X	260970023320
65	NA06-X	260971023320
80	NA06-X	260972023320
100	NA09-X	260973023330
125	NA15-X	260974023340
150	NA28-X	260975023360
200	NA28-X	260976023360
250	NA38-X	260977023370
300	NA38-X	260978023370



■ Wafer - Between flanges ANSI 150

1115 - Body **A216WCB** / Disc **CF8M**

NPS	2"	2"1/2"	3"	4"	5"	6"	8"	10"	12"	14"
PS (bar)	20	20	20	20	20	20	20	20	20	20
code	1115050	1115065	1115080	1115100	1115125	1115150	1115200	1115250	1115300	1115350

8"-14"

1115 - Pneumatic actuated carbon steel double offset butterfly valve

A216WCB body - CF8M disc - PS: 20 bar - TS: -10°C/+210°C - ⚠ Max. ΔP: 20 bar.



NPS	double acting	
	actuator	code
2"	ADA40	260910015101
2"1/2"	ADA40	260911015101
3"	ADA80	260912015102
4"	ADA80	260913015102
5"	ADA200	260914015104
6"	ADA300	260915015105
8"	ADA300	260916015105
10"	ADA500	260917015106
12"	ADA500	260918015106



NPS	spring return	
	actuator	code
2"	ASR80	260910016102
2"1/2"	ASR80	260911016102
3"	ASR130	260912016103
4"	ASR200	260913016104
5"	ASR300	260914016105
6"	ASR500	260915016106
8"	ASR500	260916016106

PNEUMATIC ACTUATOR

1115 - Pneumatic actuated carbon steel double offset butterfly valve

A216WCB body - CF8M disc - PS: 20 bar - TS: -10°C/+210°C - ⚠ Max. ΔP: 20 bar.



NPS	double acting	
	actuator	code
2"	RE76	260910017008R
2"1/2"	RE76	260911017008R
3"	RE76	260912017008R
4"	RE86	260913017009R
5"	RE101	260914017010R
6"	RE116	260915017011R
8"	RE126	260916017012R
10"	RE126	260917017012R
12"	RE146	260918017013R



NPS	spring return	
	actuator	code
2"	RES86	260910017109R
2"1/2"	RES86	260911017109R
3"	RES101	260912017110R
4"	RES116	260913017111R
5"	RES126	260914017112R
6"	RES146	260915017113R
8"	RES161	260916017114R
10"	RES181	260917017115R
12"	RES201	260918017116R

PNEUMATIC ACTUATOR

1115 - Electric actuated carbon steel double offset butterfly valve

A216WCB body - CF8M disc - PS: 20 bar - TS: -10°C/+210°C - ⚠ Max. ΔP: 20 bar.



NPS	actuator	code
2"	NA06	260910023110
2"1/2"	NA06	260911023110
3"	NA06	260912023110
4"	NA09	260913023120
5"	NA15	260914023130
6"	NA28	260915023150
8"	NA28	260916023150
10"	NA38	260917023160
12"	NA38	260918023160



NPS	actuator	ATEX code
2"	NA06-X	260910023320
2"1/2"	NA06-X	260911023320
3"	NA06-X	260912023320
4"	NA09-X	260913023330
5"	NA15-X	260914023340
6"	NA28-X	260915023360
8"	NA28-X	260916023360
10"	NA38-X	260917023370
12"	NA38-X	260918023370

ELECTRIC ACTUATOR

NA09

NA09-X



1116 - Body CF8M / Disc CF8M

NPS	2"	2"1/2	3"	4"	5"	6"	8"
PS (bar)	20	20	20	20	20	20	20
code	1116050	1116065	1116080	1116100	1116125	1116150	1116200

PNEUMATIC ACTUATOR



1116 - Pneumatic actuated stainless steel double offset butterfly valve
CF8M body & disc - PS: 20 bar - TS: -10°C/+210°C - ⚠ Max. ΔP: 20 bar.



NPS	double acting	
	actuator	code
2"	ADA40	260930015101
2"1/2	ADA40	260931015101
3"	ADA80	260932015102
4"	ADA80	260933015102
5"	ADA200	260934015104
6"	ADA300	260935015105
8"	ADA300	260936015105



NPS	spring return	
	actuator	code
2"	ASR80	260930016102
2"1/2	ASR80	260931016102
3"	ASR130	260932016103
4"	ASR200	260933016104
5"	ASR300	260934016105
6"	ASR500	260935016106
8"	ASR500	260936016106

PNEUMATIC ACTUATOR



1116 - Pneumatic actuated stainless steel double offset butterfly valve
CF8M body & disc - PS: 20 bar - TS: -10°C/+210°C - ⚠ Max. ΔP: 20 bar.



NPS	double acting	
	actuator	code
2"	RE76	260930017008R
2"1/2	RE76	260931017008R
3"	RE76	260932017008R
4"	RE86	260933017009R
5"	RE101	260934017010R
6"	RE116	260935017011R
8"	RE126	260936017012R



NPS	spring return	
	actuator	code
2"	RES86	260930017109R
2"1/2	RES86	260931017109R
3"	RES101	260932017110R
4"	RES116	260933017111R
5"	RES126	260934017112R
6"	RES146	260935017113R
8"	RES161	260936017114R

ELECTRIC ACTUATOR



1116 - Electric actuated stainless steel double offset butterfly valve
CF8M body & disc - PS: 20 bar - TS: -10°C/+210°C - ⚠ Max. ΔP: 20 bar.



NPS	actuator	code
2"	NA06	260930023110
2"1/2	NA06	260931023110
3"	NA06	260932023110
4"	NA09	260933023120
5"	NA15	260934023130
6"	NA28	260935023150
8"	NA28	260936023150
10"	NA38	260937023160
12"	NA38	260938023160



NPS	actuator	ATEX code
2"	NA06-X	260930023320
2"1/2	NA06-X	260931023320
3"	NA06-X	260932023320
4"	NA09-X	260933023330
5"	NA15-X	260934023340
6"	NA28-X	260935023360
8"	NA28-X	260936023360
10"	NA38-X	260937023370
12"	NA38-X	260938023370

NEW



■ Lug - Between flanges PN16

1117 - Body **A216WCB** / Disc **CF8M**

DN	50	65	80	100	125	150	200	250	300
PS (bar)	16	16	16	16	16	16	16	16	16
code	1117050	1117065	1117080	1117100	1117125	1117150	1117200	1117250	1117300

NEW



■ Lug - Between flanges ANSI 150

1117 - Body **A216WCB** / Disc **CF8M**

DN	50	65	80	100	125	150	200	250	300
PS (bar)	16	16	16	16	16	16	16	16	16
code	1117051	1117066	1117081	1117101	1117126	1117151	1117201	1117251	1117301

NEW

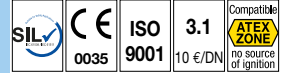


■ Wafer - Between flanges PN25

1110 - Body **A216WCB** / Disc **CF8M**


DN	50	65	80	100	125	150	200	250	300
PS (bar)	25	25	25	25	25	25	25	25	25
code	1110050	1110065	1110080	1110100	1110125	1110150	1110200	1110250	1110300

2014/68/EU Directive N°0035 - Risk category III / module H - SIL 2 - PTFE seats (15% graphite filled) - Bidirectional tightness with preferential flow direction - ISO pad - TS: -29°C/+210°C
Supplied with gearbox above DN150 or 6" - ⚠ Steam up to 10 bar max.



TA
LUFT

■ Options & spare parts



MOUNTING
12 €/pc

1193 - Spare gearbox with position indicator (only for double offset butterfly valves)

DN	50	65	80	100	125	150
NPS	2"	2"1/2	3"	4"	5"	6"
code	1193001	1193001	1193002	1193003	1193004	1193004

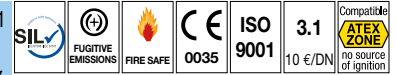
983132 - Spare ductile iron lever (only for double offset butterfly valves)



DN	50	65	80	100	125	150
NPS	2"	2"1/2	3"	4"	5"	6"
code	9831320	9831320	9831321	9831321	9831322	9831322

Carbon steel

2014/68/EU Directive N°0035 - Risk category III / module H - Fugitive emissions ISO 15848-1 class C - Fire safe ISO 10497 - SIL 3 - PTFE seats (15% graphite filled) - ISO pad - PS: 40 bar - TS: -39°C/+349°C - ⚠ Supplied bear shaft - ⚠ Steam up to 30 bar max.



Face to face according to EN 558 series 109 / ISO pad according to ISO 5211

DN	100	150	200	250	300
face to face "E"	54	59	73	83	92
ISO pad	F10/F07	F10/F07	F12/F10	F14/F12	F16/F14
square drive	17,9	21,9	29,9	37,7	44,7

■ Lug - Between flanges PN40

1118 - Body **A216WCB** / Disc **CF8M**

DN	100	150	200	250	300
PS (bar)	40	40	40	40	40
code	1118100	1118150	1118200	1118250	1118300



1191 - Spare gearbox

DN	100	150	200	250	300
code	1191003	1191004	1191005	1191006	1191007



MOUNTING
12 €/pc

PNEUMATIC ACTUATOR



1118 - Pneumatic actuated carbon steel triple offset butterfly valve

A216WCB body - CF8M disc - PS: 40 bar - ⚠ Max. ΔP: 25 bar.

AlphaTR SECTORIEL

DN	double acting	
	actuator	code
100	RE116	260803017011R
150	RE146	260805017013R
200	RE161	260806017014R
250	RE181	260807017015R
300	RE241	260808017018R



DN	spring return	
	actuator	code
100	RES161	260803017114R
150	RES201	260805017116R
200	RES241	260806017118R
250	RES271	260807017117R
300	RES271	260808017117R

ELECTRIC ACTUATOR



1118 - Electric actuated carbon steel triple offset butterfly valve

A216WCB body - CF8M disc - PS: 40 bar - ⚠ Max. ΔP: 25 bar.

SECTORIEL

DN	actuator	code
100	NA28	260803023150
150	NA60	260805023180
200	NA60	260806023180
250	NA83	260807023200
300	NA92	260808023210



Ex
Zones 1 & 2
10 €/pc

DN	actuator	ATEX code
100	NA28-X	260803023360
150	NA60-X	260805023390
200	NA60-X	260806023390
250	NA100-X	260807023400

Unidirectional tightness

■ Cast iron



Excluded from 2014/68/EU Directive (art. 4, §3) - Unidirectional tightness: specific mounting position - Lug type - Between flanges
PN10 - GG25 body - Stainless steel F304 gate - Rising stem, non rising handwheel - Rilsan painted.



ISO 9001 3.1
10 €/DN

170 - Handwheel operated - NBR seat

TS: -10°C/+90°C.

171 - Handwheel operated - EPDM seat

TS: -10°C/+110°C.

176 - Handwheel operated - Metal seat

TS: -10°C/+90°C - Incomplete tightness: loss factor 1%.

DN	50	65	80	100	125	150	200	250	300	350	400
PS (bar)	10	10	10	10	10	10	10	8	6	4	4
170 code	170050	170065	170080	170100	170125	170150	170200	170250	170300	170350	170400
171 code	171050	171065	171080	171100	171125	171150	171200	171250	171300	171350	171400
176 code	176050	176065	176080	176100	176125	176150	176200	176250	176300	-	-

DN	450	500	600	700	800
PS (bar)	3	3	3	2	2
170 code	170450	170500	170600	170700	170800
171 code	171450	171500	171600	-	-



170 - Handwheel operated with limit switch - NBR seat

TS: -10°C/+90°C - Limit switch for open position.

DN	100	125	150	200	250	300	350	400
PS (bar)	10	10	10	10	8	6	4	4
code	170101	170126	170151	170201	170251	170301	170351	170401

DN	450	500	600	700	800
PS (bar)	3	3	3	2	2
code	170451	170501	170601	170701	170801



170 - Quick opening - Lever operated - NBR seat

TS: -10°C/+90°C.

DN	80	100	125	150
PS (bar)	10	10	10	10
code	170083	170103	170127	170153

170 ISO - ISO pad for electric actuator - NBR seat

171 ISO - ISO pad for electric actuator - EPDM seat

176 ISO - ISO pad for electric actuator - Metal seat

F10 ISO pad



DN	50	65	80	100	125	150	200	250	300	350	400
stem (Ø x pitch)	20 x 4	20 x 4	20 x 4	20 x 4	20 x 4	20 x 4	25 x 5	25 x 5	25 x 5	35 x 6	35 x 6
stem length (mm)	160	175	180	205	230	265	320	370	420	500	555
nbr. of turns	13	16	20	25	31	38	40	50	60	58	67
torque (Nm)	20	22	25	30	35	40	46	52	60	80	110
170 ISO code	440004ISO	440005ISO	440006ISO	440007ISO	440008ISO	440009ISO	440010ISO	440011ISO	440012ISO	440013ISO	440014ISO
171 ISO code	441004ISO	441005ISO	441006ISO	441007ISO	441008ISO	441009ISO	441010ISO	441011ISO	441012ISO	441013ISO	441014ISO
176 ISO code	446004ISO	446005ISO	446006ISO	446007ISO	446008ISO	446009ISO	446010ISO	446011ISO	446012ISO	-	-

PNEUMATIC ACTUATOR



170 - Pneumatic actuated knife gate valves - NBR seat

TS: -10°C/+80°C.

171 - Pneumatic actuated knife gate valves - EPDM seat

TS: -10°C/+110°C.

176 - Pneumatic actuated knife gate valves - Metal seat

TS: -10°C/+90°C - ⚠ Incomplete tightness: loss factor 2% of kvs.

SECTORIEL

DN	double acting			
	PS (bar)	170 code	171 code	176 code
50	10	440004035010	441004035010	446004035010
65	10	440005035011	441005035011	446005035011
80	10	440006035012	441006035012	446006035012
100	10	440007035013	441007035013	446007035013
125	10	440008035014	441008035014	446008035014
150	10	440009035015	441009035015	446009035015
200	10	440010035016	441010035016	446010035016
250*	8	440011035017	441011035017	446011035017
300*	6	440012035018	441012035018	446012035018
350*	4	440013035019	-	446013035019
400*	4	440014035020	-	446014035020
500*	3	440016035022	-	-
600*	3	440017035023	-	-



Compulsory special packaging for pneumatic actuated knife gate valve

code
BOXKGVPN

* DN 250 to 600: compulsory special packaging. ⚠ Extra charge.

PNEUMATIC ACTUATOR



170 - Pneumatic actuated knife gate valve with manual override - NBR seat

TS: -10°C/+80°C.

SECTORIEL

DN	double acting	
	PS (bar)	code
50	10	440004035050
65	10	440005035051
80	10	440006035052
100	10	440007035053
125	10	440008035054
150	10	440009035055
200	10	440010035056
250	8	440011035057
300	6	440012035058



Compulsory special packaging for pneumatic actuated knife gate valve

code
BOXKGVPN

All DN: compulsory special packaging. ⚠ Extra charge.

PNEUMATIC ACTUATOR



170 - Pneumatic actuated knife gate valve - NBR seat

TS: -10°C/+80°C.

176 - Pneumatic actuated knife gate valve - Metal seat

⚠ Incomplete tightness: loss factor 2% of kvs - TS: -10°C/+90°C.

SECTORIEL

DN	spring return		
	PS (bar)	170 code	176 code
50	10	440004035110	446004035110
65	10	440005035111	446005035111
80	10	440006035112	446006035112
100	10	440007035113	446007035113
125	10	440008035114	446008035114
150	10	440009035115	446009035115
200	10	440010035116	446010035116
250	8	440011035117	446011035117
300	6	440012035118	446012035118



Compulsory special packaging for pneumatic actuated knife gate valve

code
BOXKGVPN

■ not on stock, on request. Approx. 4 weeks delivery time.

All DN: compulsory special packaging. ⚠ Extra charge.

RC

On/off multi-turn Regada actuator 230V AC

REGADA

ISO 9001	3.1 10 €/DN
----------	----------------

230V AC actuator - Room temp.: -25°C/+55°C - Manual safety override handwheel - Heating resistance 20W - S4 duty service: 25% of time / 10 cycles/hour - Torque limiter - Painted steel side covers - Electric connection M20 x 1,5 (SO2) & M25 x 1,5 (MO3) to be added -

⚠ **Additional delivery time: 10 days.**

On/off multi-turn Auma actuator 3~400V AC

auma

ISO 9001	3.1 10 €/DN
----------	----------------

3~400V AC actuator - Room temp.: -25°C/+80°C - Manual safety override handwheel - Heating resistance 20W - S2 duty service (15 mn) - Torque limiter - Painted steel side covers - Electric connection PE M20 x 1,5 to be added -

⚠ **Additional delivery time: 10 days.**

IO

170 - Electric actuated knife gate valve - NBR gasket

TS: -10°C/+80°C.



DN	PS (bar)	actuator	code
50	10	SO2	440004027100
65	10	SO2	440005027100
80	10	SO2	440006027100
100*	10	SO2	440007027100
125*	10	SO2	440008027100
150*	10	SO2	440009027100
200*	10	MO3	440010027150
250*	8	MO3	440011027150
300*	6	MO3	440012027150

* DN100 to 300: compulsory special packaging.

⚠ **Extra charge.**



170 - Electric actuated knife gate valve - NBR gasket

TS: -10°C/+80°C.

DN	PS (bar)	actuator	code
50	10	SA07.2	440004027015
65	10	SA07.2	440005027015
80	10	SA07.2	440006027015
100*	10	SA07.2	440007027015
125*	10	SA07.6	440008027025
150*	10	SA07.6	440009027025
200*	10	SA07.6	440010027025
250*	8	SA07.6	440011027025
300*	6	SA10.2	440012027035
350*	4	SA10.2	440013027035
400*	4	SA10.2	440014027035

* DN100 to 400: compulsory special packaging.

⚠ **Extra charge.**

TA

171 - Electric actuated knife gate valve - EPDM gasket

TS: 0°C/+110°C.



DN	PS (bar)	actuator	code
50	10	SO2	441004027100
65	10	SO2	441005027100
80	10	SO2	441006027100
100*	10	SO2	441007027100
125*	10	SO2	441008027100
150*	10	SO2	441009027100
200*	10	MO3	441010027150
250*	8	MO3	441011027150
300*	6	MO3	441012027150

* DN100 to 300: compulsory special packaging.

⚠ **Extra charge.**



171 - Electric actuated knife gate valve - EPDM gasket

TS: 0°C/+110°C.

DN	PS (bar)	actuator	code
50	10	SA07.2	441004027015
65	10	SA07.2	441005027015
80	10	SA07.2	441006027015
100*	10	SA07.2	441007027015
125*	10	SA07.6	441008027025
150*	10	SA07.6	441009027025
200*	10	SA07.6	441010027025
250*	8	SA07.6	441011027025
300*	6	SA10.2	441012027035
350*	4	SA10.2	441013027035
400*	4	SA10.2	441014027035

* DN100 to 400: compulsory special packaging.

⚠ **Extra charge.**

ET

176 - Electric actuated knife gate valve - Metal seat

TS: -10°C/+90°C -

⚠ **Incomplete tightness: loss factor 2% of kvs.**



DN	PS (bar)	actuator	code
50	10	SO2	446004027100
65	10	SO2	446005027100
80	10	SO2	446006027100
100*	10	SO2	446007027100
125*	10	SO2	446008027100
150*	10	SO2	446009027100
200*	10	MO3	446010027150
250*	8	MO3	446011027150
300*	6	MO3	446012027150

* DN100 to 300: compulsory special packaging.

⚠ **Extra charge.**



176 - Electric actuated knife gate valve - Metal seat

TS: -10°C/+90°C -

⚠ **Incomplete tightness: loss factor 2% of kvs.**

DN	PS (bar)	actuator	code
50	10	SA07.2	446004027015
65	10	SA07.2	446005027015
80	10	SA07.2	446006027015
100*	10	SA07.2	446007027015
125*	10	SA07.6	446008027025
150*	10	SA07.6	446009027025
200*	10	SA07.6	446010027025
250*	8	SA07.6	446011027025
300*	6	SA10.2	446012027035

* DN100 to 400: compulsory special packaging.

⚠ **Extra charge.**

EA

Compulsory special packaging for knife gate valve with Regada actuator

code
BOXKGVELR



Compulsory special packaging for knife gate valve with Auma actuator

code
BOXKGVELA



Stainless steel



Excluded from 2014/68/EU Directive (art. 4, §3) - Unidirectional tightness: specific mounting position - Lug type - Between flanges
 PN10 - CF8M body - Stainless steel F316 gate - Rising stem, non rising handwheel - Rilsan painted.



172 - Handwheel operated - EPDM seat

TS: -15°C/+110°C.

173 - Handwheel operated - Metal seat

TS: -15°C/+110°C - Incomplete tightness: loss factor 1%.

DN	50	65	80	100	125	150	200	250	300	350	400
PS (bar)	10	10	10	10	10	10	10	8	6	4	4
172 code	172050	172065	172080	172100	172125	172150	172200	172250	172300	172350	172400
173 code	173050	173065	173080	173100	173125	173150	173200	173250	173300	173350	173400

not on stock, on request.


172 ISO - ISO pad for electric actuator - EPDM seat

173 ISO - ISO pad for electric actuator - Metal seat

F10 ISO pad



DN	50	65	80	100	125	150	200	250	300	350	400
stem (Ø x pitch)	20 x 4	20 x 4	20 x 4	20 x 4	20 x 4	20 x 4	25 x 5	25 x 5	25 x 5	35 x 6	35 x 6
stem length (mm)	160	175	180	205	230	265	320	370	420	500	555
nbr. of turns	13	16	20	25	31	38	40	50	60	58	67
torque (Nm)	20	22	25	30	35	40	46	52	60	80	110
172 ISO code	445004ISO	445005ISO	445006ISO	445007ISO	445007ISO	445009ISO	445010ISO	445011ISO	445012ISO	445013ISO	445014ISO
173 ISO code	444004ISO	444005ISO	444006ISO	444007ISO	444008ISO	444009ISO	444010ISO	444011ISO	444012ISO	444013ISO	444014ISO



172 - Pneumatic actuated knife gate valve - EPDM seat

TS: 0°C/+100°C.


DN	double acting	
	PS (bar)	code
50	10	445004035010
65	10	445005035011
80	10	445006035012
100	10	445007035013
125	10	445008035014
150	10	445009035015
200	10	445010035016
250*	8	445011035017
300*	6	445012035018
350*	4	445013035019
400*	4	445014035020

* DN250 to 400: compulsory special packaging. ⚠ Extra charge.



Compulsory special packaging for pneumatic actuated knife gate valve

code
BOXKGVPN



172 - Pneumatic actuated knife gate valve with manual override - EPDM seat

TS: 0°C/+100°C.

DN	double acting	
	PS (bar)	code
50	10	445004035050
65	10	445005035051
80	10	445006035052
100	10	445007035053
125	10	445008035054
150	10	445009035055
200	10	445010035056
250	8	445011035057
300	6	445012035058

All DN: compulsory special packaging. ⚠ Extra charge.



Compulsory special packaging for pneumatic actuated knife gate valve

code
BOXKGVPN



172 - Pneumatic actuated knife gate valve - EPDM seat

TS: 0°C/+100°C.



DN	PS (bar)	spring return	
		PS (bar)	code
50	10		445004035110
65	10		445005035111
80	10		445006035112
100	10		445007035113
125	10		445008035114
150	10		445009035115
200	10		445010035116
250	8		445011035117
300	6		445012035118

not on stock, on request.



Compulsory special packaging for pneumatic actuated knife gate valve

code
BOXKGVPN



On/off multi-turn Regada actuator 230V AC



230V AC actuator - Room temp.: -25°C/+55°C - Manual safety override handwheel - Heating resistance 20W - S4 duty service: 25% of time / 10 cycles/hour - Torque limiter - Painted steel side covers - Electric connection M20 x 1,5 (SO2) & M25 x 1,5 (MO3) to be added -
 ⚠️ **Additional delivery time: 10 days.**

172 - Electric actuated knife gate valve - EPDM gasket

TS: 0°C/+100°C.

DN	PS (bar)	actuator	code
50	10	SO2	445004027100
65	10	SO2	445005027100
80	10	SO2	445006027100
100*	10	SO2	445007027100
125*	10	SO2	445008027100
150*	10	SO2	445009027100
200*	10	MO3	445010027150
250*	8	MO3	445011027150
300*	6	MO3	445012027150

* DN100 to 300: compulsory special packaging.
 ⚠️ **Extra charge.**



On/off multi-turn Auma actuator 3~400V AC



3~400V AC actuator - Room temp.: -25°C/+80°C - Manual safety override handwheel - Heating resistance 20W - S2 duty service (15 mm) - Torque limiter - Painted steel side covers - Electric connection PE M20 x 1,5 to be added -
 ⚠️ **Additional delivery time: 10 days.**

172 - Electric actuated knife gate valve - EPDM gasket

TS: 0°C/+100°C.

DN	PS (bar)	actuator	code
50	10	SA07.2	445004027015
65	10	SA07.2	445005027015
80	10	SA07.2	445006027015
100*	10	SA07.2	445007027015
125*	10	SA07.6	445008027025
150*	10	SA07.6	445009027025
200*	10	SA07.6	445010027025
250*	8	SA07.6	445011027025
300*	6	SA10.2	445012027035

* DN100 to 300: compulsory special packaging.
 ⚠️ **Extra charge.**



173 - Electric actuated knife gate valve - Metal seat

TS: 0°C/+100°C.

⚠️ **Incomplete tightness: loss factor 2% of kvs.**

DN	PS (bar)	actuator	code
50	10	SO2	444004027100
65	10	SO2	444005027100
80	10	SO2	444006027100
100*	10	SO2	444007027100
125*	10	SO2	444008027100
150*	10	SO2	444009027100
200*	10	MO3	444010027150
250*	8	MO3	444011027150
300*	6	MO3	444012027150

* DN100 to 300: compulsory special packaging.
 ⚠️ **Extra charge.**



173 - Electric actuated knife gate valve - Metal seat

TS: 0°C/+100°C.

⚠️ **Incomplete tightness: loss factor 2% of kvs.**

DN	PS (bar)	actuator	code
50	10	SA07.2	444004027015
65	10	SA07.2	444005027015
80	10	SA07.2	444006027015
100*	10	SA07.2	444007027015
125*	10	SA07.6	444008027025
150*	10	SA07.6	444009027025
200*	10	SA07.6	444010027025
250*	8	SA07.6	444011027025
300*	6	SA10.2	444012027035

* DN100 to 300: compulsory special packaging.
 ⚠️ **Extra charge.**



Compulsory special packaging for knife gate valve with Regada actuator

code
BOXKGVELR



Compulsory special packaging for knife gate valve with Auma actuator

code
BOXKGVELA



Options & spare parts for unidirectional valves only

■ For manual valves

Quick opening - Lever set



DN	50	65	80	100	125	150	200	250	300
code	9801780	9801781	9801782	9801783	9801784	9801785	9801786	9801787	9801788



Chain wheel

DN	50 to 150	200 to 300	350 to 600
code	9801790	9801791	9801792



Chain



	per m
code	9801795

Limit switches (set of 2 limit switches)

DN	50 to 150	200 to 300
code	9801351	9801352




Spare limit switch (1 piece)

DN	50 to 700
code	9801350

Spare tightness kit for unidirectional valves (mounted on the valve when ordered at the same time)

- NBR
- EPDM
- WHITE EPDM
- FKM
- SILICONE

DN	50	65	80	100	125	150	200	250	300	350	400	450	500	600
code	9801851	9801852	9801853	9801854	9801855	9801856	9801857	9801858	9801859	9801860	9801861	9801862	9801863	9801864
code	9801870	9801871	9801872	9801873	9801874	9801875	9801876	9801877	9801878	9801879	9801880	9801881	9801882	9801883
code	9802170	9802171	9802172	9802173	9802174	9802175	9802176	9802177	9802178	9802179	9802180	9802181	9802182	9802183
code	9801910	9801911	9801912	9801913	9801914	9801915	9801916	9801917	9801918	9801919	9801920	-	-	-
code	9801930	9801931	9801932	9801933	9801934	9801935	9801936	9801937	9801938	9801939	9801940	-	-	-




Stainless steel CF8M deflector & deflector set (stainless steel CF8M deflector + universal gasket)

DN	50	65	80	100	125	150	200	250	300	350	400	450	500	600
deflector code	9801800	9801801	9801802	9801803	9801804	9801805	9801806	9801807	9801808	9801809	9801810	9801811	9801812	9801813
set code	9801820	9801821	9801822	9801823	9801824	9801825	9801826	9801827	9801828	9801829	9801830	9801835	9801836	9801837



Stainless steel lateral bracket

DN	50	65	80	100	125	150	200	250	300	350	400
code	9802001	9802002	9802003	9802004	9802005	9802006	9802007	9802008	9802009	9802010	9802011



■ For actuated valves

Spare seats for unidirectional valves (mounted on the valve when ordered at the same time)

- NBR
- EPDM
- FKM

DN	50	65	80	100	125	150	200	250	300	350	400
code	985500	985501	985502	985503	985504	985505	985506	985507	985508	985509	985510
code	985520	985521	985522	985523	985524	985525	985526	985527	985528	985529	985530
code	985560	985561	985562	985563	985564	985565	985566	985567	985568	985569	985570

Stainless steel deflector set for unidirectional valves (deflector + universal gasket)

DN	50	65	80	100	125	150	200	250	300	350	400
code	985670	985671	985672	985673	985674	985675	985676	985677	985678	985679	985680



Stainless steel lateral brackets

DN	50	65	80	100	125	150	200	250	300	350	400
code	986121	986122	986123	986124	986125	986126	986127	986128	986129	986130	986131



Bidirectional tightness

■ Cast iron

Excluded from 2014/68/EU Directive (art. 4, §3) - Bidirectional tightness - Between flanges PN10 - GG25 body - Stainless steel F304 gate - Non rising stem & handwheel.



178 - Handwheel operated - NBR seat

TS: -10°C/+90°C.

177 - Handwheel operated - EPDM seat

TS: -10°C/+110°C.

DN	50	65	80	100	125	150	200	250	300	350	400	450	500
PS (bar)	10	10	10	10	10	10	10	8	6	4	4	3	3
178 code	178050	178065	178080	178100	178125	178150	178200	178250	178300	178350	178400	178450	178500
177 code	177050	177065	177080	177100	177125	177150	177200	177250	177300	177350	177400	-	-



178 - Handwheel operated with limit switch - NBR seat

TS: -10°C/+90°C - Limit switch for open position.

177 - Handwheel operated with limit switch - EPDM seat

TS: -10°C/+110°C - Limit switch for open position.

DN	50	65	80	100	125	150	200	250	300	350	400
PS (bar)	10	10	10	10	10	10	10	8	6	4	4
178 code	178051	178066	178081	178101	178126	178151	178201	178251	178301	178351	178401
177 code	177051	177066	177081	177101	177126	177151	177201	177251	177301	177351	177401



178 - ISO pad for electric actuator - NBR seat

177 - ISO pad for electric actuator - EPDM seat

F10 ISO pad - ⚠ Rising stem

DN	50	65	80	100	125	150	200	250	300	350	400
stem (Ø x pitch)	20 x 4	20 x 4	20 x 4	20 x 4	20 x 4	20 x 4	25 x 5	25 x 5	25 x 5	35 x 6	35 x 6
stem length (mm)	160	175	180	205	230	265	320	370	420	500	555
nbr. of turns	13	16	20	25	31	38	40	50	60	58	67
torque (Nm)	20	22	25	30	35	40	46	52	60	80	110
178 code	448004ISO	448005ISO	448006ISO	448007ISO	448008ISO	448009ISO	448010ISO	448011ISO	448012ISO	448013ISO	448014ISO
177 code	443004ISO	443005ISO	443006ISO	443007ISO	443008ISO	443009ISO	443010ISO	443011ISO	443012ISO	443013ISO	443014ISO



178 - Pneumatic actuated knife gate valve - NBR seat

TS: -10°C/+80°C.

177 - Pneumatic actuated knife gate valve - EPDM seat

TS: -10°C/+110°C.

DN	double acting	
	PS (bar)	code
50	10	448004035010
65	10	448005035011
80	10	448006035012
100	10	448007035013
125	10	448008035014
150	10	448009035015
200	10	448010035016
250*	8	448011035017
300*	6	448012035018
350*	4	448013035019
400*	4	448014035020



Compulsory special packaging for pneumatic actuated knife gate valve

code
BOXKGVPN

* DN 250 to 400: compulsory special packaging. ⚠ Extra charge.

C
R

I
O

R
I
O

T
A

C
U

E
T

L
C

E
A

On/off multi-turn Regada actuator 230V AC



230V AC actuator - Room temp.: -25°C/+55°C - Manual safety override handwheel - Heating resistance 20W - S4 duty service: 25% of time / 10 cycles/hour - Torque limiter - Painted steel side covers - Electric connection M20 x 1,5 (SO2) & M25 x 1,5 (MO3) to be added -

⚠ **Additional delivery time: 10 days.**

178 - Electric actuated knife gate valve - NBR seat

TS: -10°C/+90°C.

DN	PS (bar)	actuator	code
50	10	SO2	448004027100
65	10	SO2	448005027100
80	10	SO2	448006027100
100*	10	SO2	448007027100
125*	10	SO2	448008027100
150*	10	SO2	448009027100
200*	10	MO3	448010027150
250*	8	MO3	448011027150
300*	6	MO3	448012027150

* DN100 to 300: compulsory special packaging.

⚠ **Extra charge.**



On/off multi-turn Auma actuator 3~400V AC



3~400V AC actuator - Room temp.: -25°C/+80°C - Manual safety override handwheel - Heating resistance 20W - S2 duty service (15 mn) - Torque limiter - Painted steel side covers - Electric connection PE M20 x 1,5 to be added -

⚠ **Additional delivery time: 10 days.**

178 - Electric actuated knife gate valve - NBR seat

TS: -10°C/+90°C.

DN	PS (bar)	actuator	code
50	10	SA07.2	448004027015
65	10	SA07.2	448005027015
80	10	SA07.2	448006027015
100*	10	SA07.2	448007027015
125*	10	SA07.6	448008027025
150*	10	SA07.6	448009027025
200*	10	SA07.6	448010027025
250*	8	SA07.6	448011027025
300*	6	SA10.2	448012027035
350*	4	SA10.2	448013027035
400*	4	SA10.2	448014027035

* DN100 to 400: compulsory special packaging.

⚠ **Extra charge.**



177 - Electric actuated knife gate valve - EPDM seat

TS: -10°C/+90°C.

DN	PS (bar)	actuator	code
50	10	SO2	443004027100
65	10	SO2	443005027100
80	10	SO2	443006027100
100*	10	SO2	443007027100
125*	10	SO2	443008027100
150*	10	SO2	443009027100
200*	10	MO3	443010027150
250*	8	MO3	443011027150
300*	6	MO3	443012027150

* DN100 to 300: compulsory special packaging.

⚠ **Extra charge.**



177 - Electric actuated knife gate valve - EPDM seat

TS: -10°C/+90°C.

DN	PS (bar)	actuator	code
50	10	SA07.2	443004027015
65	10	SA07.2	443005027015
80	10	SA07.2	443006027015
100*	10	SA07.2	443007027015
125*	10	SA07.6	443008027025
150*	10	SA07.6	443009027025
200*	10	SA07.6	443010027025
250*	8	SA07.6	443011027025
300*	6	SA10.2	443012027035
350*	4	SA10.2	443013027035
400*	4	SA10.2	443014027035

* DN100 to 400: compulsory special packaging.

⚠ **Extra charge.**



Compulsory special packaging for knife gate valve with Regada actuator

code
BOXKGVLR



Compulsory special packaging for knife gate valve with Auma actuator

code
BOXKGVLA



Options for bidirectional valves only

Stainless steel lateral bracket

DN	50	65	80	100	125	150	200	250	300	350	400
code	9802001	9802002	9802003	9802004	9802005	9802006	9802007	9802008	9802009	9802010	9802011



Chain wheel

DN	50 to 150	200 to 300	350 to 400
code	9801796	9801797	9801798



Chain

	per m
code	9801795





Through conduit - Bidirectional tightness

■ Cast iron

Excluded from 2014/68/EU Directive (art. 4, §3) - Bidirectional tightness - Between flanges PN10 - GG25 body - Stainless steel F304 gate - Rising stem & non-rising handwheel.


ISO 9001	3.1 10 €/DN
----------	----------------

179 - Handwheel operated

TS: -10°C/+90°C.

DN	50	65	80	100	125	150	200	250	300	350	400	450	500	600
PS (bar)	10	10	10	10	10	8	8	6	6	4	4	3	3	3
code	179050	179065	179080	179100	179125	179150	179200	179250	179300	179350	179400	179450	179500	179600

■ not on stock, on request.



179 - Pneumatic actuated knife gate valve - NBR seat

TS: -10°C/+90°C.

DN	double acting	
	PS (bar)	code
50	10	449004035010
65	10	449005035011
80	10	449006035012
100	10	449007035013
125	10	449008035014
150	8	449009035015
200	8	449010035016
250	6	449011035017
300	6	449012035018

■ not on stock, on request.



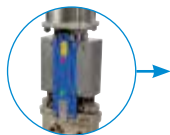
Compulsory special packaging for pneumatic actuated knife gate valve

code
BOXKGVPN

All DN: compulsory special packaging. ⚠ Extra charge.

Options & spare parts for knife gate valves actuation

Stainless steel side covers



DN	50	65	80	100	125	150	200	250	300	350	400
code	986101	986102	986103	986104	986105	986106	986107	986108	986109	986110	986111

Limit switches



type	DN	code
FL551 Set of 2 limit switches for pneumatic actuated knife gate valves	50 to 150	041616N
	200 to 300	041617N

Position detectors



type	DN	code
IFS 204 Inductive detector IFM Ø12 10-36V DC PNP NO 3 threads with M12 connector	50 to 150	121147N
	200 to 400	121150N
NBB4 Inductive detector P+F Ø12 10-36V DC PNP NO 3 threads with 2 m wire	50 to 150	122141N
	200 to 400	122143N
IF 503 A Inductive detector IFM Ø12 10-36V DC PNP 3 threads with M12 connector - ATEX 3 G/D for areas 2 x 22.	50 to 150	121154N
	200 to 300	121155N

Spare pneumatic actuator



DN	code
50	035010
65	035011
80	035012
100	035013
125	035014
150	035015
200	035016
250	035017
300	035018
350	035019
400	035020



Solenoid valve 5/2 monostable - SHAKO BM520

Connection 1/4" inlet and 1/8" outlet - Tubing to actuator not included.

voltage	code
230V AC	042490
24V DC	042491
24V AC	042492

Tubing for solenoid valve

Mounting with rilsan tube & brass fittings.

DN	code
50 to 300	TUBINGVG1
350 to 400	TUBINGVG2



Unidirectional tightness

Cast iron

Excluded from 2014/68/EU Directive (art. 4, §3) - Unidirectional tightness: specific mounting position - GG25 body - F304 gate - GGG50 gland pack - Between flanges PN10 - Rising stem and non-rising handwheel - PS: see tables -

⚠ **Compulsory special packaging for all manual and actuated CMO knife gate valves, please consult.**

ISO 9001	3.1 10 €/DN	Compatible ATEX ZONE no source of ignition
----------	----------------	---

A1V2H - Handwheel operated - EPDM seat

TS: -5°C/+90°C.

DN	50	65	80	100	125	150	200	250	300	350	400	450	500	600
PS (bar)	10	10	10	10	10	8	7	5	5	4	4	3	3	3
code	A1V2H050	A1V2H065	A1V2H080	A1V2H100	A1V2H125	A1V2H150	A1V2H200	A1V2H250	A1V2H300	A1V2H350	A1V2H400	A1V2H450	A1V2H500	A1V2H600

not on stock, on request.



A1N2H - Pneumatic actuated knife gate valve - EPDM seat

TS: -5°C/+90°C.

DN	double acting	
	PS (bar)	code
50	10	A1N2H050
65	10	A1N2H065
80	10	A1N2H080
100	10	A1N2H100
125	10	A1N2H125
150	8	A1N2H150
200	7	A1N2H200
250	5	A1N2H250
300	5	A1N2H300

DN	double acting	
	PS (bar)	code
350	4	A1N2H350
400	4	A1N2H400
450	3	A1N2H450
500	3	A1N2H500
600	3	A1N2H600
700	2	A1N2H700
800	2	A1N2H800
900	2	A1N2H900
1000	2	A1N2H1000

not on stock, on request.

Stainless steel

Excluded from 2014/68/EU Directive (art. 4, §3) - Unidirectional tightness: specific mounting position - CF8M body - 316 gate - CF8M gland pack - Between flanges PN10 - Rising stem and non-rising handwheel - PS: see tables.

⚠ **Compulsory special packaging for all manual and actuated CMO knife gate valves, please consult.**

ISO 9001	3.1 10 €/DN	Compatible ATEX ZONE no source of ignition
----------	----------------	---

A1V2I - Handwheel operated - EPDM seat

TS: -5°C/+90°C.

DN	50	65	80	100	125	150	200	250	300	350	400	450	500	600
PS (bar)	10	10	10	10	10	8	7	5	5	4	4	3	3	3
code	A1V2I050	A1V2I065	A1V2I080	A1V2I100	A1V2I125	A1V2I150	A1V2I200	A1V2I250	A1V2I300	A1V2I350	A1V2I400	A1V2I450	A1V2I500	A1V2I600

not on stock, on request.

A1N2I - Pneumatic actuated knife gate valve - EPDM seat

TS: -5°C/+90°C.

DN	double acting	
	PS (bar)	code
50	10	A1N2I050
65	10	A1N2I065
80	10	A1N2I080
100	10	A1N2I100
125	10	A1N2I125
150	8	A1N2I150
200	7	A1N2I200
250	5	A1N2I250
300	5	A1N2I300

DN	double acting	
	PS (bar)	code
350	4	A1N2I350
400	4	A1N2I400
450	3	A1N2I450
500	3	A1N2I500
600	3	A1N2I600
700	2	A1N2I700
800	2	A1N2I800
900	2	A1N2I900
1000	2	A1N2I1000

not on stock, on request.

A1V1I - Handwheel operated - Metal seat

TS: 0°C/+90°C.

DN	50	65	80	100	125	150	200	250	300	350	400	450	500	600
PS (bar)	10	10	10	10	10	8	7	5	5	4	4	3	3	3
code	A1V1I050	A1V1I065	A1V1I080	A1V1I100	A1V1I125	A1V1I150	A1V1I200	A1V1I250	A1V1I300	A1V1I350	A1V1I400	A1V1I450	A1V1I500	A1V1I600

not on stock, on request.



Mining slurry application

GL - In-line service

TS: 0°C/+90°C.

DN	50	65	80	100	125	150	200	250	300	350	400
PS (bar)	10	10	10	10	10	10	10	10	10	10	10
F304 gate code	GL04NR050	GL04NR065	GL04NR080	GL04NR100	GL04NR125	GL04NR150	GL04NR200	GL04NR250	GL04NR300	GL04NR350	GL04NR400
F316 gate code	GL16NR050	GL16NR065	GL16NR080	GL16NR100	GL16NR125	GL16NR150	GL16NR200	GL16NR250	GL16NR300	GL16NR350	GL16NR400

Other materials & pressure ratings on request

Available up to DN1200 on request

not on stock, on request.

PNEUMATIC ACTUATOR



GL - Pneumatic actuated ductile Iron - Natural Rubber

F304 gate - TS: - 5°C/+90°C.

DN	double acting	
	PS (bar)	code
80	10	GLPND A04NR080
100	10	GLPND A04NR100
125	10	GLPND A04NR125
150	10	GLPND A04NR150
200	10	GLPND A04NR200
250	10	GLPND A04NR250
300	10	GLPND A04NR300
350	10	GLPND A04NR350
400	10	GLPND A04NR400
450	6	GLPND A04NR450
500	6	GLPND A04NR500
600	4	GLPND A04NR600

not on stock, on request.



GL - Pneumatic actuated ductile Iron - Natural Rubber

F316 gate - TS: - 5°C/+90°C.

DN	double acting	
	PS (bar)	code
80	10	GLPND A16NR080
100	10	GLPND A16NR100
125	10	GLPND A16NR125
150	10	GLPND A16NR150
200	10	GLPND A16NR200
250	10	GLPND A16NR250
300	10	GLPND A16NR300
350	10	GLPND A16NR350
400	10	GLPND A16NR400
450	6	GLPND A16NR450
500	6	GLPND A16NR500
600	4	GLPND A16NR600

not on stock, on request.



GA - End-of-line service

TS: 0°C/+90°C.

DN	50	65	80	100	125	150	200	250	300	350	400
PS (bar)	10	10	10	10	10	10	10	10	10	10	10
F304 gate code	GA04NR050	GA04NR065	GA04NR080	GA04NR100	GA04NR125	GA04NR150	GA04NR200	GA04NR250	GA04NR300	GA04NR350	GA04NR400
F316 gate code	GA16NR050	GA16NR065	GA16NR080	GA16NR100	GA16NR125	GA16NR150	GA16NR200	GA16NR250	GA16NR300	GA16NR350	GA16NR400

Other materials & pressure ratings on request

Available up to DN1200 on request

not on stock, on request.

PNEUMATIC ACTUATOR



GA - Pneumatic actuated ductile Iron - Natural Rubber

F304 gate - TS: - 5°C/+90°C.

DN	double acting	
	PS (bar)	code
80	10	GAPND A04NR080
100	10	GAPND A04NR100
125	10	GAPND A04NR125
150	10	GAPND A04NR150
200	10	GAPND A04NR200
250	10	GAPND A04NR250
300	10	GAPND A04NR300
350	10	GAPND A04NR350
400	10	GAPND A04NR400
450	6	GAPND A04NR450
500	6	GAPND A04NR500
600	4	GAPND A04NR600

not on stock, on request.



GA - Pneumatic actuated ductile Iron - Natural Rubber

F316 gate - TS: - 5°C/+90°C.

DN	double acting	
	PS (bar)	code
80	10	GAPND A16NR080
100	10	GAPND A16NR100
125	10	GAPND A16NR125
150	10	GAPND A16NR150
200	10	GAPND A16NR200
250	10	GAPND A16NR250
300	10	GAPND A16NR300
350	10	GAPND A16NR350
400	10	GAPND A16NR400
450	6	GAPND A16NR450
500	6	GAPND A16NR500
600	4	GAPND A16NR600

not on stock, on request.

Metal seated gate valves

Threaded



Excluded from 2014/68/EU Directive (article 4, §3) - Bronze body - Brass gate & inner parts - EPDM gland pack - Full bore - Non-rising stem - PS: 16 bar - TS: -10°C/+80°C - Incomplete tightness: loss factor 0,3-0,5%.

146 - Bronze

Ø	1/4"	3/8"	1/2"	3/4"	1"	1"1/4"	1"1/2"	2"	2"1/2"	3"	4"
code	146002	146003	146004	146005	146006	146007	146008	146009	146010	146011	146012

Excluded from 2014/68/EU Directive (article 4, §3) - Bronze body - CW617N brass gate & bonnet - PTFE stem gasket - Full bore - Quick closing - PS: 16 bar up to 2", 10 bar above - TS: -10°C/+110°C - Incomplete tightness.

ISO 9001



140 - Bronze - Quick closing



Ø	3/8"	1/2"	3/4"	1"	1"1/4"	1"1/2"	2"	2"1/2"	3"	4"
code	140003	140004	140005	140006	140007	140008	140009	140010	140011	140012

2014/68/EU Directive N°0038 - Risk category III / module H - CF8M body & gate - Metal seats - Full bore - Non rising stem - PS: 16 bar - TS: -20°C/+180°C.

CE 0038 ISO 9001 3.1 10 €/DN



106 - Stainless steel

Ø	1/2"	3/4"	1"	1"1/4"	1"1/2"	2"
code	106004	106005	106006	106007	106008	106009

Flanged

2014/66/EU Directive N°0038 - Risk category III / module H - Flanged RF PN10 - EN 558 series 14 - GG25 body & gate - Brass seats - Non rising stem & handwheel - PS: 10 bar - TS: -10°C/+90°C.

⚠ Leakage rate B according to EN 12266-1. Please consult specific values on the datasheet.

CE 0038 ISO 9001 3.1 10 €/DN



150 - Cast iron

DN	40	50	65	80	100	125	150	200	250	300
face to face	140	150	170	180	190	200	210	230	250	270
code	150040	150050	150065	150080	150100	150125	150150	150200	150250	150300

2014/68/EU Directive N°0038 - Risk category III / module H - Flanged RF PN16 (PN10/16 for 158) - GGG50 body & gate - Rising stem - Non rising handwheel - PS: 10 bar for PN10 valves, 16 bar for PN16 valves.

⚠ Leakage rate B according to EN 12266-1. Please consult specific values on the datasheet.

CE 0038 ISO 9001 3.1 10 €/DN



156 - Ductile iron - Brass seats

EN 558 series 14 (DIN 3202 F4) - TS: -10°C/+120°C.

DN	40	50	65	80	100	125	150	200	250	300
face to face	140	150	170	180	190	200	210	230	250	270
code	156040SF	156050SF	156065	156080	156100SF	156125SF	156150SF	156200	156250SF	156300SF

159 - Ductile iron - Stainless steel seats - DIN

EN 558 series 14 (DIN 3202 F4) - TS: -10°C/+180°C.

DN	40	50	65	80	100	125	150	200	250	300
face to face	140	150	170	180	190	200	210	230	250	270
code	159040	159050	159065	159080	159100	159125	159150	159200	159250	159300

158 - Ductile iron - Stainless steel seats - NF

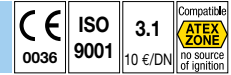
EN 558 series 29 (NF 29323) - TS: -10°C/+180°C.

DN	40	50	65	80	100	125	150	200	250	300	350	400	500	600
face to face	136	142	154	160	172	186	200	228	255	285	315	340	380	425
PN10 code	-	-	-	-	-	-	-	158201	158251	158301SF	158351	158401	158501	158601
PN16 code	158040	158050	158065	158080	158100	158125	158150	158200	158250	158300	158350	158400	158500	158600





2014/68/EU Directive N°0036 - Risk category III / module H - Flanged RF PN16 - EN 558 series 15 (DIN 3202 series F5) - A216WCB cast steel body & bonnet - TRIM 8 - Bolted bonnet & gland pack - PS: 16 bar - TS: -29°C/+425°C.



147 - Carbon steel

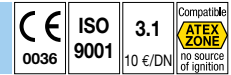
A216WCB + 13Cr gate - F6a stem - A105 + Stellite® Gr.6 seat - Rising stem & non rising handwheel.

DN	50	65	80	100	125	150	200	250	300
face to face	250	270	280	300	325	350	400	450	500
code	147050	147065	147080	147100	147125	147150	147200	147250	147300

NEW



2014/68/EU Directive N°0036 - Risk category III / module H - Flanged RF PN16 - EN 558 series 14 (DIN 3202 series F4) - CF8M cast stainless steel body & bonnet - TRIM 10 - Bolted bonnet & gland pack - PS: 16 bar - TS: -29°C/+538°C.



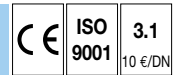
148 - Stainless steel

CF8M + 13Cr gate - F316 stem - CF8M + Stellite® Gr.6 seat.

DN	50	65	80	100	125	150	200	250	300
face to face	150	170	180	190	200	210	230	250	270
code	148050	148065	148080	148100	148125	148150	148200	148250	148300

Resilient seated gate valves

Excluded from 2014/68/EU Directive (article 4, §3) up to DN300, risk category I / module A above - Flanged RF PN10/16 up to DN150, PN10 or PN16 above - GGG50 body - A420 stem - Full bore - Non rising stem - Ⓒ clockwise closing - Epoxy coated - PS: 10 bar for PN10 valves, 16 bar for PN16 valves - TS: -10°C/+70°C.



180 - EPDM wedge - EN 558 series 14 (DIN 3202 F4) - With handwheel Ⓒ

DN	40	50	65	80	100	125	150	200	250	300	350	400	450	500
face to face	140	150	170	180	190	200	210	230	250	270	290	310	330	350
PN10 code	-	-	-	-	-	-	-	180200	180250	180300	180350	180400	180450	180500
PN16 code	180040	180050	180065	180080	180100	180125	180150	180201	180251	180301	180351	180401	-	-

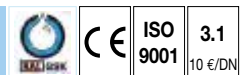
180 - EPDM wedge - EN 558 series 14 (DIN 3202 F4) - With gearbox Ⓒ

DN	600	700	800
face to face	390	430	470
PN10 code	180600	180700	180800

184 - EPDM wedge - EN 558 series 15 (DIN 3202 F5) - With square drive nut Ⓒ

DN	40	50	65	80	100	125	150	200	250	300	350	400
face to face	240	250	270	280	300	325	350	400	450	500	550	600
PN10 code	-	-	-	-	-	-	-	184200	184250	184300	184350	184400
PN16 code	184040	184050	184065	184080	184100	184125	184150	184201	184251	184301	184351	184401

Excluded from 2014/68/EU Directive (article 4, §3) up to DN300, risk category I / module A above - Flanged RF PN10/16 up to DN150, PN10 or PN16 above - GGG50 body - F304 stainless steel stem & bolts - Full bore - Non rising stem - GSK certified AKZO NOBEL® special epoxy coating for ACS - PS: 10 bar for PN10 valves, 16 bar for PN16 valves - TS: -10°C/+70°C.



181 - EPDM wedge - EN 558 series 14 (DIN 3202 F4) - With handwheel Ⓒ

Ⓒ clockwise closing.

DN	40	50	65	80	100	125	150	200	250	300	350	400	450	500
face to face	140	150	170	181	190	200	210	230	250	270	290	310	330	350
PN10 code	-	-	-	-	-	-	-	181200	181250	181300	181350	181400	181450	181500
PN16 code	181040	181050	181065	181080	181100	181125	181150	181201	181251	181301	181351	181401	-	-





185 - EPDM wedge - EN 558 series 15 (DIN 3202 F5) - With square drive nut
 anticlockwise closing.

DN	40	50	65	80	100	125	150	200	250	300	350	400
face to face	240	250	270	280	300	325	350	400	450	500	550	600
PN10 code	-	-	-	-	-	-	-	185200	185250	185300	185350	185400
PN16 code	185040	185050	185065	185080	185100	185125	185150	185201	185251	185301	185351	185401

Excluded from 2014/68/EU Directive (article 4, §3) - Flanged RF PN10/16 up to DN150, PN10 or PN16 above - GGG50 body - A420 stem - Full bore - Non rising stem - clockwise closing - Epoxy coated - PS: 10 bar for PN10 valves, 16 bar for PN16 valves - TS: -10°C/+70°C.

ISO 9001 3.1
10 €/DN



182 - NBR wedge - EN 558 series 14 (DIN 3202 F4) - With handwheel

DN	40	50	65	80	100	125	150	200	250	300
face to face	140	150	170	180	190	200	210	230	250	270
PN10 code	-	-	-	-	-	-	-	182200	182250	182300
PN16 code	182040	182050	182065	182080	182100	182125	182150	182201	182251	182301



**On/off multi-turn
Regada actuator**



Room temperature range: -10°C/+55°C - Heating resistance 20W - Torque limiter - Manual safety gear - S4 duty service: 25% of time / 10 cycles/h - Stainless steel bracket & coupling - PS: 10 bar for PN10 valves, 16 bar for PN16 valves.

**On-off multi-turn
Auma actuator**



3~400V AC actuator - Room temperature range: -10°C/+80°C - Heating resistance 20W - Torque limiter - Manual safety gear - S2 duty service (15 mn) - Stainless steel bracket & coupling - PS: 10 bar for PN10 valves, 16 bar for PN16 valves.



181 - Ductile iron - EPDM wedge
 TS: -10°C/+70°C.



DN	flanges	actuator	3~400V code	230V code
50	PN16	SO2	410107027103	410107027101
65	PN16	SO2	410108027103	410108027101
80	PN16	SO2	410109027103	410109027101
100	PN16	SO2	410110027103	410110027101
125	PN16	SO2	410111027104	410111027102
150	PN16	SO2	410112027104	410112027102
200	PN10	MO3	410113027152	410113027151
200	PN16	MO3	410114027152	410114027151
250	PN10	MO3	410115027153	-
250	PN16	MO3	410116027153	-
300	PN10	MO3	410117027154	-
300	PN16	MO3	410118027154	-



181 - Ductile iron - EPDM wedge
 TS: -10°C/+70°C.



DN	flanges	actuator	3~400V code	230V code
50	PN16	SA07	410107027026	
65	PN16	SA07	410108027026	
80	PN16	SA07	410109027026	
100	PN16	SA07	410110027026	
125	PN16	SA10	410111027036	
150	PN16	SA10	410112027036	
200	PN10	SA10	410113027036	
200	PN16	SA10	410114027036	
250	PN10	SA14	410115027046	
250	PN16	SA14	410116027046	



182 - Ductile iron - NBR wedge
 TS: -10°C/+70°C.



DN	flanges	actuator	3~400V code	230V code
50	PN16	SO2	410127027103	410127027101
65	PN16	SO2	410128027103	410128027101
80	PN16	SO2	410129027103	410129027101
100	PN16	SO2	410130027103	410130027101
125	PN16	SO2	410131027104	410131027102
150	PN16	SO2	410132027104	410132027102
200	PN10	MO3	410133027152	410133027151
200	PN16	MO3	410134027152	410134027151
250	PN10	MO3	410135027153	-
250	PN16	MO3	410136027153	-
300	PN10	MO3	410137027154	-
300	PN16	MO3	410138027154	-



182 - Ductile iron - NBR wedge
 TS: -10°C/+70°C.



DN	flanges	actuator	3~400V code	230V code
50	PN16	SA07	410127027026	
65	PN16	SA07	410128027026	
80	PN16	SA07	410129027026	
100	PN16	SA07	410130027026	
125	PN16	SA10	410131027036	
150	PN16	SA10	410132027036	
200	PN10	SA10	410133027036	
200	PN16	SA10	410134027036	
250	PN10	SA14	410135027046	
250	PN16	SA14	410136027046	

Spare square drive nut (for 180-181-182)



DN	40	50	65	80	100	125	150	200	250	300	350	400
code	9801831	9801831	9801831	9801832	9801832	9801833	9801833	9801833	9801834	9801834	9801838	9801838


Spare handwheel

⌚ clockwise closing handwheel for 180-181-182-184 / ⌚ anticlockwise closing handwheel for 185.



DN	40	50	65	80	100	125	150	200	250	300	350	400
⌚ code	9801594	9801594	9801594	9801595	9801595	9801596	9801596	9801596	9801597	9801597	9801598	9801598
⌚ code	9801590	9801590	9801590	9801591	9801591	9801592	9801592	9801592	9801593	9801593	9801599	9801599

Tee key (for square drive nut; length 1 m)



DN	40	50	65	80	100	125	150	200	250	300	350	400
code	9802080	9802080	9802080	9802080	9802080	9802080	9802080	9802080	9802080	9802080	9802082	9802082

Spare stem extensions

To be connected on a square drive nut.

DN	40 to 300	350-400
1 m code	9802020	9802029
1,25 m code	9802031	9802040
1,50 m code	9802042	9802051

Spare telescopic stem extension

To be connected on a square drive nut.

DN	40 to 300
1,3 m to 1,8 m code	9802060
2 m to 2,5 m code	9802070

Excluded from 2014/68/EU Directive (article 1, §2.b) - Inlet threaded connection (D2) acc. to ISO 965 & outlet compression fitting for PE pipes (D1) - Bronze or CW602N brass body - CW602N brass cap - Brass ball - Plain PTFE seats - NBR stem tightness - Epoxy coated 30x30 square drive - ⌚ anticlockwise closing - PS: 16 bar - TS: +4°C/+40°C.



Service cock valves

29110 - Straight with o-ring gasket

Bronze body or CW602N brass body.



DN	20	25	30	40
outlet Ø (D1)	25	32	40	50
inlet thread (D2)	40x300	40x300	55x300	55x300
bore (mm)	25*	25	40	40
bronze code	2911020	2911025	2911030	2911040
brass code	2911021	-	-	-



29130 - Universal straight/angle with large gasket

Bronze body.



DN	20	30	40
outlet Ø (D1)	25	40	50
inlet thread (D2)	40x300	55x300	55x300
bore (mm)	21	40	40
code	2913020	2913030	2913040



Shut-off valve

29180 - Straight with o-ring gaskets

Bronze body.



DN	20	25	30	40
bore	21	25	40	40
ext. pipe Ø	25	32	40	50
code	2918020	2918025	2918030	2918040

F304 tightening wrench for universal service valves



code	2913010
------	---------

HDPE centering ring for service valves



valve type	29110	29180	29130
code	2994000	2994000	2913001

■ Tapping bridges for service cock valves



2950 - Small thread M40x300

Threaded connection acc. to ISO 965 - Forged steel body - Double tightness EPDM gasket - PS: 16 bar - TS: +4°C/+40°C. Suitable for rigid pipes, such as cast iron, steel, PVC, asbestos cement.

2951 - Large thread M55x300



DN	40	50	60	80	100	125	150	175	200	225	250	275	300
pipe Ø (mm)	50-62	63-74	75-89	90-109	110-135	136-159	160-175	175-211	212-233	234-269	270-290	291-310	311-325
2950 code	2950040	2950050	2950060	2950080	2950100	2950125	2950150	2950175	2950200	2950225	2950250	2950275	2950300
2951 code	-	2951050	2951060	2951080	2951100	2951125	2951150	2951175	2951200	2951225	2951250	2951275	2951300

Air release valves

Excluded from 2014/68/EU Directive (article 1, §2.b) - Construction acc. to EN 1074-4 - PN10/16 connection - Polypropylene float - EPDM gasket - PS: 16 bar - TS: 0°C/+60°C.



■ Single effect - Degassing function



31110 - Composite - With isolating valve

Glass fiber reinforced polyamide body - NF certified CW617N brass ball valve - GGG40 flange DN40/65.

Ø	1"
code	3111006

■ Triple effect - Degassing, air release & vacuum function



31130 - Composite - With isolating valve

Glass fiber reinforced polyamide body - NF certified CW617N brass ball valve - GGG40 flange DN40/65.

Ø	1"	2"
code	3113006	3113009

31132 - Ductile iron - With isolating valve

Ductile iron body - NF certified CW617N brass ball valve - GGG40 flange DN40/65.



Ø	2"
code	3113209

31133 - Ductile iron - Without isolating valve

Ductile iron body.



DN	80
code	3113311



Excluded from 2014/68/EU Directive (article 4, §3)

ISO
9001

RF1 - PVC-U

PVC-U body - EPDM or FKM gaskets - Stainless steel lever - PE ball - PS: 10 bar up to DN32, 5 bar above - TS: 0°C/+60°C.




Ø	1/2"	3/4"	1"	1"1/4	1"1/2	2"	2"1/2	3"
EPDM gaskets code	6200RT015	6200RT020	6200RT025	6200RT032	6200RT040	6200RT050	6200RT065	6200RT080

490 - Brass body - PE float

Stainless steel inner mechanism - EPDM gasket - PS: 10 bar -

TS fig. 490: 0°C/+60°C; TS fig. 491: 0°C/+80°C - ACS certification for ref. 491 only.



Ø male	1/2"	3/4"	1"	1"1/4	1"1/2	2"
Ø float	120	150	180	220	220	300
490 code	490004	490005	490006	490007	490008	490009
491 code	491004	491005	491006	491007	491008	491009



494 - Full stainless steel

F304 body & inner mechanism - F316 ball - FKM gasket - TS: -5°C/+90°C.



Ø male	3/4"	3/4"
PS (bar)	6	8
code	494005	494105

e-float - Full stainless steel

F304 body, mechanism & float - EPDM gasket - PS: 10 bar - TS: -10°C/+80°C.



Ø male	1/2"	3/4"	1"	1"1/2	2"
Ø float	100	100	100	150	150
code	292002	292003	292004	292006	292007

Spare float

Ø float	100	150
code	981860	981861

Excluded from 2014/68/EU Directive (article 4, §3) - Flanged RF PN16 - GG25 body - Epoxy coated - Brass & bronze inner parts - NBR seat - Min. ΔP: 0,3 bar - PS: 16 bar - TS: -10°C/+80°C - **Actuated by an e-float valve (included)**, to be connected by pipes (not included) - BSP connection 1/2".

ISO
9001

BFF - Coaxial cast iron valve



DN	50	65	80	100	125	150	200
face to face	190	210	225	255	285	315	420
code	292050	292065	292080	292100	292125	292150	292200

E-float included



Excluded from 2014/68/EU Directive (article 4, §3) - B62 Bronze body - Brass hat, needle & seat - PS: 25 bar - TS: -10°C/+180°C.

ISO
9001



482 - Bronze (BSP)

Ø	1/4"	3/8"	1/2"	3/4"
code	482002	482003	482004	482005

Excluded from 2014/68/EU Directive (article 4, §3) - A105N carbon steel body - A410 needle - Graphite gland pack - Rising stem - PS: 200 bar - TS: -29°C/+250°C.

ISO
9001

3.1
10 €/DN

Compatible
ATEX
ZONE
no source
of ignition



486 - Welding (ESW)

484 - Threaded (NPT)

483 - Threaded (BSP)

NPS	1/4"	3/8"	1/2"	3/4"	1"
486 code	486008	486010	486015	486020	486025
484 code	484002	484003	484004	484005	484006
483 code	483002	483003	483004	483005	483006

HIGH PRESSURE



2014/68/EU Directive N°0948 - Risk category III / module B+C2 - A105 body - A410 needle - Rising rotating stem - PS: 200 bar - TS: 0°C/+180°C.

CE
0948

ISO
9001

489 - Female/Female (BSP)

Ø	1/4"	3/8"	1/2"	3/4"	1"	1"1/4"	1"1/2"	2"
code	489002	489003	489004	489005	489006	489007	489008	489009

Excluded from 2014/68/EU Directive (article 4, §3) - CF8M body - F304 needle - PTFE gland pack - PS: 400 bar - TS: -20°C/+180°C.

ISO
9001

3.1
10 €/DN

Compatible
ATEX
ZONE
no source
of ignition

HIGH PRESSURE



481 - Female/female (BSP) 487 - Female/female (NPT) 488 - Male/female (BSP)

Ø	1/4"	3/8"	1/2"	3/4"	1"
481 code	481002	481003	481004	481005	481006
487 code	487002	487003	487004	487005	487006
488 code	488002	488003	488004	488005	488006

Threaded

2014/68/EU Directive N°0497 - Risk category III / module H - For fluids of group 2 - B62 Bronze body - Brass globe & bonnet - PTFE gland pack - PS: 16 bar - TS: -10°C/+110°C.

CE
0497

ISO
9001



460 - Bronze - Metal-metal tightness

462 - Bronze - PTFE tightness

Ø	1/4"	3/8"	1/2"	3/4"	1"	1"1/4"	1"1/2"	2"
460 code	460002	460003	460004	460005	460006	460007	460008	460009
462 code	462002	462003	462004	462005	462006	462007	462008	462009

2014/68/EU Directive N°0497 - Risk category III / module H - For fluids from group 2 - B62 Bronze body - Brass union bonnet - F316L seat - PS: 25 bar - TS: -10°C/+180°C.

CE
0497

ISO
9001



451 - Bronze - Metal-metal tightness (BSP)

454 - Bronze - PTFE tightness (BSP)

Ø	1/4"	3/8"	1/2"	3/4"	1"	1"1/4"	1"1/2"	2"
451 code	451002	451003	451004	451005	451006	451007	451008	451009
454 code	454002	454003	454004	454005	454006	454007	454008	454009



97/23/EC Directive - Risk category I / module A - CF8M body - CF8M globe - Metal seat - PS: 16 bar - TS: -20°C/+180°C - ⚠️ **Not suitable for steam.**

CE ISO 9001 3.1
10 €/DN

485 - Stainless steel (BSP)

Ø	1/2"	3/4"	1"	1"1/4	1"1/2	2"
code	485004	485005	485006	485007	485008	485009

HEATING



Flanged RF PN16

2014/68/EU Directive N°0038 - Risk category III / module H - Flanged RF PN16 - EN 558 series 1 - GG25 body & globe - Stainless steel stem & seat - Rising stem - PS: 16 bar - TS: -10°C/+120°C - ⚠️ **Not suitable for steam.**

CE 0038 ISO 9001 3.1
10 €/DN

470 - Cast iron

DN	15	20	25	32	40	50	65	80	100	125	150	200
face to face	130	150	160	180	200	230	290	310	350	400	480	600
code	470015	470020	470025	470032	470040	470050	470065	470080	470100	470125	470150	470200

STEAM



2014/68/EU Directive N°0062 - Risk category III / module H - Flanged RF PN16 - EN 558 series 1 - GG25 body - Stainless steel stem, globe & seat - Rising stem & handwheel - PS: 16 bar - TS: -10°C/+300°C - ⚠️ **Steam up to 10 bar max.**

CE 0062 ISO 9001 3.1
10 €/DN

479 - Cast iron

ZETKAMA

DN	15	20	25	32	40	50	65	80	100	125	150	200
face to face	130	150	160	180	200	230	290	310	350	400	480	600
code	479015	479020	479025	479032	479040	479050	479065	479080	479100	479125	479150	479200

STEAM



2014/68/EU Directive N°0035 - Risk category III / module H - Flanged RF PN25/16 - EN 558 series 1 - GGG40 body up to DN100, A216WCB above - Stainless steel stem, globe & seat - Bolted bonnet & gland pack - Non rising stem - PS: 25 bar up to DN50, 16 bar above - TS: -10°C/+350°C - ⚠️ **Steam up to 10 bar max.**

CE 0035 ISO 9001 3.1
10 €/DN

476 - Ductile iron - With stainless steel bellow

DN	15	20	25	32	40	50	65	80	100	125	150	200
face to face	130	150	160	180	200	230	290	310	350	400	480	600
code	476015	476020	476025	476032	476040	476050	476065	476080	476100	476125	476150	476200

STEAM



Flanged RF PN40

2014/68/EU Directive N°0035 - Risk category III / module H - Flanged RF PN40 - EN 558 series 1 - A216WCB body - Stainless steel stem, globe & seat - Bolted bonnet & gland pack - PS: 40 bar - TS: -20°C/+400°C.

CE 0035 ISO 9001 3.1
10 €/DN

471 - Carbon steel

Rising stem and handwheel

DN	15	20	25	32	40	50	65	80	100	125	150	200
face to face	130	150	160	180	200	230	290	310	350	400	480	600
code	471015	471020	471025	471032	471040	471050	471065	471080	471100	471125	471150	471200



475 - Carbon steel - With stainless steel bellow

Non-rising stem & handwheel

DN	15	20	25	32	40	50	65	80	100	125	150	200
face to face	130	150	160	180	200	230	290	310	350	400	480	600
code	475015	475020	475025	475032	475040	475050	475065	475080	475100	475125	475150	475200

NEW




475 - Carbon steel - With stainless steel bellow - CPCU flange connection

Non-rising stem & handwheel

DN	15	20	25	32	40
face to face	130	150	160	180	200
code	475315	475320	475325	475332	475340

■ Flanged RF PN16

2014/68/EU Directive N°2580 - Risk category III / module H - Fire safe acc. to ISO 10497 & API 607 - Flanged RF PN16 - EN 558 series 1 - GG25 body & bonnet - Phosphated GG20 lantern - YX-GT graphite packing rings - Belleville washer - PS: 16 bar - TS: -10°C/+300°C.



STEAM



YVN-3 - Cast iron

1.4021 piston.

DN	15	20	25	32	40	50
face to face	130	150	160	180	200	230
code	YVN3015	YVN3020	YVN3025	YVN3032	YVN3040	YVN3050

STEAM




YVNB-2 - Cast iron - With balancing piston box

1.4086 piston - 1.4301 piston box.

DN	65	80	100	125	150	200
face to face	290	310	350	400	480	600
code	YVNB2065	YVNB2080	YVNB2100	YVNB2125	YVNB2150	YVNB2200

■ Flanged RF PN40

2014/68/EU Directive N°2580 - Risk category III / module H - Fire safe acc. to ISO 10497 & API 607 - Flanged RF PN40 - EN 558 series 1 - A216WCB body & bonnet - Phosphated GG20 lantern - YX-GT graphite packing rings - Belleville washer - PS: 40 bar - TS: -10°C/+400°C.



STEAM



YVN-8 - Cast steel

1.4021 piston.

DN	15	20	25	32	40	50
face to face	130	150	160	180	200	230
code	YVN8015	YVN8020	YVN8025	YVN8032	YVN8040	YVN8050

STEAM



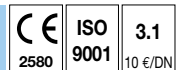
YVNB-8 - Cast steel - With balancing piston box

1.4086 piston - 1.4301 piston box.

DN	65	80	100	125	150	200
face to face	290	310	350	400	480	600
code	YVNB8065	YVNB8080	YVNB8100	YVNB8125	YVNB8150	YVNB8200

NEW

2014/68/EU Directive N°2580 - Risk category III / module H - Flanged RF PN40 - EN 558 series 1 - A216WCB body & bonnet - Phosphated GG20 lantern - YX-GT graphite packing rings - Belleville washer - PS: 40 bar - TS: -10°C/+220°C.



STEAM



AKV - Boiler blow down valves

DN	32	40	50
code	AKV032	AKV040	AKV050

■ Accessories for steam globe valves & piston valves

MIRS - Globe valve insulation jacket

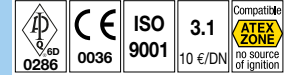
Pyrogel XT Aspen Aerogels® hydrophobic insulation - Fiber glass fabric with silicone cover - Fabrics sewing by Kevlar® and stainless steel wires - Braided fiber glass ropes - TS: up to 250°C.

DN	15	20	25	32	40	50	65	80	100	125	150
code	181015SE	181020SE	181025SE	181032SE	181040SE	181050SE	181065SE	181080SE	181081SE	181082SE	181083SE



Carbon steel A105N - TRIM 8

2014/68/EU Directive N°0036 - Risk category III / module H - API Spec 6D-0286 (except globe valves) - A105N carbon steel body & bonnet - TRIM 8 - A410 + Stellite® Gr.6 seat - Bolted bonnet & gland pack - Rising stem for gate & globe valves - TS: -29°C/+425°C.



Gate valves - 800 lbs



112 - Welding

113 - Threaded

114 - Threaded

F6 gate - A410 stem - Standard port - PS: 136 bar.

NPS	3/8"	1/2"	3/4"	1"	1"1/4"	1"1/2"	2"
112 code	112010	112015	112020	112025	112032	112040	112050
113 code	113003	113004	113005	113006	113007	113008	113009
114 code	114003	114004	114005	114006	114007	114008	114009

Globe valves - 800 lbs



412 - Welding

413 - Threaded

414 - Threaded

A410 globe - A410 stem - Standard port - PS: 136 bar.

NPS	3/8"	1/2"	3/4"	1"	1"1/4"	1"1/2"	2"
412 code	412010	412015	412020	412025	412032	412040	412050
413 code	413003	413004	413005	413006	413007	413008	413009
414 code	414003	414004	414005	414006	414007	414008	414009

Globe valves with stainless steel bellow - 600 lbs



402 - Welding

403 - Threaded

404 - Threaded

A410 globe - A410 stem - A321 bellow - Standard port - PS: 100 bar.

NPS	1/2"	3/4"	1"	1"1/4"	1"1/2"	2"
402 code	402015	402020	402025	402032	402040	402050
403 code	403004	403005	403006	403007	403008	403009
404 code	404004	404005	404006	404007	404008	404009

Piston check valves - 800 lbs



312 - Welding

313 - Threaded

314 - Threaded

A410 piston - With A302 spring - Horizontal mounting - Standard port - PS: 136 bar.

NPS	3/8"	1/2"	3/4"	1"	1"1/4"	1"1/2"	2"
312 code	312010	312015	312020	312025	312032	312040	312050
313 code	313003	313004	313005	313006	313007	313008	313009
314 code	314003	314004	314005	314006	314007	314008	314009

Ball check valves - 800 lbs



318 - Welding

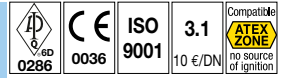
319 - Threaded

A410 ball - With A302 spring - Horizontal mounting - Standard port - PS: 136 bar.

NPS	3/8"	1/2"	3/4"	1"	1"1/4"	1"1/2"	2"
318 code	318010	318015	318020	318025	318032	318040	318050
319 code	319003	319004	319005	319006	319007	319008	319009

Carbon steel A105N - TRIM 5

2014/68/EU Directive N°0036 - Risk category III / module H - API Spec 6D-0286 (except globe valves) - A105N carbon steel body & bonnet - TRIM 5 - A410 + Stellite® Gr.6 seat - Rising stem for gate & globe valves - TS: -29°C/+425°C.



Gate valve - 150 lbs

130 - RF ANSI 150

F6 + Stellite® Gr.6 gate - A410 stem - Bolted bonnet - Full port - PS: 20 bar.

NPS	1/2"	3/4"	1"	1"1/2"	2"
code	130015	130020	130025	130040	130050



Globe valve - 150 lbs

440 - RF ANSI 150

F6 + Stellite® Gr.6 globe - A410 stem - Bolted bonnet - Full port - PS: 20 bar.

NPS	1/2"	3/4"	1"	1"1/2"	2"
code	440015	440020	440025	440040SF	440050SF



Gate valve - 300 lbs

131 - RF ANSI 300

F6 + Stellite® Gr.6 gate - A410 stem - Bolted bonnet - Full port - PS: 50 bar.

NPS	1/2"	3/4"	1"	1"1/2"	2"
code	131015	131020SF	131025SF	131040SF	131050SF



Globe valve - 300 lbs

441 - RF ANSI 300

F6 + Stellite® Gr.6 globe - A410 stem - Bolted bonnet - Full port - PS: 50 bar.

NPS	1/2"	3/4"	1"	1"1/2"	2"
code	441015	441020	441025	441040	441050



Gate valves - 800 lbs

117 - Welding

116 - Threaded

F6 + Stellite® Gr.6 gate - A410 stem - Welded bonnet - Standard port - PS: 136 bar.

NPS	1/2"	3/4"	1"	1"1/2"	2"
117 code	117015	117020	117025	117040	117050
116 code	116004	116005	116006	116008	116009



Globe valves - 800 lbs

417 - Welding

416 - Threaded

F6 + Stellite® Gr.6 globe - A410 stem - Welded bonnet - Standard port - PS: 136 bar.

NPS	1/2"	3/4"	1"	1"1/2"	2"
417 code	417015	417020	417025	417040	417050
416 code	416004	416005	416006SF	416008	416009



Y-pattern globe valve - 1500 lbs


405 - Welding

A410 + Stellite® Gr.6 globe - A410 stem - Welded bonnet - Full port - PS: 255 bar.

NPS	1/2"	3/4"	1"	1"1/2"	2"
code	405015	405020	405025	405040	405050

Carbon steel A105N - TRIM 16

2014/68/EU Directive N°0036 - Risk category III / module H - API Spec 6D-0286 - NACE MR0175 - A105N carbon steel body & bonnet - TRIM 16 - F316 + Stellite® Gr.6 seat - Bolted bonnet & gland pack - Rising stem - TS: -29°C/+425°C.



Gate valves - 800 lbs



111 - Welding


115 - Threaded

F316 gate - A410 stem - Standard port - PS: 136 bar.

NPS	3/8"	1/2"	3/4"	1"	1 1/2"	2"
111 code	111010	111015	111020	111025	111040	111050
115 code	115003	115004	115005	115006	115008	115009

Carbon steel A350LF2 - TRIM 12

2014/68/EU Directive N°0036 - Risk category III / module H - API Spec 6D-0286 (except globe valves) - A350LF2 carbon steel body & bonnet - TRIM 12 - F316 + Stellite® Gr.6 seat - Bolted bonnet & gland pack - Rising stem for gate & globe valves - TS: -46°C/+425°C - Impact test included in the 3.1 certificate.



Gate valves - 800 lbs



119 - Welding

118 - Threaded

F316 gate - F316 stem - Full port - PS: 136 bar.

NPS	1/2"	3/4"	1"	1 1/2"	2"
119 code	119015	119020	119025	119040	119050
118 code	118004	118005	118006	118008	118009

Globe valves - 800 lbs



419 - Welding

418 - Threaded

F316 globe - F316 stem - Full port - PS: 136 bar.

NPS	1/2"	3/4"	1"	1 1/2"	2"
419 code	419015	419020	419025	419040	419050
418 code	418004	418005	418006	418008	418009

Gate valves - 1500 lbs



121 - Welding

120 - Threaded

F316 gate - F316 stem - Standard port - PS: 255 bar.

NPS	1/2"	3/4"	1"	1 1/2"	2"
121 code	121015	121020	121025	121040	121050
120 code	120004	120005	120006	120008	120009

Globe valves - 1500 lbs



421 - Welding


420 - Threaded

F316 globe - F316 stem - Standard port - PS: 255 bar.

NPS	1/2"	3/4"	1"	1 1/2"	2"
421 code	421015	421020SF	421025	421040	421050
420 code	420004	420005	420006	420008	420009

Carbon steel A182F11 - TRIM 5

2014/68/EU Directive N°0036 - Risk category III / module H - API Spec 6D-0286 -
A182F11 carbon steel body & bonnet - TRIM 5 - A410 + Stellite® Gr.6 seat - Rising stem - TS: -29°C/+595°C.



Gate valves - 800 lbs



122 - Welding

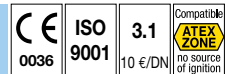
123 - Threaded

F6 + Stellite® Gr.6 gate - A410 stem - Welded bonnet - Standard port - PS: 138 bar.

NPS	1/2"	3/4"	1"	1 1/2"	2"
122 code	122015	122020	122025	122040	122050
123 code	123004	123005	123006	123008	123009

Carbon steel A182F22 - TRIM 5

2014/68/EU Directive N°0036 - Risk category III / module H - A182F22 carbon steel body & bonnet - TRIM 5 -
A410 + Stellite® Gr.6 seat - Rising stem - TS: -29°C/+595°C.



Y-pattern globe valve - 1500 lbs



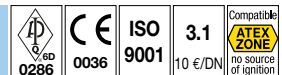
406 - Welding

A410 + Stellite® Gr.6 globe - F304 stem - Welded bonnet - Full port - PS: 258 bar.

NPS	1/2"	3/4"	1"	1 1/2"	2"
code	406015	406020	406025	406040	406050

Stainless steel F316 - TRIM 10

2014/68/EU Directive N°0036 - Risk category III / module H - API Spec 6D-0286 (except globe valves) -
F316 stainless steel body & inner parts - TRIM 10 - F316, standard 316 seat and stem - Bolted bonnet & gland pack -
Rising stem for gate & globe valves - PS: 132 bar - TS: -49°C/+538°C.



Gate valves - 800 lbs



152 - Welding

153 - Threaded

F316 gate - Standard port.

NPS	3/8"	1/2"	3/4"	1"	1 1/2"	2"
152 code	152010	152015	152020	152025	152040	152050
153 code	153003	153004SF	153005SF	153006SF	153008	153009

Globe valves - 800 lbs



452 - Welding

453 - Threaded

F316 globe - Standard port.

NPS	3/8"	1/2"	3/4"	1"	1 1/2"	2"
452 code	452010	452015	452020	452025	452040	452050
453 code	453003	453004	453005	453006	453008	453009

Ball check valves - 800 lbs



358 - Welding

359 - Threaded

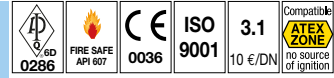
F316 ball - With inconel spring - Standard port.

NPS	3/8"	1/2"	3/4"	1"	1 1/2"	2"
358 code	358010	358015	358020	358025	358040	358050
359 code	359003	359004	359005	359006	359008	359009

Ball valves - Carbon steel A105N

NEW DESIGN

2014/68/EU Directive N°0036 - Risk category III / module H - API Spec 6D-0286 - Fire safe API607 - A105N carbon steel body - F316 ball - F316 stem - RTFE seats - Full bore - Anti-blowout stem - Antistatic device - ISO pad - PS: 136 bar - TS: -29°C/+220°C.



Ball valves - 800 lbs



7451 - Welding

7450 - Threaded

NPS	1/2"	3/4"	1"	1"1/4"	1"1/2"	2"
7451 code	745115	745120	745125	745132	745140	745150
7450 code	745004	745005	745006	745007	745008	745009

not on stock, on request.

Other forged valves

Needle valves - 3000 psi

Excluded from 2014/68/EU Directive (article 4, §3) - A105N carbon steel body - A410 needle - Graphite gland pack - Rising stem - PS: 200 bar - TS: -29°C/+250°C.



486 - Welding

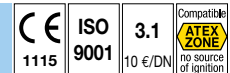
484 - Threaded

483 - Threaded

NPS	1/4"	3/8"	1/2"	3/4"	1"
486 code	486008	486010	486015	486020	486025
484 code	484002	484003	484004	484005	484006
483 code	483002	483003	483004	483005	483006

Y-strainers - 800 lbs

2014/68/EU Directive N°1115 - Risk category III / module H - A105N carbon steel body - F316 screen - Mesh 0,8 mm - With draining cap - PS: 136 bar - TS: -29°C/+425°C.



232 - Welding

234 - Threaded

231 - Threaded

NPS	1/4"	3/8"	1/2"	3/4"	1"	1"1/4"	1"1/2"	2"
232 code	232008	232010	232015	232020	232025	232032	232040	232050
234 code	234002	234003	234004	234005	234006	234007	234008	234009
231 code	231002	231003	231004	231005	231006	231007	231008	231009

Excluded from 2014/68/EU Directive (article 4, §3) - F316 stainless steel body - Mesh 0,8 mm - With draining cap - PS: 132 bar - TS -49°C/+538°C.



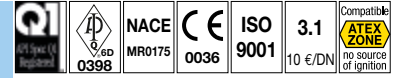
239 - Threaded

NPS	1/4"	3/8"	1/2"	3/4"	1"
code	239002	239003	239004	239005	239006

Carbon steel A216WCB - Trim 8

2014/68/EU Directive N°0036 - Risk category III / module H - API Spec Q1 - API Spec 6D-0398 (except globe valves) - A216WCB cast steel body & bonnet - TRIM 8 - Bolted bonnet & gland pack - PS: 20 bar (ANSI 150), 50 bar (ANSI 300) - TS: -29°C/+425°C -

⚠ Impact test available acc. to delivery.



Gate valves



143 - Flanged RF ANSI 150

A216WCB + 13Cr gate - F6a stem - A105 + Stellite® Gr.6 seat - Rising stem & non rising handwheel up to 14", with gearbox above.

NPS	2" NEW	2 1/2"	3"	4"	5" NEW	6"	8"	10"	12"	14"
face to face	178	191	203	229	254	267	292	330	356	381
code	143050	143065	143080	143100	143125	143150	143200	143250	143300	143350
NPS	16" NEW	18"	20"	24" NEW						
face to face	406	432	457	508						
code	143400	143450	143500	143600						



144 - Flanged RF ANSI 300

A216WCB + 13Cr gate - F6a stem - A105 + Stellite® Gr.6 seat - Rising stem & non rising handwheel up to 14", with gearbox above.

NPS	2"	3"	4"	6"	8"	10"	12"	14"	16"
face to face	216	283	305	403	419	457	502	762	838
code	144050	144080	144100	144150	144200	144250	144300	144350	144400

■ not on stock, on request.

Globe valves



443 - Flanged RF ANSI 150

A105 + 13Cr globe - F6a stem - A216WCB + Stellite® Gr.6 seat - Rising stem & handwheel.

NPS	2"	3"	4"	6"	8"	10"	12"
face to face	203	241	292	406	495	622	698
code	443050	443080	443100	443150	443200	443250	443300



444 - Flanged RF ANSI 300

A105 + 13Cr globe - F6a stem - A216WCB + Stellite® Gr.6 seat - Rising stem & handwheel.

NPS	2"	3"	4"	6"	8"	10"	12"
face to face	267	318	356	444	559	622	711
code	444050	444080	444100	444150	444200	444250	444300

Swing check valves



373 - Flanged RF ANSI 150

A216WCB + 13Cr swing plate - A105 + Stellite® Gr.6 seat.

NPS	2"	3"	4"	5" NEW	6"	8"	10"	12"	14" NEW	16" NEW
face to face	203	241	292	330	356	495	622	698	787	864
code	373050	373080	373100	373125	373150	373200	373250	373300	373350	373400



374 - Flanged RF ANSI 300

A216WCB + 13Cr swing plate - A105 + Stellite® Gr.6 seat.

NPS	2"	3"	4"	6"	8"	10"	12"
face to face	267	318	356	444	533	622	711
code	374050	374080	374100	374150	374200	374250	374300

Y-strainer



243 - Flanged RF ANSI 150
F304 screen - Mesh 1,5 mm (except 2": 1 mm).

NPS	2"	3"	4"	6"	8"	10"	12"	14"	16"
face to face	203	241	292	406	495	622	699	787	914
code	243050	243080	243100	243150	243200	243250	243300	243350	243400



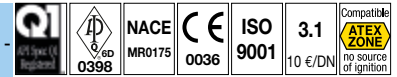
244 - Flanged RF ANSI 300
F304 screen - Mesh 1,5 mm (except 2": 1 mm).

NPS	2"	3"	4"	6"	8"	10"	12"
face to face	267	318	356	444	559	622	711
code	244050	244080	244100	244150	244200	244250	244300

Carbon steel A216WCB - TRIM 5

2014/68/EU Directive N°0036 - Risk category III / module H - API Spec Q1 - API Spec 6D-0398 (except globe valves) - A216WCB cast steel body & bonnet - TRIM 5 - Bolted bonnet & gland pack - PS: 20 bar (ANSI 150), 50 bar (ANSI 300) - TS: -29°C/+425°C -

⚠ Impact test available acc. to delivery.



Gate valve

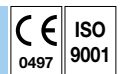
145 - Flanged RF ANSI 150

F6 + Stellite® Gr.6 gate - F6a stem - A105 + Stellite® Gr.6 seat - Rising stem & non-rising handwheel up to 14", with gearbox above.

NPS	2"	3"	4"	6"	8"	10"	12"	14"	16"
face to face	178	203	229	267	292	330	356	381	406
code	145050	145080	145100	145150	145200	145250	145300	145350	145400

Piston

2014/68/EU Directive N°0497 - Risk category III / module H - B62 Bronze body - CW614N Brass union cap - F316L seat - PS: 25 bar - TS: -10°C/+180°C.

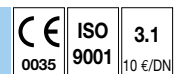


350 - Bronze - Metal-metal tightness (BSP) **354 - Bronze - PTFE tightness (BSP)**

Ø	1/4"	3/8"	1/2"	3/4"	1"	1 1/4"	1 1/2"	2"
350 code	350002	350003	350004	350005	350006	350007	350008	350009
354 code	354002	354003	354004	354005	354006	354007	354008	354009



2014/68/EU Directive N°0035 Risk category III / module H - CF8M body & piston - PTFE seat - PS: 50 bar - TS: -20°C/+200°C.



325 - Stainless steel (BSP)

Ø	1/4"	3/8"	1/2"	3/4"	1"	1 1/4"	1 1/2"	2"	2 1/2"	3"
face to face	57	57	61	70	86	100	111	138	170	195
code	325002	325003	325004	325005	325006	325007	325008	325009	325010	325011

Anti-pollution Water



Excluded from 2014/68/EU directive (article 1, §2.b) - Flanged RF PN10/16 - EN 558 series 1 - Ductile iron body & cap - Epoxy coated - Bronze inner part - EPDM gasket - Includes 2 tapping valves 1/2" - PS: 16 bar - TS: +10°C/+60°C.



346 - Ductile iron

DN	40/50	60/65	80	100	150
face to face	230	290	310	350	480
code	346050	346065	346080	346100	346150

Spring - All positions

Excluded from 2014/68/EU Directive (article 4, §3) - Stainless steel body & disc - FKM seat - PS: 16 bar - TS: -10°C/+150°C.

ISO 9001

327 - Full stainless steel F304

326 - Full stainless steel F316



Ø	1/4"	3/8"	1/2"	3/4"	1"	1"1/4"	1"1/2"	2"	2"1/2"	3"	4"
face to face	66	66	66	72	83	105	115	125	145	162,5	189,5
327 code	327002	327003	327004	327005	327006	327007	327008	327009	327010	327011	327012
326 code	326002	326003	326004	326005	326006	326007	326008	326009	326010	326011	326012

NEW

2014/68/EU Directive - CF8M body & disc - RTFE seat - PS: 63 bar - TS: -20°C/+200°C.

CE 0035 ISO 9001 3.1 10 €/DN

329 - Stainless steel



Ø	1/4"	3/8"	1/2"	3/4"	1"	1"1/4"	1"1/2"	2"
face to face	63	63	63	63	63	63	63	40
code	329002	329003	329004	329005	329006	329007	329008	329009

2014/68/EU Directive N°0035 - Risk category II / module H - CF8M body - F316 disc - Metal-metal tightness - PTFE body seats - PS: 63 bar - TS: -20°C/+200°C.

ACS CE 0035 ISO 9001 3.1 10 €/DN Compatible no source of ignition

380 - 3 piece body

381 - 3 piece body

384 - 3 piece body

382 - 3 piece body



Ø	1/4"	3/8"	1/2"	3/4"	1"	1"1/4"	1"1/2"	2"	2"1/2"	3"	4"
380 code	380002	380003	380004	380005	380006	380007	380008	380009	380010	380011	380012
384 code	384002	384003	384004	384005	384006	384007	384008	384009	-	-	-
381 code	381008	381010	381015	381020	381025	381032	381040	381050	381065	381080	381100
382 code	382008	382010	382015	382020	382025	382032	382040	382050	382065	382080	382100



383 - Foot valve - With F316 strainer basket

Ø	3/8"	1/2"	3/4"	1"	1"1/4"	1"1/2"	2"	2"1/2"	3"	4"
code	383003	383004	383005	383006	383007	383008	383009	383010	383011	383012

Wafer spring - All positions

2014/23/EU Directive N°0408 - Risk category II / modules A2+C2 - CW617N body - F316 disc - Metal-metal tightness - PS: 16 bar - TS: -10°C/+250°C.



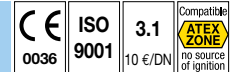
385 - Brass

Between flanges PN10/16/25/40



DN	32	40	50
face to face	28	31,5	40
code	385032	385040	385050

2014/23/EU Directive N°0036 - Risk category II / module A2 - EN 558 series 49 - CF8M body - F316 disc - Metal-metal tightness - PS: 40 bar - TS: -20°C/+200°C.



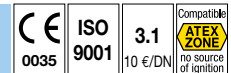
390 - Stainless steel - S-First

Between flanges PN10/16/25/40 & ANSI 150 & 300




DN	15	20	25	32	40	50	65	80	100
face to face	16	19	21	27	31	40	46	50	60
code	390015	390020	390025	390032	390040	390050	390065	390080	390100

2014/68/EU Directive N°0035 - Risk category II / module H - CF8M body - F316 disc - Metal-metal tightness - PS: 40 bar - TS: -20°C/+200°C.



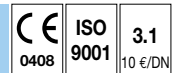
386 - Stainless steel

Between flanges PN10/16/25/40 & ANSI 150



DN	15	20	25	32	40	50	65	80	100	125	150	200
face to face	16	19	22	28	31,5	40	46	49	60	90	106	140
code	386015	386020	386025	386032	386040	386050	386065	386080	386100	386125	386150	386200

2014/68/EU Directive N°0408 - Risk category II / modules A2+C2 - F316 body & disc - Metal-metal tightness - PS: 40 bar - TS: -30°C/+300°C.



387 - Stainless steel - High temperature

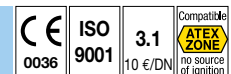
Between flanges PN40



DN	15	20	25	32	40	50	65	80	100
face to face	16,5	20	22	28	32	40	46	50	60
code	387015	387020	387025	387032	387040	387050	387065	387080	387100

Swing

2014/68/EU Directive N°0036 - Risk category II / module A2 - CF8M body & plate - Metal-metal tightness - PS: 16 bar - TS: -25°C/+180°C - ⚠️ Not suitable for pulsatory pace - Max. speed 3m/sec.

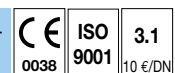


320 - Stainless steel (BSP)



Ø	1/4"	3/8"	1/2"	3/4"	1"	1"1/4"	1"1/2"	2"
code	320002	320003	320004	320005	320006	320007	320008	320009

2014/68/EU Directive N°0038 - Risk category III / module H - GG25 body & plate - Flanged RF PN16 - DIN 3202 F6 - PS: 16 bar - ⚠️ Not suitable for pulsatory pace - Max. speed 3m/sec.



360 - Cast iron - Metal seat

TS: -10°C/+120°C.



DN	40	50	65	80	100	125	150	200
face to face	180	200	240	260	300	350	400	500
360 code	360040	360050	360065	360080	360100	360125	360150	360200
362 code	362040	362050	362065	362080	362100	362125	362150	362200

362 - Cast iron - EPDM seat

TS: -10°C/+80°C.

Wafer swing - Single plate



Excluded from 2014/68/EU Directive (article 4, §3) - Between flanges PN16 - PS: 16 bar up to DN200, 10 bar above -
 ⚠ **Not suitable for pulsatory pace - Max. speed 3m/sec.**

ISO 9001 3.1
10 €/DN

364 - Carbon steel - EPDM gasket

TS: -10°C/+110°C.

DN	40	50	65	80	100	125	150	200	250	300
face to face	14	14	14	14	18	18	20	22	26	32
code	364040	364050	364065	364080	364100	364125	364150	364200	364250	364300
DN	350	400	450	500	600					
face to face	38	44	50	56	62					
code	364350	364400	364450	364500	364600					



351 - Carbon steel - NBR gasket

TS: -10°C/+80°C.

DN	40	50	65	80	100	125	150	200	250	300
face to face	14	14	14	14	18	18	20	22	26	32
code	351040	351050	351065	351080	351100	351125	351150	351200	351250	351300

2014/68/EU Directive N°0035 - Risk category III / module H - Between flanges PN16 - PS: 16 bar up to DN200, 10 bar above -
 ⚠ **Not suitable for pulsatory pace - Max. speed 3m/sec.**

CE 0035 ISO 9001 3.1
10 €/DN

365 - Stainless steel CF8M - FKM gasket

TS: -10°C/+180°C.

DN	40	50	65	80	100	125	150	200	250	300
face to face	14	14	14	14	18	18	20	22	26	32
code	365040	365050	365065	365080	365100	365125	365150	365200	365250	365300
DN	350	400	450	500	600					
face to face	38	44	50	56	62					
code	365350	365400	365450	365500	365600					



Wafer swing - Dual plate

2014/68/EU Directive N°0035 - Risk category III / module H - Lloyd's Register Type Approval for marine applications - Between flanges PN10/16 - GG25 body - PS: 16 bar up to DN300, 10 bar above - ⚠ **Not suitable for pulsatory pace.**

LR CE 0035 ISO 9001 3.1
10 €/DN

370 - NBR gasket - GGG40 plates

TS: -10°C/+90°C.

DN	40	50	65	80	100	125	150	200	250	300
face to face	43	54	54	57	64	70	76	95	108	143
code	370040	370050	370065	370080	370100	370125	370150	370200	370250	370300
DN	350	400	450	500	600					
face to face	184	191	203	213	222					
code	370350	370400	370450	370500	370600					



371 - EPDM gasket - CF8M plates

TS: -10°C/+110°C.

DN	50	65	80	100	125	150	200	250	300	
face to face	54	54	57	64	70	76	95	108	143	
code	371050	371065	371080	371100	371125	371150	371200	371250	371300	
DN	350	400	450	500	600					
face to face	184	191	203	213	222					
code	371350	371400	371450	371500	371600					



2014/68/EU Directive N°0035 - Risk category III / module H - Lloyd's Register Type Approval for marine applications - Between flanges PN10/16 - GG25 body - PS: 16 bar - ⚠️ **Not suitable for pulsatory pace.**



375 - EPDM gasket - CF8M plates

TS: -10°C/+110°C.



DN	50	65	80	100	125	150	200	250	300
face to face	54	54	57	64	70	76	95	108	143
code	375050	375065	375080	375100	375125	375150	375200	375250	375300

2014/68/EU Directive N°0035 - Risk category III / module H - Lloyd's Register Type Approval for marine applications - Between flanges PN10/16 - GGG40 body - PS: 16 bar - ⚠️ **Not suitable for pulsatory pace.**



379 - NBR gasket - Aluminium bronze plates

TS: -10°C/+90°C.



DN	50	65	80	100	125	150	200	250	300	350
face to face	54	54	57	64	70	76	95	108	144	184
code	379050	379065	379080	379100	379125	379150	379200	379250	379300	379350

2014/68/EU Directive N°0035 - Risk category III / module H - Between flanges PN25 up to DN200, PN10/16 above - CF8M body - PS: 16 bar up to DN300, 10 bar above - ⚠️ **Not suitable for pulsatory pace.**



372 - FKM gasket - CF8M plates

TS: -10°C/+180°C.



DN	50	65	80	100	125	150	200	250	300
face to face	54	54	57	64	70	76	95	108	143
code	372050	372065	372080	372100	372125	372150	372200	372250	372300

DN	350	400	450	500	600
face to face	184	191	203	213	222
code	372350	372400	372450	372500	372600

Spring - Cast iron

Excluded from 2014/68/EU Directive (article 1, §2.b & article 4, §3) - GG25 body - Epoxy coated - EPDM gasket - All positions - PS: 16 bar.



369 - Flanged PN16

F304 disc - TS: -10°C/+110°C.



DN	50	65	80	100	125	150	200	250	300
face to face	100	120	135	165	200	231	288	354	395
code	369050	369065	369080	369100	369125	369150	369200	369250	369300

366 - Flanged PN16 - For drinking water

GGG40 disc - TS: -10°C/+120°C.



DN	50	65	80	100	125	150	200	250	300
face to face	100	120	140	165	195	230	290	355	400
code	366050	366065	366080	366100	366125	366150	366200	366250	366300

Up to DN600 on request

Ball

Excluded from 2014/68/EU Directive (article 1, §2.b) - For water treatment and water distribution networks - Epoxy coated - PS: 10 bar.



Threaded

339 - Stainless steel

Full F316 body & parts - FKM coated aluminium ball - PS: 16 bar - TS: 0°C/+150°C.



Ø	1"1/4	1"1/2	2"
face to face	175	190	210
code	339007	339008	339009

331 - Ductile iron GGG40 body (BSP)

NBR ball up to 1"1/2, NBR coated aluminium ball above - TS: -10°C/+80°C.



Ø	1"	1"1/4	1"1/2	2"	2"1/2	3"
face to face	141	141	150	175	214	248
code	331006	331007	331008	331009	331010	331011

3.1
10 €/DN

335 - Cast iron GG25 body (BSP)

NBR coated aluminium ball - According to EN 12050-4 for lifting stations - TS: -10°C/+70°C.



Ø	1"	1"1/4	1"1/2	2"	2"1/2	3"
face to face	141	141	150	175	214	248
code	335006	335007	335008	335009	335010	335011



3.1
10 €/DN

Flanged RF PN10 - DIN 3202 F6

332 - Ductile iron GGG40 body

NBR ball for DN40, NBR coated aluminium ball up to DN80, NBR coated steel ball above - TS: -10°C/+80°C.



DN	40	50	65	80	100	125	150	200	250	300
face to face	178	200	240	260	300	350	400	500	600	700
code	332040	332050	332065	332080	332100	332125	332150	332200	332250	332300

336 - Cast iron GG25 body (DN65 to DN100) - Ductile iron GGG40 body (others)

NBR coated aluminium ball up to DN200, NBR coated ductile iron ball above - According to EN 12050-4 for lifting stations - TS: -10°C/+70°C.



DN	40	50	65	80	100	125	150	200	250	300	350	400
face to face	180	200	240	260	300	350	400	500	600	700	800	900
code	336040	336050	336065	336080	336100	336125	336150	336200	336250	336300	336350	336400



Foot valves

Excluded from 2014/68/EU Directive (article 1, §2.b & article 4, §3) - GG25 body - Epoxy coated - Carbon steel strainer - All positions.

ISO
9001

368 - Flanged PN16 - Check valve 369 with strainer basket

TS: -10°C/+110°C.



DN	50	65	80	100	125	150	200	250
code	368050	368065	368080	368100	368125	368150	368200	368250

363 - Flanged PN16 - Check valve 366 with strainer basket

TS: -10°C/+120°C.



DN	50	65	80	100	125	150	200	250	300
code	363050	363065	363080	363100	363125	363150	363200	363250	363300



Strainer baskets

391 - Full stainless steel F316 (BSP)

TS: 0°C/+150°C.



Ø	3/8"	1/2"	3/4"	1"	1"1/4	1"1/2	2"	2"1/2	3"	4"
mesh (mm)	1,2	1,2	1,2	1,2	1,2	1,2	1,2	1,5	1,5	2,0
391 code	391003	391004	391005	391006	391007	391008	391009	391010	391011	391012

367 - Flanged PN10/16 - Galvanized carbon steel

TS: -20°C/+200°C - Mesh 6 mm.



DN	50	65	80	100	125	150	200	250	300
367 code	367050	367065	367080	367100	367125	367150	367200	367250	367300
376 code	376050	376065	376080	376100	376125	376150	376200	376250	376300

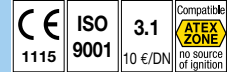
376 - Flanged PN10/16 - Stainless steel F304

TS: -20°C/+200°C - Mesh 6 mm.



Threaded

2014/68/EU Directive N°1115 - Risk category III / module H - A105N carbon steel body - F316 screen - Mesh 0,8 mm - With draining cap - PS: 136 bar - TS: -29°C/+425°C.



232 - Carbon steel

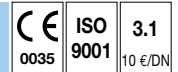
234 - Carbon steel

231 - Carbon steel



NPS	1/4"	3/8"	1/2"	3/4"	1"	1"1/4"	1"1/2"	2"
232 code	232008	232010	232015	232020	232025	232032	232040	232050
234 code	234002	234003	234004	234005	234006	234007	234008	234009
231 code	231002	231003	231004	231005	231006	231007	231008	231009

2014/68/EU Directive N°0035 - Risk category III / module H - CF8M body - F304 screen - Mesh 1 mm - With draining cap - PS: 16 bar - TS: -20°C/+200°C.



230 - Stainless steel



Ø	1/4"	3/8"	1/2"	3/4"	1"	1"1/4"	1"1/2"	2"
code	230002	230003	230004	230005	230006	230007	230008	230009

Excluded from 2014/68/EU Directive (article 4, §3) - F316 stainless steel body - Mesh 0,8 mm - With draining cap - PS: 132 bar - TS -29°C/+538°C.



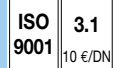
239 - Stainless steel



NPS	1/4"	3/8"	1/2"	3/4"	1"
code	239002	239003	239004	239005	239006

Flanged

Excluded from 2014/68/EU Directive (article 1, §2.b) - Flanged RF PN10/16 up to DN150, PN10 or PN16 above - EN 558 series 1 - GG25 body - Stainless steel screen - With draining cap - PS: 10 bar for PN10 strainers, 16 bar for PN16 strainers.



220 - Cast iron

F304 screen - Grey epoxy paint - TS: -10°C/+120°C.



DN	15	20	25	32	40	50	65	80	100	125	150
mesh (mm)	1,1	1,1	1,1	1,1	1,1	1,1	1,1	1,1	1,1	1,1	1,5
face to face	130	150	160	180	200	230	290	310	350	400	480
PN16 code	220015	220020	220025	220032	220040	220050	220065	220080	220100	220125	220150

DN	200	250	300	350	400	450	500	600
mesh (mm)	1,5	1,5	1,5	3	3	5	5	5
face to face	600	730	850	980	1100	1200	1250	1450
PN10 code	220201	220250	220300	220350	220400	220450	220500	220600
PN16 code	220200	220251	220301	-	-	-	-	-

233 - Cast iron - Water use

F304 screen & draining cap - Blue epoxy paint - TS: -10°C/+80°C.

.../10: flanges PN10

.../16: flanges PN16



DN	40	50	65	80	100	125	150	200/10	200/16	250/10	250/16	300/10	300/16
mesh (mm)	1	1	1,25	1,25	1,6	1,6	1,6	1,6	1,6	1,6	1,6	1,6	1,6
face to face	200	230	290	310	350	400	480	600	600	730	730	850	850
code	233040	233050	233065	233080	233100	233125	233150	233200	233201	233250	233251	233300	233301
code with draining valve	233043	233053	233063	233083	233103	233123	233153	233203	233204	233253	233254	233303	233304

STEAM



2014/68/EU Directive N°0062 - Risk category III / module H - Flanged PN16 - DIN 3202 F1 - GG25 body - F304 screen - With draining cap - PS: 16 bar - TS: -10°C/+300°C - ⚠️ **Steam up to 10 bar max.**

CE 0062 ISO 9001 3.1 10 €/DN

236 - Cast iron - High temperature

ZETKAMA

DN	15	20	25	32	40	50	65	80	100	125	150	200
mesh (mm)	1	1	1	1	1	1	1,25	1,25	1,6	1,6	1,6	1,6
face to face	130	150	160	180	200	230	290	310	350	400	480	600
code	236015	236020	236025	236032	236040	236050	236065	236080	236100	236125	236150	236200

2014/68/EU Directive N°0036 - Risk category III / module H - Flanged RF PN40 - EN 558 series 1 - A216WCB body - F304 screen - PS: 40 bar - TS: -29°C/+425°C.

CE 0036 ISO 9001 3.1 10 €/DN

235 - Carbon steel - High temperature



DN	15	20	25	32	40	50	65	80	100	125	150	200	250	300
mesh (mm)	1	1	1	1	1	1	1,25	1,25	1,6	1,6	1,6	1,6	4	4
face to face	130	150	160	180	200	230	290	310	350	400	480	600	730	650
code	235015	235020	235025	235032	235040	235050	235065	235080	235100	235125	235150	235200	235250	235300

NEW



235 - Carbon steel - High temperature - CPCU flange connection

DN	15	20	25	32	40	50	65	80
mesh (mm)	1	1	1	1	1	1	1,25	1,25
face to face	130	150	160	180	200	230	290	310
code	235315	235320	235325	235332	235340	235350	235365	235380

NEW



2014/68/EU Directive N°0062 - Risk category III - Flanged RF PN16 - EN 558 series 1 - Carbon steel GP240 GH body - F304 screen - PS: 16 bar - TS: -20°C/+400°C.

CE 0062 ISO 9001 3.1 10 €/DN

821F - Carbon steel - Gas service

ZETKAMA

DN	50	65	80	100	125	150	200
mesh (mm)	1,5	1,5	1,5	1,5	1,5	1,5	1,5
face to face	230	290	310	350	400	480	600
code	418307	418308	418309	418310	418311	418312	418313

2014/68/EU Directive N°0035 - Risk category III / module H - Flanged RF PN16 - EN 558 series 1 - CF8M body - F304 screen - PS: 16 bar - TS: -20°C/+200°C.

CE 0035 ISO 9001 3.1 10 €/DN

240 - Stainless steel



DN	15	20	25	32	40	50	65	80	100	125	150	200
mesh (mm)	0,8	0,8	0,8	0,8	0,8	0,8	1	1	3	3	3	3
face to face	130	150	160	180	200	230	290	310	350	400	480	600
code	240015	240020	240025	240032	240040	240050	240065	240080	240100	240125	240150	240200



MIFI - Y-strainer valve insulation jacket

DN	15	20	25	32	40	50	65	80	100
code	182015SE	182020SE	182025SE	182032SE	182040SE	182050SE	182065SE	182080SE	182081SE

Rubber expansion joints for HVAC & water distribution

Threaded

Excluded from 2014/68/EU Directive (article 4, §3) - Lloyd's Register Type Approval for marine applications - Galvanized cast iron union fittings - Nylon reinforced liner - PS: 16 bar - TS: -10°C/+100°C.



1504 - EPDM double wave (BSP)

Ø	1/2"	3/4"	1"	1"1/4	1"1/2	2"	2"1/2	3"
length (mm)	200	200	200	200	200	200	240	240
code	1504004	1504005	1504006	1504007	1504008	1504009	1504010	1504011

Flanged

Excluded from 2014/68/EU Directive (article 4, §3) - Lloyd's Register Type Approval for marine applications - Swiveling flanges - Galvanized steel flanges - Nylon reinforced liner - PS: 16 bar for PN16 expansion joints, 10 bar for PN10 expansion joints - TS: -10°C/+100°C.



1501 - EPDM - Flanged PN10/16 up to DN150, PN10 above

1502 - EPDM - Flanged PN16



DN	32	40	50	65	80	100	125	150	200	250	300	350	400	450	500	600
length (mm)	95	95	105	115	130	135	170	180	205	240	260	266	266	200	200	250
1501 code	1501032	1501040	1501050	1501065	1501080	1501100	1501125	1501150	1501200	1501250	1501300	1501350	1501400	1501450	1501500	1501600
1502 code	-	-	-	-	-	-	-	-	1502200	1502250	1502300	-	-	-	-	-

1505 - EPDM - Flanged PN10/16 up to DN150, PN10 above

Length 130 mm.



DN	32	40	50	65	80	100	125	150	200	250	300
length (mm)	130	130	130	130	130	130	130	130	130	130	130
code	1505032	1505040	1505050	1505065	1505080	1505100	1505125	1505150	1505200	1505250	1505300

Excluded from 2014/68/EU Directive (article 4, §3) - Lloyd's Register Type Approval for marine applications - Swiveling flanges - Galvanized steel flanges - Nylon reinforced liner - PS: 16 bar for PN16 expansion joints, 10 bar for PN10 expansion joints - TS: -10°C/+80°C.



1503 - NBR - Flanged PN10/16 up to DN150, PN10 above



DN	32	40	50	65	80	100	125	150	200
length (mm)	95	95	105	115	130	135	170	180	205
code	1503032	1503040	1503050	1503065	1503080	1503100	1503125	1503150	1503200

1506 - NBR - Flanged PN10/16 up to DN150, PN10 above

Length 130 mm.



DN	32	40	50	65	80	100	125	150	200
length (mm)	130	130	130	130	130	130	130	130	130
code	1506032	1506040	1506050	1506065	1506080	1506100	1506125	1506150	1506200

Option

Steel expansion limiter - Flanged PN10 & PN16

For 1501 & 1503 - Supplied with 2 tie rods & 4 plates up to DN300 or 4 tie rods & 8 plates above. For 1505 & 1506, see page 150.

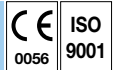
⚠ Expansion joint & flanges not included.



DN	32	40	50	65	80	100	125	150	200	250	300	350	400	450	500	600
PN10 code	9860407	9860408	9860409	9860410	9860411	9860412	9860413	9860414	9860415	9860416	9860417	9860418	9860419	9860420	9860421	9860422
PN16 code	9860407	9860408	9860409	9860410	9860411	9860412	9860413	9860414	9860315	9860316	9860317	-	-	-	-	-

Rubber expansion joints for industry - Teguflex®

2014/68/EU Directive N°0056 - Risk category III / module H - ABS, DNV-GL Type Approval for marine applications available depending on figure - Flanged PN10/16 up to DN150, PN10 above - Swiveling flanges - Dichromate zinc plated steel flanges (except 1560 & 1565: see description) - Integrated sealing surface with steel wire core - Synthetic fiber reinforcement - Standard length: 130 mm - Axial allowable movement: -30mm/+20mm - Lateral allowable movement: -/+20mm - PS: 16 bar up to DN150; 10 bar above.



1560 - EPDM liner

EPDM external cover - TS: -35°C/+90°C.

Main applications: **Water** / Hot water, cooling water with salt solutions, chlorine solutions, esters and ketones.



DN	32	40	50	65	80	100	125	150	200	250	300
steel flanges code	1560032	1560040	1560050	1560065	1560080	1560100	1560125	1560150	1560200	1560250	1560300
F316 flanges code	-	-	1560051	1560066	1560081	1560101	1560126	1560151	1560201	-	-

1561 - ACS EPDM liner

EPDM external cover - TS: -25°C/+90°C.

Main applications: **Drinkable water**.



DN	32	40	50	65	80	100	125	150	200	250	300
code	1561032	1561040	1561050	1561065	1561080	1561100	1561125	1561150	1561200	1561250	1561300

1562 - High temperature EPDM liner

EPDM external cover - TS: -35°C/+130°C.

Main applications: **Steam** / Steam and hot air up to 130°C, hot water, cooling/heating water.



DN	32	40	50	65	80	100	125	150	200	250	300
code	1562032	1562040	1562050	1562065	1562080	1562100	1562125	1562150	1562200	1562250	1562300

1563 - ECO / Epichlorhydrin liner

ECO external cover - TS: -25°C/+90°C.

Main applications: **Oil** / Water, saline solutions, alkalis, mineral oil, vegetable, oils aerosols, propane & butane gas.



DN	32	40	50	65	80	100	125	150	200	250	300
code	1563032	1563040	1563050	1563065	1563080	1563100	1563125	1563150	1563200	1563250	1563300

1564 - CSM / Chlorosulphonated Polyethylene liner

CR external cover - TS: -25°C/+90°C.

Main applications: **Chemicals** / Strong and concentrated acids, compressed air that bears oil aerosols.



DN	32	40	50	65	80	100	125	150	200	250	300
code	1564032	1564040	1564050	1564065	1564080	1564100	1564125	1564150	1564200	1564250	1564300

1566 - SBR / Styrene Butadiene Rubber liner

CR external cover - TS: -35°C/+90°C.

Main applications: **Abrasion** / Hydraulic abrasive materials, suspended stones, mud, calcium.



DN	50	65	80	100	125	150	200	250	300
code	1566050	1566065	1566080	1566100	1566125	1566150	1566200	1566250	1566300

1565 - White NBR liner

ECO external cover - Dichromate zinc plated steel flanges or F316 flanges - TS: -25°C/+90°C.

Main applications: **Food** / Food and beverage including fats and oils.



DN	50	65	80	100	125	150	200	250	300
steel flanges code	1565051	1565066	1565081	1565101	1565126	1565151	1565201	1565251	1565301
F316 flanges code	1565050	1565065	1565080	1565100	1565125	1565150	1565200	1565250	1565300

1567 - FKM liner

FKM external cover - TS: -20°C/+150°C.

Main applications: **Chemical high temperature** / Chemical fluids highly aggressive with high temp. Up to 150°C.



DN	50	65	80	100	125	150	200	250	300
code	1567050	1567065	1567080	1567100	1567125	1567150	1567200	1567250	1567300

not on stock, on request. Approx. 3 weeks delivery time on all ref. except 1567 (6 weeks).



1560T - EPDM liner - Teflon® inner lining

EPDM external cover - ⚠️ Available movement reduced by 50% - PS: 6 bar.

NEW

DN	40	50	65	80	100	125	150	200
code	1560042	1560052	1560067	1560082	1560102SF	1560127	1560152	1560202

Options

For Teguflex® range, 1505 & 1506 - Steel expansion limiter - Flanged PN10 & PN16

Supplied with 2 tie rods & 4 plates - ⚠️ Expansion joint & flanges not included.



DN	32	40	50	65	80	100	125	150	200	250	300
PN10 code	9860607	9860608	9860609	9860610	9860611	9860612	9860613	9860614	9860615	9860616	9860617

Stainless steel vacuum support ring




DN	50	65	80	100	125	150	200	250	300
code	9815050	9815065	9815080	9815100	9815125	9815150	9815200	9815250	9815300

Metal expansion joints



2014/68/EU Directive N°0408 - Risk category II / module A2+C2 - PS: 16 bar - TS: -20°C/+300°C.



1551 - Threaded - With external & internal liner (ESP)

Aluminium external liner - Steel internal liner - Stainless steel 316 bellow.

Ø	1/2"	3/4"	1"	1"1/4	1"1/2	2"
length (mm)	255	240	265	300	300	300
code	1551004	1551005	1551006	1551007	1551008	1551009

1511 - Welding (BIM)

Steel welding ends - Stainless steel 321 bellow & internal liner.



DN	25	32	40	50	65	80	100	125	150	200	250
length (mm)	185	185	200	270	260	275	310	310	350	330	360
code	1511025	1511032	1511040	1511050	1511065	1511080	1511100	1511125	1511150	1511200	1511250

1521 - Flanged RF PN16

Steel flanges - Stainless steel 321 bellow & internal liner.



DN	25	32	40	50	65	80	100	125	150	200	250
face to face	105	105	120	150	140	155	220	190	270	275	285
code	1521025	1521032	1521040	1521050	1521065	1521080	1521100	1521125	1521150	1521200	1521250

Rubber-metal pipe connector

Excluded from 2014/68/EU Directive (article 4, §3) - Plain EPDM body - Steel insert flanges - Supplied with screws - PS: 10 bar - TS: -10°C/+100°C.



1509 - EPDM - Between flanges PN10



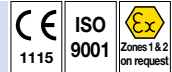
DN	32	40	50	65	80	100	125	150	200
length (mm)	71	71	71	71	71	71	71	71	71
code	1509032	1509040	1509050	1509065	1509080	1509100	1509125	1509150	1509200



Automation

- On/off pneumatic actuated valves 152
- Solenoid valves 154
- Electric actuated valves 158
- Pneumatic actuators 159
- Accessories for pneumatic actuation 162
- Electric actuators 166
- Accessories for pneumatic & electric actuation 170

2014/68/EU Directive N°1115 - Risk category II - Face to face DIN 3202-4 M8 - CB491K body - PA66 actuator - PTFE-stainless steel seat - Air supply connections 1/8" - Max. air supply: 8 bar - PS: 16 bar - TS: -10°C/+180°C.



ZEUS® - Bronze actuated angle seat valves

1420 - Normally closed
Flow entry above the seat

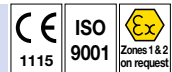
1422 - Normally closed
Flow entry below the seat

Ø	control head	Kv (m³/h)	face to face	For compressible fluids - Min. air supply 2,5 bar		For liquids - Min. air supply 4,2 bar	
				ΔP max. (bar)	code	ΔP max. (bar)	code
3/8"	40	4,5	65	16	1420203	16	1422203
3/8"	50	4,9	65	16	1420303	-	-
1/2"	40	5,3	65	16	1420204	16	1422204
1/2"	50	5,7	65	16	1420304	16	1422304
3/4"	50	10,5	75	16	1420305	10	1422305
3/4"	63	10,8	75	-	-	16	1422405
1"	63	20	90	16	1420406	11	1422406
1"	90	20	90	-	-	16	1422506
1"1/4	90	29	110	16	1420507	14	1422507
1"1/2	90	46	120	16	1420508	11	1422508
1"1/2	110	46,5	120	16	1420608	16	1422608
2"	90	59	150	16	1420509	-	-
2"	110	67	150	16	1420609	10	1422609

1424 - Normally open
Flow entry below the seat

Ø	control head	Kv (m³/h)	face to face	Min. air supply 2 bar	
				ΔP max. (bar)	code
3/8"	50	4,9	65	16	1424303
1/2"	50	5,7	65	16	1424304
3/4"	50	10,5	75	16	1424305
1"	63	20	90	16	1424406
1"1/4	63	28,5	110	16	1424407
1"1/2	90	46	120	16	1424508
2"	110	67	150	16	1424609

2014/68/EU Directive N°1115 - Risk category II - Face to face DIN 3202-4 M4 - CF8M body - PA66 actuator - PTFE-stainless steel seat - Air supply connections 1/8" - Max. air supply: 8 bar - PS: 25 bar - TS: -10°C/+180°C.



ARÈS® - Stainless steel actuated angle seat valves

1450 - Normally closed
Flow entry above the seat

1454 - Normally closed
Flow entry below the seat

Ø	control head	Kv (m³/h)	face to face	For compressible fluids - Min. air supply 2,5 bar		For liquids - Min. air supply 4,2 bar	
				ΔP max. (bar)	code	ΔP max. (bar)	code
1/2"	50	5,7	85	16	1450304	16	1454304
3/4"	50	10,5	95	16	1450305	10	1454305
3/4"	63	10,5	95	-	-	16	1454405
1"	63	20	105	16	1450406	11	1454406
1"	90	29	105	-	-	16	1454506
1"1/4	90	29	120	16	1450507	14	1454507
1"1/2	90	46	130	16	1450508	11	1454508
2"	90	67	150	16	1450509	-	-
2"	110	67	150	16	1450609	10	1454609

1452 - Normally open
Flow entry below the seat

Ø	control head	Kv (m³/h)	face to face	Min. air supply 2 bar	
				ΔP max. (bar)	code
1/2"	50	5,7	85	16	1452304
3/4"	50	10,5	95	16	1452305
1"	63	20	105	16	1452406
1"1/4	63	29	120	16	1452407
1"1/2	90	46	130	16	1452508
2"	110	67	150	16	1452609

2 mechanical limit switch box for OMAL valves

control head	code
50	985008
63	985009
90	985010
110	985011

ISO pad adapter for ZEUS® & ARES® valves

code
985020N

Solenoid pilot MH, see page 163



2014/68/EU Directive N°1115 - Risk category II - Flanged RF PN16 - Face to face DIN 3202-4 M4 - CF8M body - PA66 actuator - PTFE-stainless steel seat - Air supply connections 1/8" - Max. air supply: 8 bar - PS: 16 bar - TS: -10°C/+180°C.



ARÈS® - Stainless steel actuated angle seat valve - Flanged RF PN16

1470 - Normally closed
Flow entry below the seat



DN	control head	Kv (m³/h)	face to face	For liquids - Min. air supply 2,5 bar	
				ΔP max. (bar)	code
15	50	5,3	130	16	1470304
20	50	9,2	150	10	1470305
25	63	20	160	11	1470406
32	63	29	180	14	1470507
40	90	46	200	11	1470508
50	110	59	230	10	1470609

BW & clamp versions on request



CF8M body & actuator - PTFE-stainless steel seat - PTFE-FKM gland pack - Orientable head - Air supply connection 1/8" - Max. air supply: 10 bar - Not for gas of group 1 - PS: 16 bar - TS: -10°C/+180°C.



HF - Full stainless steel actuated angle seat valve (BSP)

1430 - Normally closed
Flow entry above the seat

1434 - Normally closed
Flow entry below the seat



Ø	Kv (m³/h)	face to face (mm)	For compressible fluids			For liquids		
			max. ΔP (bar)	min. supply (bar)	code	max. ΔP (bar)	min. supply (bar)	code
1/2"	4,7	68	16	3	1430304	16	4,5	1434304
3/4"	9,5	75	16	4	1430305	12	4,5	1434305
1"	18,1	90	16	5,5	1430306	10	4,5	1434406
1"1/4	23,1	116	11	5	1430407A	6	4,5	1434407A
1"1/2	32,9	116	11	6	1430408A	10	4	1434508A
2"	52,8	138	11	6,5	1430509A	6	4	1434509A

Same features as above, except: EPDM gland pack - TS: -10°C/+100°C.



HF 32 - Full stainless steel actuated angle seat valve (BSP)

1436 - Normally closed
Flow entry below the seat

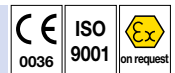
Solenoid pilot MH, see page 163



Ø	Kv (m³/h)	face to face (mm)	For liquids		
			max. ΔP (bar)	min. supply (bar)	code
3/8"	4,7	74	6	5	1436303
1/2"	4,7	74	6	5	1436304
3/4"	5,4	84	4	5	1436305



97/23/EC Directive N°0036 - Risk category III - Flanged PN16 RF - On/off - Spring return, NC - GGG40 body - PTFE-graphite parabolic seat - Aluminium pneumatic actuator with anti-corrosion coating - Air supply from 6 to 10 bar - Air supply connection 1/4" NPT - PS: 16 bar - TS: -10°C/+200°C - Steam up to 12 bar, 192°C.



VL 10 - Ductile iron flanged on/off pneumatic actuated valve

Brass NPT/BSP adapter (NPT) / (BSP)



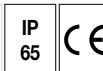
DN	Kv (m³/h)	face to face (mm)	operating pressure		max. ΔP (bar)	code
			min.	max.		
15	3,8	130	6	10	12	1410015F
20	5,1	150	6	10	12	1410020F
25	9,4	160	6	10	12	1410025F
32	15,4	180	6	10	12	1410032F
40	22,2	200	6	10	12	1410040F
50	40,1	230	6	10	10	1410050F
65*	63,4	290	6	10	12	1410065F
80	89,7	310	6	10	8	1410080F
100	136,7	350	6	10	3	1410100F

Ø	code
1/4"	21300202

* 4 hole flanges.

■ Brass solenoid valves

2014/68/EU Directive - Risk category I - 2006/95/EC Directive - 2/2 way - CW617N brass body - Stainless steel inner parts - NBR membrane / EPDM KTW for ACS valves - Coil insulation class F - T30 connector (except ESM85) - Max. room temp.: +60°C (except VSO 84: +80°C) - PS: 10 bar - TS: +80°C (+90°C for ACS valves).



ESM 85 - Servo-assisted

Normally closed (opening under tension) - T22 connector - Min. ΔP: 0,3 bar.

Ø	bore (mm)	Kv (m³/h)	230V 50Hz	24V 50Hz
			code	code
3/8"	10	1,86	085001	085011
1/2"	12	2,2	085002	085012
3/4"	20	5,7	085003	085013
1"	25	9,6	085004	085014

ESM 86 - Servo-assisted

Normally closed (opening under tension) - Min. ΔP: 0,3 bar.



Ø	bore (mm)	Kv (m³/h)	230V 50Hz		48V 50Hz	12V DC	24V DC	ACS certified	
			code	code	code	code	code	230V 50Hz	24V 50Hz
3/8"	10	1,86	086001	086011	086031	086041	086051	-	-
1/2"	12	2,1	086002	086012	086032	086042	086052	086502	086512
3/4"	20	5,7	086003	086013	086033	086043	086053	086503	086513
1"	25	9,6	086004	086014	086034	086044	086054	086504	086514
1"1/4	32	22	086005	086015	086035	086045	086055	-	-
1"1/2	39	27	086006	086016	086036	086046	086056	-	-
2"	51	35	086007	086017	086037	086047	086057	-	-
2"1/2	65	63	086008	086018	086038	086048	086058	-	-
3"	75	83	086009	086019	086039	086049	086059	-	-

ESM 87 - Servo-assisted

Normally open (closing under tension) - Min. ΔP: 0,3 bar.



Ø	bore (mm)	Kv (m³/h)	230V 50Hz		48V 50Hz	12V DC	24V DC	ACS certified	
			code	code	code	code	code	230V 50Hz	24V 50Hz
3/8"	10	1,86	087001	087011	087031	087041	087051	-	-
1/2"	12	2,1	087002	087012	087032	087042	087052	087502	087512
3/4"	20	5,7	087003	087013	087033	087043	087053	087503	087513
1"	25	9,6	087004	087014	087034	087044	087054	087504	087514
1"1/4	32	22	087005	087015	087035	087045	087055	-	-
1"1/2	39	27	087006	087016	087036	087046	087056	-	-
2"	51	35	087007	087017	087037	087047	087057	-	-
2"1/2	65	63	087008	087018	087038	087048	087058	-	-
3"	75	83	087009	087019	087039	087049	087059	-	-

VSO 84 - Direct acting

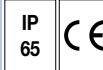
Normally closed (opening under tension) - NoΔP required - Horizontal mounting, coil on the top.



Ø	bore (mm)	Kv (m³/h)	230V 50Hz		48V 50Hz	12V DC	24V DC	ACS certified	
			code	code	code	code	code	230V 50Hz	24V 50Hz
3/8"	10	2,2	084001	084011	084031	084041	084051	-	-
1/2"	12	2,2	084002	084012	084032	084042	084052	-	-
3/4"	20	5,5	084003	084013	084033	084043	084053	084503	084513
1"	25	7,5	084004	084014	084034	084044	084054	084504	084514
1"1/4	32	17,5	084005	084015	084035	084045	084055	-	-
1"1/2	39	19,0	084006	084016	084036	084046	084056	-	-
2"	51	32,4	084007	084017	084037	084047	084057	-	-

Please check max. ΔP on datasheet.

2014/68/EU Directive - Risk category I - 2006/95/EC Directive - 2/2 way - Nickel-plated CW617N brass body - Stainless steel inner parts - PTFE plug - Coil insulation class F - B12 coil - T30 connector - Max. room temp.: +60°C - PS: 10 bar with AC coils, 5 bar with DC coils - TS: +180°C.



ESV 90 - Servo-assisted

Normally closed (opening under tension) - Min. ΔP: 1 bar - Horizontal mounting, coil on the top above 1" - TS: +180°C.

STEAM



Ø	bore (mm)	Kv (m³/h)	230V 50Hz	24V 50Hz	48V 50Hz	24V DC
			code	code	code	code
1/2"	8	1,1	088002	088012	088032	088052
3/4"	21	6,3	088003	088013	088033	088053
1"	21	6,3	088004	088014	088034	088054
1"1/4	38	20,4	088005	088015	088035	088055
1"1/2	38	20,4	088006	088016	088036	088056
2"	50	34,8	088007	088017	088037	088057

2006/95/EC Directive - 2/2 way - CW617N brass body - Stainless steel inner parts - FKM membrane - Coil insulation class H - B12 coil - T30 connector - Max. room temp.: +60°C for 83-20 - TS: +150°C.

IP 65 CE ISO 9001

COMPRESSED AIR



83-20 - Direct acting

Normally closed (opening under tension) - Min. ΔP: 0,1 bar - PS: 20 bar.

Ø	bore (mm)	Kv (m³/h)	230V 50Hz	24V 50Hz	110V 50Hz	48V 50Hz	12V DC	24V DC
			code	code	code	code	code	code
1/4"	11	1,4	083000	083010	083020	083030	083040	083050
3/8"	11	1,5	083001	083011	083021	083031	083041	083051
1/2"	11	1,6	083002	083012	083022	083032	083042	083052

2006/95/EC Directive - 2/2 way - CW617N brass body - Stainless steel inner parts - FKM membrane - Coil insulation class H - B12 coil - T30 connector - Max. room temp.: +80°C - TS: +150°C.

IP 65 CE ISO 9001

FUEL



EST 93 - Direct acting

Normally closed (opening under tension) - No ΔP required.

Ø	bore (mm)	Kv (m³/h)	PS (bar)	230V 50Hz	24V 50Hz	PS (bar)	110V 50Hz	48V 50Hz	12V DC	24V DC
				code	code		code	code	code	code
1/4"	3,5	0,27	15	088100	088110	7	088120	088130	088140	088150
3/8"	3,5	0,30	15	088101	088111	7	088121	088131	088141	088151
1/2"	5	0,48	5	088102	088112	3	088122	088132	088142	088152

NEW



ECM 93 - Direct acting with manual override

Normally closed (opening under tension) - No ΔP required.

Ø	bore (mm)	Kv (m³/h)	PS (bar)	230V 50Hz	24V 50Hz	PS (bar)	24V DC
				code	code		code
1/2"	5,7	0,48	5	088502	088512	3	088552

NEW



2006/95/EC Directive - Food grade materials with NSF approval - Push fit fast connection for 8 mm hose - 2/2 way - PPA Thermoplastic body - Stainless steel inner parts - FKM membrane - Coil insulation class H - B4 coil - T22 connector - Max. room temp.: +80°C - TS: +140°C.

NSF IP 65 CE ISO 9001

EV 791 - Direct acting with push fit connection

Normally closed (opening under tension) - No ΔP required.

Ø	bore (mm)	Kv (m³/h)	PS (bar)	230V 50Hz	24V 50Hz	PS (bar)	24V DC
				code	code		code
6	2,5	0,12	8	079002	079012	6	079052
8	2,5	0,12	8	079003	079013	6	079053

■ Accessories & spare parts for Ceme solenoid valves



Electronic timer

Under tension timing control: 0,5-10 sec - Frequency control: 0,5-45 mn - Installation between coil & T30 connector - Not suitable for ESM 85 or NAMUR solenoid valves - Tensions: 24V to 230V AC/DC.

type	power (W)	solenoid valves	code
T U	12	ESM, EST, ESV - VSO up to 1"	980692
T 60	60	VSO 1"1/4 to 2"	980693

Spare coils & connectors for CEME solenoid valves

type	solenoid valve	230V 50Hz	24V 50Hz	48V 50Hz	110V 50Hz	12V DC	24V DC
		code	code	code	code	code	code
B4	ESM 85 - EV 791	980300	980301	-	-	-	-
B6	ESM 86 - EV 66 - EVB 82	980310	980311	980313	980314	980315	980316
B6S	ESM 87	980330	980331	980333	980334	980335	980336
B12	VSO 84 (3/8" to 1") ESV 90 - EST 93 - ECM 93 - 83-20	980410	980411	980413	980414	980415	980416
B60	VSO 84 (1"1/4 to 2")	980510	980511	980513	980514	980515	980516



Spare connectors

type	code
T 22	980232
T 30	980696
T 30	980696
T 30	980696
T 30	980696



KER - Reinforced tightness set



type	solenoid valves	code
B6	ESM 86, EV 66, EVB 82	980690
B12	VSO 84 3/8"-1" - EST 93 - ESV 90 - 83-20	980691

Diode connector T30



voltage	code
230V AC	980233
24V DC	980234

Spare membranes for ESM 86 & ESM 87



Ø	membrane (mm)	NBR / 80°C		EPDM / 110°C		ACS EPDM/ 90°C		FKM / 150°C	
		code	code	code	code	code	code	code	code
3/8" - 1/2"	34	980604		980614		980661		980624	
3/4"	50	980632		980642		980662		980652	
1"	60	980605		980615		980663		980625	
1"1/4	80	980634		980644		-		980654	
1"1/2	90	980606		980616		-		980626	
2"	112	980607		980617		-		980627	
2"1/2 - 3"	149	980608		-		-		-	

Spare spring



code
980670
980671
980672
980673
980674
980675
980676

Spare membranes for VSO 84



Ø	membrane (mm)	NBR / 80°C		EPDM / 110°C		ACS EPDM/ 90°C		FKM / 150°C	
		code	code	code	code	code	code	code	code
3/8" - 1/2"	33	980600		980610		-		980620	
3/4" - 1"	60	980601		980611		980660		980621	
1"1/4 - 1"1/2	90	980602		980612		-		980622	
2"1/2 - 3"	110	980603		980613		-		980623	

Spare spring



code
980677
980678
980679
980679

2006/95/EC Directive - According to EN 264 - For fuel burners automatic shut off - Brass & stainless steel inner parts - NBR membrane - Normally closed (opening under tension) - Max. viscosity: 8°E - TS: -5°C/+60°C.



MN 15

Brass body - PS: 4 bar.

Ø	bore (mm)	230V AC		24V AC	
		code	code	code	code
3/8"	5,6	088190		088192	
1/2"	5,6	088191		088193	



MN 28

Aluminium body - PS: 8 bar.

Ø	bore (mm)	230V AC		24V AC	
		code	code	code	code
3/4"	24	088203		088213	
1"	24	088204		088214	
1"1/4	32	088205		088215	
1"1/2	37	088206		088216	
2"	42	088207		088217	

2006/95/EC Directive - CW617N brass body - Brass & stainless steel inner parts - NBR plug - T30 connector - Room temp.: -20°C/+50°C - PS: 40 bar - TS: -20°C/+90°C.



248 HP - High pressure

Normally closed (opening under tension) - Min. ΔP: 1,5 bar.

Ø	bore (mm)	Kv (m³/h)	230V AC	
			code	code
1/2"	13	2,0	0824802	
3/4"	20	5,0	0824803	
1"	25	5,5	0824804	

Cast iron solenoid valve



2014/68/EU Directive - Risk category I - 2006/95/EC Directive - Flanged RF PN16 - GG25 body - Epoxy coated - Brass & bronze inner parts - NBR membrane - Manual safety override - Coil insulation class F - T30 connector - Max. room temp. +60°C - Min. ΔP: 0,3 bar - PS: 16 bar - TS: -10°C/+80°C - **⚠ Only for liquids.**



EVB 82 - High flow

Normally closed

Normally open

DN	face to face (mm)	Kv (m³/h)	230V AC		24V AC	
			code	code	code	code
50	190	64	082007	082017	082007NO	082017NO
65*	210	89	082008	082018	082008NO	082018NO
80	225	119	082009	082019	082009NO	082019NO
100	255	222	082010	082020	082010NO	082020NO
125	285	333	082011	082021	082011NO	082021NO
150	315	470	082012	082022	082012NO	082022NO
200	420	854	082013	082023	082013NO	082023NO



* 4 hole flanges

Filter cleaning solenoid valves



For dust collector application, especially reverse pulse jet filter cleaning - Fast opening - High flow - Cast aluminium body - Stainless steel inner parts - NBR membrane - Room temperature: -20°C/+60°C - PS: 7,5 bar - TS: -20°C/+120°C.

IP 65	ISO 9001
-------	----------



VNP - Servo-assisted

Normally closed (opening under tension) - Min. ΔP: 0,5 bar.

Ø	230V 50/60Hz		24V 50/60Hz	
	type	Kv (m³/h)	code	code
3/4"	VNP 206	10	089303	089313
1"	VNP 208	21	089304	089314
1"1/2"	VNP 212	37	089305	089315
1"1/2"	VNP 214	44	089306	-

VEM - Operated by solenoid valve

Normally closed (opening under tension) - Min. ΔP: 0,5 bar.

Ø	type	Kv (m³/h)	code
3/4"	VEM 206	10	0894206
1"	VEM 208	21	0894208
1"1/2"	VEM 212	37	0894212
1"1/2"	VEM 214	44	0894214
2"	VEM 213	78	0894216
2"1/2"	VEM 220	86	0894220

Spare coils & connector

230V 50/60Hz	24V 50/60Hz	24V DC
code	code	code
980564	980565	980566

Stainless steel solenoid valves

Excluded from 2014/68/UE Directive (article 4, §3) - 2006/95/EC Directive - F316 body - Stainless steel inner parts - NBR membrane - PS: 6 bar - TS: -15°C/+80°C.

IP 65	CE	ISO 9001
-------	----	----------



AM 325 - Direct acting

Normally closed (opening under tension) - No ΔP required.

Ø	230V AC		24V DC	
	bore (mm)	code	code	code
1/4"	2	041950	041951	

Excluded from 2014/68/UE Directive (article 4, §3) - 2006/95/EC Directive - F316 body - Stainless steel inner parts - FKM membrane - Coil insulation class F - T30 connector - PS: 8 bar - TS: -10°C/+90°C.

IP 65	CE	ISO 9001
-------	----	----------



SPUY 220 - Direct acting

Normally closed (opening under tension) - No ΔP required.

Ø	230V AC		24V DC	
	bore (mm)	code	code	code
1/2"	9,5	081202	081212	

2014/68/EU Directive - Risk category I / module A - 2006/95/EC Directive - CF8M body - Stainless steel inner parts - FKM membrane (EPDM membrane on request) - Coil insulation class F - T30 connector - Horizontal mounting, coil on top - Normally closed (opening under tension) - TS: -10°C/+90°C.

IP 65	CE	ISO 9001
-------	----	----------



SPU 220 - Direct acting

No ΔP required - Room temp.: -20°C/+60°C.

Ø	bore (mm)	Kv (m³/h)	PS (bar)	230V 50/60Hz		24V DC	
				code	code	PS (bar)	code
1/2"	13	3,2	7	081002	081012	6	081052
3/4"	20	6,9	7	081003	081013	5	081053

SPU 220-X - Direct acting - ATEX

No ΔP required - Room temp.: -10°C/+50°C - CE II 2G/D Ex c II T4 for areas 1, 21, 2 & 22 - Supplied with 3 m overmoulded wire.

Ø	bore (mm)	Kv (m³/h)	PS (bar)	230V 50/60Hz		24V DC	
				code	code	PS (bar)	code
1/2"	13	3,2	7	081102	081112	6	081152
3/4"	20	6,9	7	081103	081113	5	081153

SPU 225 - Servo-assisted

Min. ΔP: 0,5 bar - Room temp.: -20°C/+60°C.

Ø	bore (mm)	Kv (m³/h)	PS (bar)	230V 50/60Hz		24V DC	
				code	code	code	code
3/8"	13	3,4	10	080001	080011	080051	
1/2"	13	3,4	10	080002	080012	080052	
3/4"	25	8,9	10	080003	080013	080053	
1"	25	8,9	10	080004	080014	080054	
1"1/4"	38	15,8	10	080005	080015	080055	
1"1/2"	38	21,3	10	080006	080016	080056	
2"	50	34,1	10	080007	080017	080057	





SPU 225-X - Servo-assisted

Min. ΔP: 0,5 bar - Room temp.: -10°C/+50°C - C € II 2G/D Ex c II T4 for areas 1, 21, 2 & 22 - Supplied with 3 m overmoulded wire.

Ø	bore (mm)	Kv (m³/h)	PS (bar)	230V 50/60Hz	24V 50/60Hz	24V DC
				code	code	code
3/8"	13	3,4	10	080101	080111	080151
1/2"	13	3,4	10	080102	080112	080152
3/4"	25	8,9	10	080103	080113	080153
1"	25	8,9	10	080104	080114	080154
1 1/4"	38	15,8	10	080105	080115	080155
1 1/2"	38	21,3	10	080106	080116	080156
2"	50	34,1	10	080107	080117	080157

Spare coils for SPU solenoid valves

type	230V 50Hz	24V 50Hz	48V 50Hz	110V 50Hz	12V DC	24V DC
	code	code	code	code	code	code
SPU	980550	980551	980553	980554	980556	980552
SPU 225-X*	980540	980541	-	-	-	980542

* C € II 2G/D Ex m II T4.

Spare connector



type	code
T 30	980696

Spare membranes for SPU 225 solenoid valves

Ø	FKM		EPDM	
	code		code	
3/8"	980570	980570	980585	980585
1/2"	980570	980570	980585	980585
3/4"	980571	980571	980586	980586
1"	980571	980571	980586	980586
1 1/4"	980572	980572	980587	980587
1 1/2"	980573	980573	980588	980588
2"	980574	980574	980589	980589

Electric actuated valves

Compact electric actuated ball valves

Ball valves equipped with compact actuator - 90° operating angle - Plastic enclosure - Steel reducing gears - Position indicator - 2 thread wiring - 1,5 m wire - Full bore - Room temp.: -15°C/+50°C - PS: 10 bar - TS: 0°C/+90°C.



Lyva 2 NC - Brass ball valve - Normally closed

CW617N body & ball - PTFE seats - Stem tightness: EPDM.

Ø	power	code
1/2"	24V AC/DC	89221C0232
3/4"	24V AC/DC	89221C0233
1"	24V AC/DC	89221C0234

Ø	power	code
1/2"	230V AC	89221C0252
3/4"	230V AC	89221C0253
1"	230V AC	89221C0254

NEW



Lyva 2 NO - Brass ball valve - Normally open

CW617N body & ball - PTFE seats - Stem tightness: EPDM.

Ø	power	code
1/2"	24V AC/DC	89222C0232
3/4"	24V AC/DC	89222C0233
1"	24V AC/DC	89222C0234

Ø	power	code
1/2"	230V AC	89222C0252
3/4"	230V AC	89222C0253
1"	230V AC	89222C0254



Lyva 3 NC - Stainless steel ball valve - Normally closed

CF8M body & ball - PTFE seats - Stem tightness: FKM.

Ø	power	code
1/2"	24V AC/DC	89321C0232
3/4"	24V AC/DC	89321C0233
1"	24V AC/DC	89321C0234

Ø	power	code
1/2"	230V AC	89321C0252
3/4"	230V AC	89321C0253
1"	230V AC	89321C0254

NEW



Lyva 3 NO - Stainless steel ball valve - Normally open

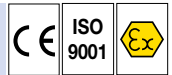
CF8M body & ball - PTFE seats - Stem tightness: FKM.

Ø	power	code
1/2"	24V AC/DC	89322C0232
3/4"	24V AC/DC	89322C0233
1"	24V AC/DC	89322C0234

Ø	power	code
1/2"	230V AC	89322C0252
3/4"	230V AC	89322C0253
1"	230V AC	89322C0254

Aluminium actuators

Valve mounting acc. to ISO 5211 - CE II 2G/D c for areas 1, 2, 21 & 22 - Solenoid pilot valve connection acc. to NAMUR VDI/VE 3845 - Rack and pinion actuator - 90° operating angle (adjustable limit screws ±5°) - Aluminium body & caps - Aluminium piston - Position indicator - Environment working temp.: -20°C/+80°C - Max. air supply: 8 bar - Air supply connection 1/4".



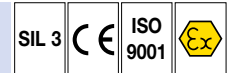
NKD - Double acting

type	avail. torque (Nm) at air supply 6 bar	ISO	Ø	VDI/VE	code
NKD052	24	F03/05	11	NAMUR 1	010002
NKD063	44	F05/07	14	NAMUR 1	010003
NKD083	94	F05/07	17	NAMUR 1	010005

NKS - Spring return

type	avail. torque (Nm) at air supply 6 bar	ISO	Ø	VDI/VE	code
	air opening / spring closing				
NKS052	14 / 10	F03/05	11	NAMUR 1	010102
NKS063	27 / 16	F05/07	14	NAMUR 1	010103
NKS083	56 / 38	F05/07	17	NAMUR 1	010105
NKS092	79 / 56	F05/07	17	NAMUR 1	010106
NKS105	122 / 76	F07/10	22	NAMUR 1	010107SE

Design acc. to EN 15714-3 - CE II 2G/D c for areas 1, 2, 21 & 22 - Valve mounting acc. to ISO 5211 - Limit switch box bracket connection & solenoid pilot valve connection acc. to NAMUR VDI/VE 3845 - Rack and pinion actuator - 90° operating angle - Anodized aluminum body - Epoxy coated aluminium caps - Position indicator - Environment working temp.: -20°C/+80°C - Max. air supply: 8 bar - Air supply connection 1/4".



AlphaTR



AP - Double acting

type	avail. torque (Nm) at air supply 6 bar	ISO	Ø	VDI/VE	code	Standard gaskets set code
AP42	13,0	F03/F05	11	NAMUR 1	017004	041228
AP50	18,5	F03/F05	11	NAMUR 1	017006	041203
AP63	33,0	F05	14	NAMUR 1	017007	041204
AP75	70,2	F05/F07	17	NAMUR 1	017008	041205
AP85	106,9	F05/F07	17	NAMUR 1	017009	041206
AP100	166,4	F07/F10	17	NAMUR 1	017010	041207
AP115	274,5	F07/F10	22	NAMUR 3	017011	041208
AP125	361,1	F07/F10	22	NAMUR 3	017012	041209
AP145	520,2	F10/F12	27	NAMUR 3	017013	041210
AP160	710,1	F12	27	NAMUR 4	017014	041211
AP180	958	F14	36	NAMUR 4	017015	041229
AP200	1333	F14	36	NAMUR 4	017016	041212
AP240	2235	F14	36	NAMUR 4	017018*	041230
AP270	3235	F16	46	NAMUR 4	017017*	041213
AP330	5469	F16	46	NAMUR 4	017019*	041231

* No NAMUR connection to pilot valve, adapter on request (code 041201).

not on stock, on request.



APS - Spring return

type	avail. torque (Nm) at air supply 6 bar	ISO	Ø	VDI/VE	code	Standard gaskets set code
	air opening / spring closing					
APS42	8,1 / 4,1	F03/F05	11	NAMUR 1	017104	041228
APS50	11,5 / 7,0	F03/F05	11	NAMUR 1	017106	041203
APS63	18,5 / 12,5	F05	14	NAMUR 1	017107	041204
APS75	45,1 / 25,3	F05/F07	17	NAMUR 1	017108	041205
APS85	69,1 / 37,8	F05/F07	17	NAMUR 1	017109	041206
APS100	106,4 / 60,0	F07/F10	17	NAMUR 1	017110	041207
APS115	168,5 / 106,0	F07/F10	22	NAMUR 3	017111	041208
APS125	233,6 / 127,5	F07/F10	22	NAMUR 3	017112	041209
APS145	316,0 / 184,0	F10/F12	27	NAMUR 3	017113	041210
APS160	444,8 / 265,3	F12	27	NAMUR 4	017114	041211
APS180	575,9 / 382,1	F14	36	NAMUR 4	017115	041229
APS200	847,2 / 484,1	F14	36	NAMUR 4	017116	041212
APS240	1328 / 907	F14	36	NAMUR 4	017118*	041230
APS270	1825 / 1410	F16	46	NAMUR 4	017117*	041213
APS330	3253 / 2216	F16	46	NAMUR 4	017119*	041231

* No NAMUR connection to pilot valve, adapter on request (code 041201).

not on stock, on request.

Other types on request

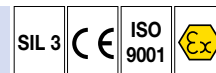


APX - 180° double acting



APIINOX - Full stainless steel

Same features as AP / APS pneumatic actuator except: 90° operating angle (adjustable limit screws ±5°).



AlphaTR

RE - Double acting



type	avail. torque (Nm) at air supply 6 bar	ISO		VDI/VDE	code
RE51	20,1	F03/F05	11	NAMUR 1	017006RE
RE64	35,5	F05	14	NAMUR 1	017007RE
RE76	70,6	F05/F07	17	NAMUR 1	017008RE
RE86	103,4	F05/F07	17	NAMUR 1	017009RE
RE101	164,8	F07/F10	17	NAMUR 1	017010RE
RE116	262,3	F07/F10	22	NAMUR 3	017011RE
RE126	339,8	F07/F10	22	NAMUR 3	017012RE
RE146	530,1	F10/F12	27	NAMUR 3	017013RE
RE161	689,2	F12	27	NAMUR 4	017014RE
RE201	1292,0	F14	36	NAMUR 4	017016RE

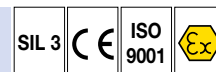
RES - Spring return



NEW

type	avail. torque (Nm) at air supply 6 bar		ISO		VDI/VDE	code
	air opening	spring closing				
RE SR51	13,3	8,4	F03/F05	11	NAMUR 1	017106RE
RE SR64	23,5	14,8	F05	14	NAMUR 1	017107RE
RE SR76	46,6	29,2	F05/F07	17	NAMUR 1	017108RE
RE SR86	68,3	43,0	F05/F07	17	NAMUR 1	017109RE
RE SR101	106,3	67,0	F07/F10	17	NAMUR 1	017110RE
RE SR116	172,3	107,7	F07/F10	22	NAMUR 3	017111RE
RE SR126	222,0	138,8	F07/F10	22	NAMUR 3	017112RE
RE SR146	324,9	205,2	F10/F12	27	NAMUR 3	017113RE
RE SR161	405,3	283,8	F12	27	NAMUR 4	017114RE
RE SR181	563,1	376,3	F14	36	NAMUR 4	017115RE
RE SR201	772,3	519,6	F14	36	NAMUR 4	017116RE

Design acc. to EN 15714-3 - C € II 2G/D c for areas 1, 2, 21 & 22 - Valve mounting acc. to ISO 5211 - Limit switch box bracket connection & solenoid pilot valve connection acc. to NAMUR VDI/VDE 3845 - Rack and pinion actuator - 90° operating angle (adjustable limit screws ±5°) - Anodized aluminum body - Epoxy coated aluminium caps - Position indicator - Environment working temp.: -30°C/+100°C - Max. air supply: 8 bar - Air supply connection 1/4".



ADA - Double acting



type	avail. torque (Nm) at air supply 6 bar	ISO pad		VDI/VDE	code	Standard gaskets set code
ADA20	19	F05	14	NAMUR 2	015100B	041150B
ADA40	41	F05	14	NAMUR 2	015101B	041151B
ADA80	77	F05/F07	17	NAMUR 2	015102B	041152B
ADA130	118	F05/F07	17	NAMUR 2	015103B	041153B
ADA200	175	F07/F10	17	NAMUR 2	015104B	041154B
ADA300	291	F07/F10	22	NAMUR 2	015105B	041155B
ADA500	433	F10	22	NAMUR 2	015106B	041156B
ADA850	718	F10/F12	27	NAMUR 2	015107B	041157B
ADA1200	1038	F10/F14	36	NAMUR 2	015108B	041158B
ADA1750	1413	F14	36	NAMUR 2	015109B	041159B

ASR - Spring return



type	avail. torque (Nm) at air supply 6 bar		ISO pad		VDI/VDE	code	Standard gaskets set code
	air opening	spring closing					
ASR20	14	10	F05	14	NAMUR 2	016100B	041150B
ASR40	26	17	F05	14	NAMUR 2	016101B	041151B
ASR80	51	37	F05/F07	17	NAMUR 2	016102B	041152B
ASR130	80	64	F05/F07	17	NAMUR 2	016103B	041153B
ASR200	113	84	F07/F10	17	NAMUR 2	016104B	041154B
ASR300	190	126	F07/F10	22	NAMUR 2	016105B	041155B
ASR500	283	205	F10	22	NAMUR 2	016106B	041156B
ASR850	488	367	F10/F12	27	NAMUR 2	016107B	041157B
ASR1200	698	502	F10/F14	36	NAMUR 2	016108B	041158B
ASR1750	877	578	F14	36	NAMUR 2	016109B	041159B

Additional delivery time 3-5 days

CE II 2G/D - Valve mounting acc. to ISO 5211 - Limit switch box bracket connection & solenoid pilot valve connection acc. to NAMUR VDI/VDE 3845 - Rack & pinion actuator - 90° operating angle (adjustable limit screws -5°/+10° & +80°/+95° for types 0025 to 0600, and from -3°/+10° & +80°/+93° for types 0950 to 4000) - Chrome plated & polyurethane coated aluminium body & caps - Position indicator - Environment working temp. -20°C/+80°C - Max. air supply: 8 bar - Air supply connection: 1/4".

SIL 3
ELMatic™



PD - Double acting

type	avail. torque (Nm) at air supply 6 bar	ISO pad		VDI/VDE	code
0012	15	F04	9	31x41	PD0012
0025	27	F05/F03	11	30x80	PD0025
0040	51	F05/F07	14	30x80	PD0040
0065	77	F05/F07	14	30x80	PD0065
0100	115	F07/F05	17	30x80	PD0100
0150	183	F07/F10	17	30x80	PD0150
0200	251	F10/F07	22	30x80	PD0200
0350	436	F10/F07	22	30x80	PD0350
0600	741	F12/F10	27	30x130	PD0600
0950	1107	F14/F10	36	30x130	PD0950
1600	1829	F16	46	30x130	PD1600
2500	2922	F16	46	30x130	PD2500
4000	4954	F25	55	30x130	PD4000



PE - Spring return

type	avail. torque (Nm) at air supply 6 bar		ISO pad		VDI/VDE	code
	air opening	air dosing				
0012	10	10	F04	9	31x41	PE0012
0025	16	16	F05/F03	11	30x80	PE0025
0040	30	30	F05/F07	14	30x80	PE0040
0065	45	45	F05/F07	14	30x80	PE0065
0100	68	68	F07/F05	17	30x80	PE0100
0150	109	109	F07/F10	17	30x80	PE0150
0200	148	148	F10/F07	22	30x80	PE0200
0350	260	260	F10/F07	22	30x80	PE0350
0600	439	439	F12/F10	27	30x130	PE0600
0950	683	683	F14/F10	36	30x130	PE0950
1600	1149	1149	F16	46	30x130	PE1600
2500	1900	1900	F16	46	30x130	PE2500
4000	3047	3047	F25	55	30x130	PE4000

Plastic actuators

CE II 2 GD c T6 - Valve mounting acc. to ISO 5211- Limit switch box bracket connection acc. to NAMUR 1 - Solenoid pilot connection acc. to NAMUR VDI/VDE 3845 - Rack and pinion actuator - 90° operating angle - Reinforced fiberglass polyamide body - Position indicator - TS: -32°C/+90°C - Max. air supply: 8 bar - Air supply connection 1/4".

SIL 3



Double acting

type	avail. torque (Nm) at air supply 6 bar	ISO		VDI/VDE	code
PPW	17	F04	11	NAMUR 1	012100
PP00	25	F05	14	NAMUR 1	012103
PP10	71	F07	17	NAMUR 1	012106
PP20	165	F07	22	NAMUR 1	012109

Spring return

type	avail. torque (Nm) at air supply 6 bar		ISO		VDI/VDE	code
	air opening	spring closing				
PPWS	10,6	6,5	F04	11	NAMUR 1	012120
PP00S	13,7	11,3	F05	14	NAMUR 1	012123
PP10S	40,2	30,8	F07	17	NAMUR 1	012126
PP20S	101,3	64,2	F07	22	NAMUR 1	012129

Accessories for Namur solenoid pilot valves

Brass silencer



Ø	code
1/8"	041192
1/4"	041193
3/8"	041198
1/2"	041300
3/4"	041194

Brass quick exhaust



PS: 12 bar - TS: +80°C.

Ø	code
1/4"	21661022
1/2"	21661024

Brass throttle valve



Ø	code
1/8"	041196
1/4"	041195

Stainless steel silencer



Ø	code
1/8"	041191
1/4"	041197
3/8"	041189
1/2"	041190
3/4"	041188

Stainless steel quick exhaust



PS: 2-10 bar - TS: -20°C/+80°C.

Ø	code
1/4"	041510
3/8"	041511
1/2"	041512
3/4"	041513

Brass NPT/BSP adapter /



Ø	code
1/4"	21300202

Solenoid pilot valves 3/2

EBB 62 - Normally closed



NEW EBB 61 - Normally open

CW617N brass body - 1/4" F/F - 1/8" decompression outlet - Bore 2 mm - PS (AC): 10 bar, PS (DC): 7 bar - TS: 150°C.



voltage	NC code	NO code
230V AC	041800N	041850N
24V AC	041801N	041851N
48V AC	041802N	041853N
110V AC	041803N	041852N
12V DC	041806N	041856N
24V DC	041807N	041857N
48V DC	041808N	-

MH - 3/2 function

Brass - 1/8" M/F - Bore 1,2 mm - Manual setting & adjustable fitting - PS: 10 bar - TS: -10°C/+50°C.



voltage	code
230V AC	041901B
24V AC	041902B
24V DC	041903B
coil 230V AC	980222B
coil 24V AC	980223B
coil 24V DC	980224B
fitting M1/4"-F1/8"	21040201

Positioners

R 99 - Positioner for 1/4 turn valves

Aluminium body - Polycarbonate enclosure - IP 54 (IP 65 on request) - Max. air supply: 10 bar - Air supply connection 1/4" NPT - Pneumatic signal 3-15 psi or electric signal 4-20 mA (0-10V on request) - PG9 connection - Position indicator - Includes pressure gauges box & Universal bracket Namur 1, 2 & 3.



IP 54

type		amb. temp.	code
R99P	Pneumatic DA / SR	-20°C/+70°C	3260210M
R99E	Electropneumatic DA / SR 4-20 mA	-20°C/+70°C	3260220M

⚠ Mounting & tubing not included, see below

PTL7 - Limit switch box

Aluminium body - IP65 - Mounting on NAMUR actuator & R 99 positionner - Position indicator - PG9 connection - Universal bracket NAMUR 1, 2 & 3 included.



IP 65

type		amb. temp.	code
PTL7 T	Position transmitter 4-20 mA	-20°C/+70°C	3260240
PTL7 E	2 electric switches	-20°C/+70°C	3260244

YT 3300 - Smart positioner for 1/4 turn valves

Aluminium body and enclosure - IP66 - Air supply between 1,4bar & 7 bar. Air supply connection 1/4" NPT - Electric signal 4-20 mA - PID control - Position indicator - Local control unit - LCD screen - Self-calibration function - Includes pressure gauges box & Universal bracket Namur 1, 2 & 3.



IP 66

type		amb. temp.	code
YT 3300R	Electropneumatic 4-20mA	-30°C/+85°C	3267001

⚠ Mounting & tubing not included, see below.

Mounting & tubing for R99 & YT 3300 positioners

Rilsan tubing, brass fittings.

Actreg actuators	Alphair actuators	code
-	RE51	AP42-AP50
All	RE64-RE201	AP63-AP200
-	-	AP240-AP330

Limit switch boxes

Plastic limit switch boxes



SP - Universal limit switch box IP65

Black noryl compact box - Anti-UV polycarbonate cover with flat indicator - Includes universal adjustable bracket for NAMUR 1, 2 & 3 - Includes gland pack M20 x 1,5.

IP 65

type	switches	amb. temp.	code
SP 012	2 SPDT silver plated mechanical switches 250V AC - 5A	-15°C/+80°C	0460012N
SP 732	2 inductive detectors 3 threads PNP 10-30V DC P+F NBB2 V3 E2	-15°C/+80°C	0460014N

Aluminium limit switch boxes



APL 210 - Limit switch box IP67 for Actreg & NK actuators

Epoxy coated aluminium housing - 3D position indicator - Without gland pack & cap - Includes stainless steel bracket.

IP 67

type	switches	code
APL 210	2 SPDT mechanical switches 250V AC - 3A - For ADA/ASR actuators	0460000N
APL 210	2 SPDT mechanical switches 250V AC - 3A - For NKD/NKS actuators	0460001N



SM - Universal limit switch box IP65

Aluminium compact box - Anti-UV polycarbonate cover with 3D position indicator - Includes universal adjustable bracket for NAMUR 1, 2 & 3 - Includes gland pack M20 x 1,5.

SIL 3 on request IP 65

type	switches	amb. temp.	code
SM 012	2 SPDT silver plated mechanical switches 250V AC - 5A	-15°C/+80°C	0460512N
SM 732	2 inductive detectors 3 threads PNP 10-30V DC P+F NBB2 V3 E2	-15°C/+80°C	0460514N

SF - Limit switch box IP67

Polyester coated aluminium box & cover - Stainless steel stem - Adjustable 3D position indicator - 2 wire inlets M20 x 1,5 - F05 ISO pad - Stem VDI/VDE 3845 - **Without gland pack, cap & bracket.**

SIL 3 on request IP 67

type	switches	amb. temp.	code
SF 01200	2 SPDT silver plated mechanical switches 250V AC - 5A	-20°C/+80°C	0462012
SF 73200	2 inductive detectors 3 threads PNP 10-30V DC P+F NBB2 V3 E2	-20°C/+70°C	0462732
SF 75200	2 inductive detectors 2 threads NO/NC 5-36V DC IFM IS 5026	-20°C/+80°C	0462752
SF 83200	2 inductive detectors 2 threads NO 5-60V DC P+F NBB3 V3 Z4	-20°C/+80°C	0462832
SF 82240	2 electro-pneumatic switches NC 2-8 bar for dry air	-20°C/+80°C	0462822
	Indicator for 3 way L valves		980186
	Indicator for 3 way T valves		980187



500 - Stainless steel mounting set for SF limit switch boxes

Includes bracket VDI/VDE 3845, gland pack & cap.

Spare gland pack & cap

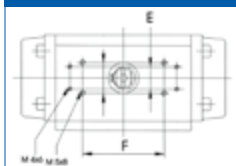
Polyamide - TS: -30°C/+100°C.

type	length F (mm)	width E (mm)	height (mm)	code
Kit NAMUR 0	50	25	20	050210
Kit NAMUR 1	80	30	20	050072
Kit NAMUR 2	80	30	30	050061
Kit NAMUR 3	130	30	30	050073
Kit NAMUR 4	130	30	50	050081



	code
For wires Ø 3,5-8 mm	
Gland pack M20 x 1,5	980181
Cap M20 x 1,5	980182

VDI / VDE 3845



ATEX limit switch boxes

SF-3GD - Limit switch box IP65 ATEX Ex "n"

Polyester coated polyester aluminium box & cover - Stainless steel stem - Adjustable 3D position indicator - 2 wire inlets M20 x 1,5 - F05 ISO pad - Stem VDI/VDE 3845 - **Without gland pack, cap & bracket.**

SF3D: C ⚡ II 3D Ex tD A22 IP65 T85°C - SF3G: C ⚡ II 3G Ex nA IIC T6 & C ⚡ II 3D Ex tD A22 IP65 T80°C.

SIL 3 on request IP 65 Ex Zones 2, 22

type	switches	zones	Amb. temp.	code
SF3D 01200	2 SPDT silver plated mechanical switches 250V AC - 5A	22	-20°C/+60°C	0476012
SF3G 6H200	2 inductive detectors 3 threads PNP 10-30V DC P+F NBB2 V3 E2	2 & 22	-20°C/+41°C	0476010



SIB - Limit switch box IP67 ATEX Ex "ia"

ATEX certification for complete box & switches - Aluminium box - Anti-UV polycarbonate cover - Adjustable 3D position indicator - **Without gland pack, cap & bracket.**

C ⚡ II 2G Ex ia IIC T6 Gb & C ⚡ II 2D Ex ia IIb T44°C Db IP65-67.

SIL 3 on request IP 67 Ex Zones 1, 21, 2, 22


type	switches	Amb. temp.	code
SIB 70221-2	2 inductive detectors NAMUR P+F NJ2 V3N / N - NO	-20°C/+80°C	04747022





SK - Limit switch box IP67 anti-explosion IIC

Polyester coated aluminium box & cover - Stainless steel stem - Adjustable 3D position indicator - 2 wire inlets 1/2" NPT - Universal adjustable bracket VDI/VDE 3845 for NAMUR 1, 2, 3 & 4 - **Without gland pack & cap.**
 C ⚡ II 2G Ex d IIC T6/T5/T4 & C ⚡ II 2D Ex tb IIIC T85°/100°C/135°C Db IP66-67




type	switches	amb. temp.	code
SK 01200	2 SPDT silver plated mechanical switches 250V AC - 5A / 24V DC-3A	-20°C/+80°C	0477012



SY - Limit switch box IP68 anti-explosion IIC

Coated polyester aluminium box & cover - Stainless steel stem - Adjustable 3D position indicator - 2 inlets M25 x 1,5 - F05 ISO pad - Stem VDI/VDE 3845 - **Without gland pack, cap & bracket.**
 C ⚡ II 2G Ex d IIC T6/T5/T4 & C ⚡ II 2D Ex tb IIIC T110°/110°C/140°C Db IP68

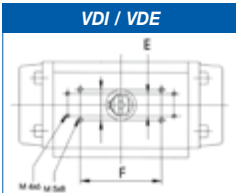


type	switches	amb. temp.	code
SY 01200-8	2 SPDT silver plated mechanical switches 250V AC - 5A	-20°C/+80°C	0475012
	Indicator for 3 way L valves		980186
	Indicator for 3 way T valves		980187



615 - Stainless steel bracket VDI/VDE 3845 for SF, SIB & SY limit switch boxes

type	length F (mm)	width E (mm)	height (mm)	code
NAMUR 1	80	30	20	061659N
NAMUR 2	80	30	30	061615N
NAMUR 3	130	30	30	061660N
NAMUR 4	130	30	50	061662N



Spare gland packs & caps

For wires Ø 3,2-8,7 mm	code
polyamide & glass fiber	
Gland pack ATEX SI M20 x 1,5	980185
Cap M20 x 1,5	980182
chrome plated brass	
Gland pack ATEX ADF 1/2" NPT	980176
Cap ATEX ADF 1/2" NPT	980178
Gland pack ATEX ADF M20 x 1,5	980179
Cap ATEX ADF M20 x 1,5	980169
Gland pack ATEX ADF M25 x 1,5	980165
Cap ATEX ADF M25 x 1,5	980164

Position detectors

Inductive position detector IFM



type	switches	amb. temp.	code
IN 5225	Dual detector - IP 67 - 10-36V DC - 2 NO outlets - With base for M12 connector	-25°C/+80°C	121138N
E 11509	M12 connector for IN 5225		121148
IN 0108	Dual detector - IP 67 - 20-250V AC/DC - 2 NO outlets - With base for M18 connector	-25°C/+80°C	121134N
E 10013	M18 connector for IN 0108		121137
IN 0110	Dual detector - IP 67 - 20-250V AC/DC - 2 NO outlets - With 2 m wire	-25°C/+80°C	121133N
NN 5013	Dual detector - ATEX Ex ia IIC T6 - IP67 - 8V DC - 2 NC outlets - With base for M18 connector	-20°C/+70°C	121135N
E 1003A	M18 angle connector for NN 5013 - ATEX Ex ia IIC T6		121145
NN 5008	Dual detector - ATEX Ex ia IIC T6 - IP67 - 8V DC - 2 NC outlets - With base for M12 connector	-20°C/+70°C	121146N
ENC 04A	M12 angle connector for NN 5008 - ATEX Ex ia IIC T6		121140
NN 5009	Dual detector - ATEX Ex ia IIC T6 - IP67 - 8V DC - 2 NC outlets - With 2 m wire	-20°C/+70°C	121136N
	Detector cam for ADA/ASR (Actreg) actuators		121270
	Detector cam for AP40 to AP100 (Alphair) actuators		121271
	Detector cam for AP115 to AP200 (Alphair) actuators		121274

Inductive position detector P+F



type	switches	amb. temp.	code
NBN3-F31K-E8-K	Dual detector - IP 68 - With gland pack - 10-30V DC - 2 PNP inlets & solenoid pilot valve outlet - ⚠ Not for ADA/ASR (Artreg) actuators	-25°C/+70°C	122133
	Cam P+F Namur 1 & 2		122131
	Cam P+F Namur 3 & 4		122132

Accessories for pneumatic actuated valves

RMD - Declutchable gear box

Cast iron GG25 body - Steel wheel - To select a gear box, add the valve torque & the actuator torque (compressed springs).



type	valve		actuator		torque (Nm)	code
	ISO	ØF	ISO	ØM		
RMD 0A	F5	17	F05	14	125	041480
RMD 1A	F7/F10	22	F07	17	270	041481
RMD 2A	F10/F12	27	F10/F12	22	800	041482
RMD 3A	F12	27	F12	27	1150	041483
RMD 4A	F14	36	F14	36	2500	041484

Quarter-turn actuators - HVAC - IP65

Specifications: Compact type - 90° operating angle - ISO 5211 pad, star connection - Plastic enclosure - Steel reducing box - Room temp.: -10°C/+60°C - S4 duty service: 30% of time / 10 starts/hour.

Standard equipment: 2 adjustable limit switches + 2 auxiliary limit switches - Thermal protection - Position indicator - Gland packing electrical connection.



UM 1.5 - Electric actuator - 15 Nm

3 m cable.

type	torque (Nm)	operating time 90° (s)	electrical power (W)	ISO 5211	⊙	230V AC	24V AC
						code	code
UM1.5	15	28	4	F03/F05	14	022000	022001

UMA 3.5 - Electric actuator - 35 Nm

Declutchable manual override by key (not supplied), except UMA3.5-L.



type	torque (Nm)	operating time 90° (s)	electrical power (W)	ISO 5211	⊙	voltage		code
						230V AC	24V AC	
UMA3.5	35	10	10	F03/F05	14	230V AC		022060
UMA3.5*	35	16	3	F03/F05	14	100-230V AC - 100-350V DC		022062
UMA3.5*	35	16	3	F03/F05	14	15-30V AC - 12-48V DC		022065
special executions: slow/quick closing								
UMA3.5-L	35	40	10	F03/F05	14	230V AC		022080
UFAST2.0	15	1,2	18	F03/F05	14	230V AC		022090

*Suitable for parallel circuit mounting.

UMB 7 - Electric actuator - 70 Nm

Declutchable manual override by key (not supplied), except UMA 3,5 L.

type	torque (Nm)	operating time 90° (s)	electrical power (W)	ISO 5211	⊙	voltage		code
						230V AC	24V AC	
UMB7	70	10	18	F05/F07	14	230V AC		022170
UMB7*	70	18	3	F03/F05	14	100-230V AC - 100-350V DC		022172
UMB7*	70	18	3	F03/F05	14	15-30V AC - 12-48V DC		022175

*Suitable for parallel circuit mounting.

UMC - Electric actuator - 100 & 150 Nm

Manual override by key (not supplied), except UMC15-L.



type	torque (Nm)	operating time 90° (s)	electrical power (W)	ISO 5211	⊙	230V AC	24V AC	24V DC
						code	code	code
UMC10	100	8	25	F07	17	022240	-	-
UMC15	150	8	25	F07	17	022250	022251	022253
special executions: slow/quick closing								
UMC15-L	150	45	25	F07	17	022280	-	-
UFAST4.0	35	1	40	F07	17	022290	-	-

UV - Electric actuator - 150 to 600 Nm

Manual override by handwheel.



type	torque (Nm)	operating time 90° (s)	electrical power (W)	ISO 5211	⊙	230V AC	24V AC	24V DC
						code	code	code
UVC15	150	8	25	F07	17	022330	022331	-
UVD25	250	20	25	F07/F10	22	022350	022351	022353
UVF50	490	30	40	F10/F12	27	022400	-	-
UVG60	600	30	60	F10/F12	27	022450	-	-



Spare resistance heater (mounted when ordered along with the actuator or the actuated valve)

voltage	code
230V AC	121115
24V AC/DC	121116

INV - Reverse box

For UM, UV, SA or NA actuator operation - 3 positions switch - Switch-off 240V-3A - IP66.

code
043800N

IP 66



Quarter-turn actuators - Industry - IP67

Specifications: Compact type - 90° operating angle - Comply with EN 15714-2 standard - ISO 5211 pad, star connection - Epoxy coated aluminium enclosure - Steel reducing box - Room temp.: -20°C/+70°C (except SA05-X: -20°C/+55°C).

Standard equipment: 2 adjustable limit switches + 2 auxiliary limit switches - Thermal protection - Position indicator with led - Supplied electrical connection: gland pack M20 x 1,5 (except SA05-X).



SA03 - Electric actuator - 30 Nm

Resistance heater 3W - Duty service: S2-15 min / S4: 50% of time - Declutchable manual override by key (included).

type	torque (Nm)	operating time 90° (s)	electrical power (W)	ISO 5211		voltage	code
SA03	30	12	18	F03/05	11	230V AC	023000
SA03	30	9/7	18	F03/05	11	24V AC/DC	023001



SA05 - Electric actuator - 50 Nm

Resistance heater 5W - Duty service: S2-15 min / S4: 50% of time - Manual override by key (included), except SA05-S.

type	torque (Nm)	operating time 90° (s)	electrical power (W)	ISO 5211		voltage	code
SA05	50	17	6	F03/05/07	14	230V AC	023010
SA05	50	10	15	F03/05/07	14	24V AC/DC	023011
SA05	50	11	6	F03/05/07	14	12V DC	023012
special execution: slow closing							
SA05-S	50	100	6	F03/05/07	14	230V AC	023020
SA05-S	50	100	6	F03/05/07	14	24V AC/DC	023021

SA05-X - ATEX electric actuator - 50 Nm

Resistance heater 5W - Manual override by key (included) - Duty service: S2-15 min / S4: 50% of time - CE II 2G Ex d IIB T4, areas 1 & 2.



type	torque (Nm)	operating time 90° (s)	electrical power (W)	ISO 5211		voltage	code
SA05-X	50	17	6	F03/05/07	14	230V AC	023310
SA05-X	50	17	6	F03/05/07	14	24V AC/DC	023311

type	code
Gland-pack ATEX 1/2" M20 x 1,5	980179
Cap ATEX 1/2" M20 x 1,5	980169

SA05-PCU - 4-20 mA / Proportional control unit electric actuator - 50 Nm

Includes control card 4-20 mA, 0-10 V, 2-10 V and potentiometer 4-20 mA.

type	torque (Nm)	operating time 90° (s)	electrical power (W)	ISO 5211		voltage	code
SA05-PCU	50	17	6	F03/05/07	14	230V AC	023050
SA05-PCU	50	17	6	F03/05/07	14	24V AC/DC	023051

SA05-SCP - Fail safe / Safety electric actuator - 50 Nm

Back to original position if lack of current - Built-in rechargeable security battery with super condenser.

type	torque (Nm)	operating time 90° (s)	electrical power (W)	ISO 5211		voltage	code
SA05-SCP	50	8	120	F03/05/07	14	230V AC	023065
SA05-SCP	50	8	60	F03/05/07	14	24V DC	023066

Specifications: Positive safety with spring return - Compact type - 90° operating angle ±5° - ISO 5211 pad, star connection - Epoxy coated aluminium enclosure - Steel reducing box - Room temp.: -20°C/+55°C.

Standard equipment: 2 adjustable limit switches + 2 auxiliary limit switches - Thermal protection - Position indicator with led - Supplied electrical connection: gland pack M20 x 1,5.



SR03 - Spring return electric actuator - 30 Nm

Resistance heater 20W - Duty service: S2-15 min - Manual override by key (included).

type	torque (Nm)	operating time 90° (s)	electrical power (W)	ISO 5211		voltage	code
SR03	30	10-35	4,7-10	F03/05	11	230V AC	023070
SR03	30	10-35	4,7-10	F03/05	11	24V AC/DC	023071



Specifications: Compact type - 90° operating angle (±5°) - ISO 5211 pad, star connection - Epoxy coated aluminium enclosure - Steel reducing box - Room temp.: -20°C/+70°C - Torque limiter (except NA06 & NA09) - S2 duty service: 70% of time.

Standard equipment: 2 adjustable limit switches - 2 dry auxiliary limit switches 250V 16A - Thermal protection - Resistance heater 20W - Position indicator - Manual override by handwheel - Supplied electrical connection: gland packing M20 x 1,5.



NA - Electric actuator



type	torque (Nm)	operating time 90° (s)	electrical power (W)	ISO	⊗	230V AC	3-400V AC	24V AC	24V DC
						code	code	code	code
NA06	60	17	15	F07	17	023110	023113	023111	023114
NA09	90	17	25	F07	17	023120	023123	023121	023124
NA15	150	20	40	F07/F10	17	023130	023133	023131	023134
NA28	280	24	40	F10/F12	22	023150	023153	023151	023154
NA38	380	24	60	F10/F12	27	023160	023163	-	-
NA60	600	29	90	F12/F14	27	023180	023183	-	-
NA100	1000	29	180	F12/F14	27	023200	023203	-	-
NA150	1500	87	98	F14/F16	36	023210	023213	-	-
NA200	2000	87	180	F14/F16	36	023220	023223	-	-
NA250	2500	87	180	F14/F16	46	023230	023233	-	-

NA-X - ATEX electric actuator

Specifications and equipment: same as NA actuator, except: C Ⓜ II 2 G Ex d II B T4.



type	torque (Nm)	operating time 90° (s)	electrical power (W)	ISO	⊗	230V AC code
NA06-X	60	17	15	F07	17	023320
NA09-X	90	17	25	F07	17	023330
NA15-X	150	20	40	F07/F10	17	023340
NA28-X	280	24	40	F10/F12	22	023360
NA38-X	380	24	60	F10/F12	27	023370
NA60-X	600	29	90	F12/F14	27	023390



type	code
Gland-pack ATEX 1/2" M20 x 1,5	980179
Cap ATEX 1/2" M20 x 1,5	980169

NA-PCU - 4-20 mA / Proportional control unit electric actuator

Specifications and equipment: same as NA - Includes control card & potentiometer 4-20 mA.



type	torque (Nm)	operating time 90° (s)	electrical power (W)	ISO	⊗	230V AC code
NA09-PCU	90	17	25	F07	17	023550
NA15-PCU	150	20	40	F07/F10	17	023560

NA-RBP - Fail safe / Security electric actuator

Specifications and equipment: same as NA - Back to original position if lack of current - Built-in rechargeable security battery.



type	torque (Nm)	operating time 90° (s)	electrical power (W)	ISO	⊗	230V AC code
NA09-RBP	90	17	25	F07	17	023720
NA15-RBP	150	20	40	F07/F10	17	023730

NA-LCU - Local control unit actuator

Specifications and equipment: same as NA - Setting and diagnosis local control.



type	torque (Nm)	operating time 90° (s)	electrical power (W)	ISO	⊗	230V AC	3-400V AC
						code	code
NA09-LCU	90	17	25	F07	17	023820	023823
NA15-LCU	150	20	40	F07/F10	17	023830	023833
NA28-LCU	280	24	40	F10/F12	22	023850	023853



Specifications: Positive safety with spring return - 90° operating angle - ISO 5211 pad, star connection - Epoxy coated aluminium enclosure - Room temp.: -20°C/+55°C - S2 duty service: 15 min.
Standard equipment: Resistance heater 20W - Manual override by handwheel.

IP 67 ISO 9001

SR - Spring return electric actuator

type	torque (Nm)	operating time 90° (s)	spring closing (s)	electrical power (W)	ISO		230V AC	
							code	code
SR05	50	16/14	1	40	F07	14	023080	023450
SR10	100	20/19	1	60	F07/F10	17	023090	023460
SR30	300	89/82	1	60	F10/F12	22	023106	023470



Quarter-turn Bernard actuators – IP68

2004/108/EC Directive - 2006/95/EC Directive.

Specifications: Compact type - 90° operating angle - On-off class A actuator acc. to EN 15714-2 - Protection C4 acc. to ISO 12944 - ISO 5211 pad, star connection - Epoxy coated aluminium enclosure - Lifetime lubrication - Room temp.: -20°C/+60°C - S4 duty service: 30% of time, up to 120 start/h at peak.

Standard equipment: 2 SPDT adjustable limit switches - 2 dry auxiliary limit switches - 3D position indicator - Manual override by hexagonal key 10mm - Electrical connection: 2 entries M20 (gland packing not included).

IP 68 ISO 9001



NEW



AQL - Electric actuator

type	torque (Nm)	operating time 90° (s)	electrical power (W)	ISO		230V AC + 24V DC	
						code	code
AQ1L	15	13	20	F03/F04/F05	14	028400	
AQ3L	30	15	20	F03/F04/F05	14	028410	
AQ7L	70	15	20	F05/F07	22	028430	

2004/108/EC Directive – 2006/95/EC Directive.

Specifications: Compact type - 90° operating angle - On-off class A actuator acc. to EN 15714-2 - Protection C4 acc. to ISO 12944 - ISO 5211 pad, star connection - Epoxy coated aluminium enclosure - Lifetime lubrication - Room temp.: -20°C/+60°C - S4 duty service: 30% of time, up to 360 start/h at peak.

Standard equipment: 2 SPDT adjustable limit switches - 2 dry auxiliary limit switches - 3D position indicator - Resistance heater - Torque limiter from AQ-25 to AQ-50 - Manual override by handwheel - Electrical connection: gland packing M20 (not included).

IP 68 ISO 9001



NEW



AQ SWITCH - Electric actuator

type	torque (Nm)	operating time 90° (s)	electrical power (W)		ISO		230V AC 3~400V AC		24V DC
			230V AC	3~400V AC			code	code	
AQ5	50	16	15	30	F05/F07	14	028440	028445	028441
AQ10	100	25	15	30	F05/F07	17	028450	028455	028451
AQ15	150	25	30	30	F05/F07	17	028460	028465	028461
AQ25	250	30	40	40	F07/F10	22	028470	028475	028471
AQ30	300	35	40	40	F07/F10	27	028480	028485	-
AQ50	500	35	60	70	F07/F10	27	028490	028495	-

not on stock, on request.

Multi-turn Regada actuators - IP67

Specifications: On/off multi-turn actuators - ISO 5211 pad - S4 duty service: 25% of time / 10 cycles/hour.

Standard equipment: Resistance heater 20W - Torque limiter - Manual override by handwheel - Electrical connection: not included.

IP 67 ISO 9001



SO2-MO3 - Multi-turn electric actuator for rotating non-rising stem linear valves

Room temperature range: -10°C/+55°C.

type	torque (Nm)	speed (rpm)	electrical power (W)	ISO	stem (Ø x pitch)	230V AC		3~400V AC
						code	code	
SO2	61	12,5	300	F10	20 x 4	027101		-
SO2	76	10	300	F10	20 x 4	027102		-
SO2	68	12,5	240	F10	20 x 4	-		027103
SO2	85	10	240	F10	20 x 4	-		027104
MO3	130	25	550	F10	25 x 5	027151		-
MO3	130	25	370	F10	25 x 5	-		027152
MO3	200	40	750	F10	25 x 5	-		027153
MO3	300	40	1450	F10	25 x 5	-		027154



SO2

SO2-MO3 - Multi-turn electric actuator for rotating rising stem linear valves

Room temperature range: -25°C/+55°C.

type	torque (Nm)	speed (rpm)	electrical power (W)	ISO	stem (Ø x pitch)	230V AC	
						code	code
SO2	38	20	300	F10	20 x 4	027100	
MO3	60	40	500	F10	25 x 5	027150	




MO3

Multi-turn Auma actuators - IP68

Specifications: On/off multi-turn actuators - ISO 5211 pad - Room temp.: -25°C/+80°C - S2 intermittent duty service: 15 min.

Standard equipment: Resistance heater 20W - Torque limiter - Manual override by handwheel - Electrical connection: M20, M25 & M32 x 1,5.



SA - Multi-turn electric actuator for rotating non-rising stem linear valves

Coupling type: B3 - Machined steel drive nut for splined shafts.

type	torque (Nm)	speed (rpm)	electrical power (W)	ISO	☑	3-400V AC	
						code	
SA07.6	60	45	200	F10	20	027026	
SA10.2	120	45	400	F10	20	027036	
SA14.2	250	45	750	F10	30	027046	



SA - Multi-turn electric actuator for rotating rising stem linear valves

Coupling type: A - Non-machined brass drive nut.

type	torque (Nm)	speed (rpm)	electrical power (W)	ISO	Ø stem max. (mm)	3-400V AC	
						code	
SA07.2	30	45	100	F10	34	027015	
SA07.6	60	45	200	F10	34	027025	
SA10.2	120	45	400	F10	40	027035	

Accessories for pneumatic & electric actuation

Stem extension for actuated valves

RH 100 - Stainless steel stem extension

Height 100 mm - ISO pad base F04/F05 - ISO pad top F05/F07.



valves type	Ø	code	Ø	code
710 & 711	1/2" to 1"1/4	RHVM01	1"1/2 & 2"	RHVM02
715 XS	1/2" to 1"1/2	RHVM01	2"	RHVM02
736 & 746 XS	1/2" to 1"1/4	RHVM01	1"1/2 & 2"	RHVM02
737 - 747 XS	1/2" to 1"1/4	RHVM01	1"1/2 & 2"	RHVM02
765 XS	1/2" to 1"1/4	RHVM01	1"1/2 & 2"	RHVM02
780 - 781 XS	1/2" to 1"1/2	RHVM01	2"	RHVM02



RHV-XS - Stainless steel stem extension



valves type	Ø	ISO pad	height (mm)	code
702 XS - 703 XS	1/2" to 3/4"	F03/F04	61	RHVXS03
715 XS - 736 XS	1" to 1"1/4	F04/F05	67	RHVXS05
737 XS - 746 XS	1" to 1"1/4	F04/F05	67	RHVXS05
747 XS - 765 XS	1"1/2 to 2"	F05/F07	86	RHVXS07
771 XS - 780 XS	1"1/2 to 2"	F05/F07	86	RHVXS07



Industry

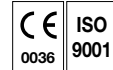
• Pressure reducing valves	172
• Safety valves	174
• Overflow valves	175
• Vacuum & pressure valve	175
• Hammer arresters	176
• Gas equipment	176
• Steam equipment	179
• Compressed air equipment	183
• Instrumentation	186
• Insulation	198

30 years of experience

- Own engineering & testing departments.
- Inside manufacturer certified workshop (safety valves setting and certification).
- ISO 9001 : 2008 & ATEX certifications.



■ Bronze



681 / 682

2004/68/EU Directive N°0036 - Risk category I / module A - CC499K body - EPDM tightness - Stainless steel strainer - Stainless steel seat up to 1"1/4, bronze seat above - For clean fluids - Downstream setting range: 1 to 8 bar - PS: 25 bar for threaded female & male union; PS: 16 bar for flanged PN16 - TS: -10°C/+95°C - Supplied with pressure gauge(s) - Not for gas of group 1.



Threaded female (BSP)

Ø	face to face (mm)	weight (kg)	code
1/2"	85	1,20	246842
3/4"	95	1,30	246843
1"	105	2,40	246844



Male union (BSP)

Ø	face to face (mm)	face to face with fittings (mm)	weight (kg)	code
1/2"	80	142	1,20	246812
3/4"	90	158	1,30	246813
1"	100	180	2,40	246814
1"1/4	105	193	2,60	246815
1"1/2	130	226	5,50	246816
2"	140	252	6,00	246817

Flanged PN16



DN	face to face (mm)	weight (kg)	max. flow (m³/h)	code
20	150	4,2	10	246823
25	160	4,7	16	246824
32	180	5,9	18	246825
40	200	8,6	20	246826
50	230	10,5	27	246827
65*	290	20	60	246828
80	310	22	68	246829
100	350	40	102	246830

* 4 hole flanges.

not on stock, on request.

HIGH PRESSURE



684 - High pressure (BSP)

2004/68/EU Directive N°0036 - Risk category II - CC499K body - FKM tightness - Brass inner parts - PS: 60 bar - TS: -10°C/+120°C - Downstream setting range: 0,5 to 15 bar with membrane; 5 to 30 & 10 to 50 bar with piston - Supplied with pressure gauge - For all compatible fluids.

Downstream pressure Downstream pressure

Ø	face to face (mm)	weight (kg)	Downstream pressure		
			0,5 - 15 bar	5 - 30 bar	10 - 50 bar
			code	code	code
1/4"	68	1,2	246900	246920	246940
3/8"	68	1,2	246901	246921	246941
1/2"	68	1,2	246902	246922	246942
3/4"	78	2,8	246903	246923	246943
1"	102	15,3	246904	246924	246944
1"1/2	136	9,4	246905	246925	246945
2"	136	10,2	246906	246926	246946

not on stock, on request.

■ Cast iron



2420 - BFR - Coaxial

Epoxy-coated cast iron body - Brass & bronze inner parts - NBR tightness - Flanged RF PN16 - PS: 16 bar - TS: -10°C/+80°C - Downstream pressure adjustable with screw - Supplied with pressure gauge - For water - WRAS certificate available up to DN100.

Downstream pressure

DN	Kv (m³/h)	face to face (mm)	weight (kg)	Downstream pressure	
				1 - 7 bar	4 - 12 bar
				code	code
50	64	190	12	2420050SE	2421050SE
65*	89	210	14	2420065SE	2421065SE
80	119	225	19	2420080SE	2421080SE
100	222	255	26	2420100SE	2421100SE
125	333	285	37	2420125	2421125
150	470	315	50	2420150	2421150
200	854	420	94	2420200	2421200SE
250	1367	470	152	2420250	2421250SE
300	1880	530	202	2420300	2421300SE

* 4 hole flanges.

not on stock, on request.

Stainless steel

2014/68/EU Directive n°0035 - Risk category II / module D1 - CF8M body -
Supplied with stainless steel pressure gauge indicating the downstream pressure.



2430 - LPRV - Low pressure

FKM seat - PS: 10 bar - TS: -15°C/+80°C - For all compatible clean fluids.

Downstream pressure

Ø	face to face (mm)	weight (kg)	0,2 - 1,5 bar code
1/2"	70	0,80	243001
3/4"	85	1,00	243011
1"	90	1,05	243021
1"1/2	115	2,30	243031
2"	120	2,50	243041



2441 - PRV-W

EPDM seat - PS: 16 bar - TS: -15°C/+80°C - For potable water.

Downstream pressure

Ø	face to face (mm)	weight (kg)	1 - 6 bar code
1/2"	70	0,80	244101
3/4"	85	1,00	244111
1"	90	1,05	244121



2440 - PRV

FKM seat - PS: 16 bar - TS: -15°C/+100°C - For all compatible clean fluids.

Threaded Downstream pressure

Ø	face to face (mm)	weight (kg)	1 - 6 bar code	4 - 10 bar code
1/2"	70	0,80	244001	244002
3/4"	85	1,00	244011	244012
1"	90	1,05	244021	244022
1"1/2	115	2,30	244031	244032
2"	120	2,50	244041	244042



Flanged PN16

Downstream pressure

DN	face to face (mm)	weight (kg)	1 - 6 bar code	4 - 10 bar code
15	155	2	245001	245002
20	155	3	245011	245012
25	155	5	245021	245022
40	192	8	245031	245032
50	195	12	245041	245042
65	210	16	245051	245052
80	225	18	245061	245062
100	250	25	245071	245072

not on stock, on request.



2442 - PRV

FKM seat - PS: 16 bar - TS: -15°C/+100°C - For all compatible clean fluids.

Downstream pressure

Ø	face to face (mm)	weight (kg)	1 - 6 bar code
1/2"	70	0,80	244201
3/4"	85	1,00	244211
1"	90	1,05	244221

F316 body - Supplied with upstream & downstream pressure gauges.



HIGH PRESSURE

PRU - 240 bar

PFA gasket - Max. upstream pressure: 3500 psi / 240 bar -
TS: -40°C/+175°C - For gas.

Ø	downstream pressure	Kv (m³/h)	code
1/4"	1 - 50 psi 0,07 - 3,4 bar	0,051	2420001
1/4"	3 - 250 psi 0,2 - 17 bar	0,051	2420002
1/4"	5 - 500 psi 0,35 - 34 bar	0,051	2420003
1/2"	2 - 150 psi 0,15 - 10 bar	0,85	2420011
1/2"	3 - 250 psi 0,2 - 17 bar	0,85	2420012
1/2"	5 - 500 psi 0,35 - 34 bar	0,85	2420013



PRU - 400 bar

PEEK gasket for 1/4", PCTFE seat for 1/2" -
Max. upstream pressure: 6000 psi / 400 bar -
TS: -25°C/+75°C - For liquids.

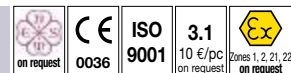
Ø	downstream pressure	Kv (m³/h)	code
1/4"	0 - 2500 psi 0 - 170 bar	0,05	2420022
1/2"	0 - 2500 psi 0 - 170 bar	0,17	2420032SE



Threaded

NUOVA GENERAL INSTRUMENTS s.r.l.

2014/68/EU Directive N°0036 - Risk category IV / module H1 - Testing device - D type: all common fluids / F type: compressed air / G type: gas & liquids - Min. setting pressure: 0,3 bar - Standard settings 0,5 to 12 bar (every 0,5 bar): on stock - Mandatory certificate 5 €/pc included in price.



⚠ For settings above 12 bar please consult for price & delivery time.

2800 - Brass - Free outlet **BSP**

CW614N body (stainless steel on request) - FKM seat - TS: -20°C/+200°C.

COMPRESSED AIR



inlet Ø	ref.	max. setting pressure (bar)	code
1/4"	D7	60	28000
3/8"	D10	60	28001
1/2"	D10	60	28002
3/4"	D14	30	28003
1"	F18	21	28004
1 1/4"	F25	30	28005
1 1/2"	F32	14	28006
2"	F40	30	28007

2871 - Brass - Pipe outlet **BSP**

CW614N body - FKM seat - TS: -20°C/+200°C.

LIQUIDS



inlet Ø	outlet Ø	ref.	max. setting pressure (bar)	code
1/4"	1/2"	D7/C	60	28710
3/8"	3/4"	D10/C	60	28711
1/2"	3/4"	D10/C	60	28712
3/4"	1"	G14	60	28713
1"	1"	G14	60	28714
1 1/4"	1 1/4"	G20	60	28715
1 1/2"	1 1/2"	G25	60	28716
2"	1 1/2"	G32	14	28717

2851 / 2858 - Brass - Pipe outlet & lever **BSP**

CW614N body (stainless steel on request) - Standard settings 0,5 to 15 bar (every 0,5 bar): on stock.

STEAM



inlet Ø	outlet Ø	ref.	max. setting pressure (bar)	up to 6 bar	
				code	code
1/2"	1"	G10/L	30	28512	28582
3/4"	1"	G14/L	60	28513	28583
1"	1 1/4"	G20/L	60	28514	28584
1 1/4"	1 1/4"	G20/L	60	28515	28585
1 1/2"	1 1/2"	G25/L	60	28516	28586
2"	2"	G40/L	14	28517	28587

FKM + PTFE seat 165°C saturated steam KALREZ seat 200°C saturated steam

2885 - Stainless steel -

Pipe outlet **BSP**

F316 body - PTFE seat (other seats on request) - EC 1935-2004 - TS: -196°C/+250°C.



PROCESS




inlet Ø	outlet Ø	ref.	max. setting pressure (bar)	code
3/8"	3/4"	D10/C	60	28851
1/2"	3/4"	D10/C	60	28852
3/4"	1"	G14	30	28853
1"	1"	G14	60	28854
1 1/4"	1 1/4"	G20	60	28855
1 1/2"	1 1/2"	G25	60	28856
2"	1 1/2"	G32	14	28857

not on stock, on request.

Flanged

2014/68/EU Directive - Risk category IV / module B+D - Bureau Veritas marine & offshore approval - Full lift - Stainless steel trim - Hardened seat & superfinished disc - Closed bonnet - Watertight cap - Testing lever - For steam, gas & liquids - Min. setting pressure: 0,5 bar - Mandatory certificate 14 €/pc included in price. ⚠ Additional delivery time for setting.



6301 - Cast iron - Flanged PN16

TÜV SV 96.894 approval - Flange connections: inlet RF PN16 / outlet RF PN10/16 - GG25 body - TS: -10°C/+200°C.



inlet DN	outlet DN	max. setting pressure (bar)	code
20	32	16	250120
25	40	16	250125
32	50	16	250132
40	65	16	250140
50	80	16	250150
65*	100	16	250165
80	125	16	250180
100	150	16	250190
125	200	12,5	250191
150	250	10	250192

* 4 hole flanges.

6301 S - Ductile iron - Flanged PN40

UDT certification - Flange connections: inlet RF PN40 / outlet PN10/16 - GGG40 body - TS: -10°C/+350°C.



inlet DN	outlet DN	max. setting pressure (bar)	code
20	32	40	250220
25	40	40	250225
32	50	40	250232
40	65	32	250240
50	80	32	250250
65	100	32	250265
80	125	25	250280
100	150	20	250290

6301 W - Cast iron - Flanged PN16

Same as 6301, except: EPDM tightness & TS: -10°C/+120°C.

WATER



inlet DN	outlet DN	max. setting pressure (bar)	code
20	32	10	250420
25	40	10	250425
32	50	10	250432
40	65	10	250440
50	80	10	250450
65	100	10	250465
80	125	10	250480
100	150	10	250490
125	200	10	250491
150	250	10	250492

6302 - Carbon steel - Flanged PN40

TÜV SV 96.894 approval - Flange connections: inlet RF PN40 / outlet PN10/16 - 1.0619 carbon steel body - TS: -10°C/+300°C.



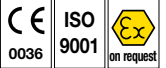
inlet DN	outlet DN	max. setting pressure (bar)	code
20	32	40	250520
25	40	40	250525
32	50	40	250532
40	65	32	250540
50	80	32	250550
65	100	32	250565
80	125	25	250580
100	150	20	250590
125	200	12,5	250591
150	250	10	250592

not on stock, on request.

■ Angle



2014/68/EU category III - Products excluded from 2014/68/EU Directive risk category IV (not a safety device) - Pre-set pressure: 12 €/pc - Proportional opening - Adjustable pressure setting - Tight setting screw - PS: 20 bar.



617 N - Bronze - NBR seat

CC499K body - TS: -30°C/+130°C.

Upstream pressure



inlet Ø	0,5 - 2,5 bar	2 - 12 bar
	code	code
3/8"	289201	289211
1/2"	289202	289212
3/4"	289203	289213
1"	289204	289214
1"1/4	289205	289215
1"1/2	289206	289216
2"	289207	289217

617 P - Bronze - PTFE seat

CC499K body - TS: -60°C/+225°C.

Upstream pressure

inlet Ø	0,5 - 2,5 bar	2 - 12 bar	12 - 20 bar
	code	code	code
3/8"	289251	289261	289271
1/2"	289252	289262	289272
3/4"	289253	289263	289273
1"	289254	289264	289274
1"1/4	289255	289265	289275
1"1/2	289256	289266	289276
2"	289257	289267	289277

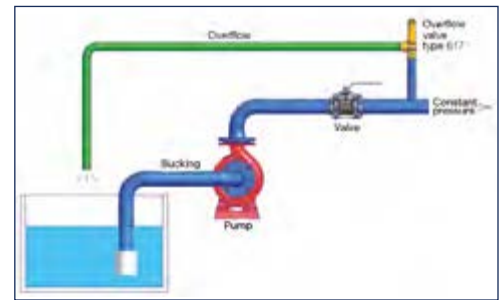
417 F - Stainless steel - FKM seat

CF8M body (PTFE seat on request) - TS: -20°C/+200°C.

Upstream pressure



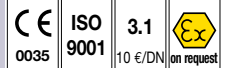
Ø	0,5 - 2,5 bar	2 - 12 bar
	code	code
3/8"	289301	289311
1/2"	289302	289312
3/4"	289303	289313
1"	289304	289314
1"1/4	289305	289315
1"1/2	289306	289316
2"	289307	289317



■ Straight



2014/68/EU Directive N°0035 - Risk category II / module D1 - Pre-set pressure: 10 €/pc - CF8M body - FKM seat - For clean fluids - Supplied with a Ø 63 stainless steel pressure gauge indicating the upstream pressure - Horizontal mounting.



2480 / 2490 - BPV

PS: 16 bar - TS: -15°C/+100°C.

Threaded Upstream pressure



Ø	face to face (mm)	weight (kg)	Upstream pressure	
			1 - 5 bar	4 - 10 bar
			code	code
1/2"	70	0,80	248001	248002
3/4"	85	1,00	248011	248012
1"	90	1,05	248021	248022
1"1/4	115	2,30	248031	248032
2"	120	2,50	248041	248042

Flanged PN16 Upstream pressure



DN	face to face (mm)	weight (kg)	Upstream pressure	
			1 - 5 bar	4 - 10 bar
			code	code
15	155	2	249001	249002
20	155	3	249011	249012
25	155	5	249021	249022
40	190	8	249031	249032
50	195	12	249041	249042
65*	210	16	249051	249052
80	225	18	249061	249062
100	250	25	249071	249072

* 4 hole flanges.

2481 - LBPV - Low pressure

PS: 10 bar - TS: -15°C/+80°C.

Upstream pressure



Ø	face to face (mm)	weight (kg)	0,2 - 1,5 bar
			code
1/2"	70	0,80	248100
3/4"	85	1,00	248110
1"	90	1,05	248120
1"1/2	115	2,30	248130
2"	120	2,50	248140

Vacuum & pressure valve

Excluded from 2014/68/EU Directive (art. 4, §3) - F316L body - FKM seat - TS: -10°C/+150°C.


S98 - Stainless steel



Ø	vacuum setting (bar)	pressure setting (bar)	code
1"	-0,05	+0,34	28904005

2470 - BFS - Cast iron - Coaxial

Flanged RF PN16 - Cast iron body, epoxy coated - Brass & bronze inner parts - NBR tightness - For clear water - PS: 16 bar - TS: -10°C/+80°C - Upstream pressure adjustable with screw - Supplied with pressure gauge - Horizontal mounting preferred - **⚠ Prohibited use for gas from group 1.**



Upstream pressure range

DN	Kv (m³/h)	face to face (mm)	weight (kg)	Upstream pressure range	
				0,3 - 4 bar code	2 - 8 bar code
50	64	190	12	2470050	2471050
65*	89	210	14	2470065	2471065
80	119	225	19	2470080	2471080
100	222	255	26	2470100	2471100
125	333	285	37	2470125	2471125
150	470	315	50	2470150	2471150
200	854	420	94	2470200	2471200
250	1367	470	152	2470250	2471250
300	1880	530	202	2470300	2471300

* 4 hole flanges.
not on stock, on request.

Hammer arresters

Excluded from 2014/68/EU Directive (art. 4, §3) - Not compatible with gases from group 1 - NBR membrane - Pressurizing valve - Setting pressure 2,5 bar - Peak pressure up to 21 bar - Horizontal or vertical mounting - TS: -15°C/+80°C.

ISO 9001

4510 - AIT - Bronze (BSP)

Bronze body - PS: 10 bar.



Ø	volume (cm³)	code
1/2"	17	451002SE
3/4"	30	451003SE
1"	65	451004SE
1"1/2"	250	451006SE
2"	650	451007SE

4515 - AIT - Stainless steel (BSP)

CF8M body - PS: 12 bar.



Ø	volume (cm³)	code
1/2"	17	451502
3/4"	30	451503
1"	65	451504
1"1/2"	250	451506
2"	650	451507

4520 - AIF - Cast iron - Flanged PN16

GG25 body - With pressure gauge - PS: 12 bar.



DN	volume (cm³)	code
80	2465	452008
100	5535	452009

Spare pressure gauge for 4520 (BSP)

Stainless steel case - 1/8".

code
981680

Gas equipment

Automatic solenoid valves

Excluded from 2014/68/EU Directive (art. 1, §1) - For natural gas & lpg - Normally closed - Aluminium body - Closing time < 1 s - IP65 coil - PS: 360 mbar - TS: -20°C/+60°C.



EVP - 360 mbar

Built-in filter cartridge 50 µm for DN65 to 100.

DN	face to face (mm)	230V AC		24V AC	
		power VA	code	power VA	code
(BSP)					
1/2"	70	30/9	092402M	27/7	092412M
3/4"	70	30/9	092403M	27/7	092413M
1"	70	55/16	092404B	45/11	092414B
1"1/4"	160	55/16	092405B	47/13	092415B
1"1/2"	160	55/16	092406B	47/13	092416B
2"	160	55/16	092407B	47/13	092417B
Flanged RF PN16					
50	230	55/16	092302M	47/13	092312M
65*	290	290/75	092303M	185/50	092313M
80	310	290/75	092304M	185/50	092314M
100	350	270/70	092305M	130/40	092315M

EVPT - 360 mbar - Slow opening

Adjustable opening time: 0,5 to 30 s.

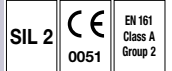
DN	face to face (mm)	230V AC	
		power VA	code
(BSP)			
1/2"	70	54/18	092602M
3/4"	70	54/18	092603M
1"	70	54/18	092604B

Spare coils for EVP solenoid valves

DN	230V AC code	24V AC code	24V DC code
1/2"-3/4"	980967M	980968M	980970M
1"	980947M	980952M	980866M
1"1/4"-2"	980948M	980953M	980963M
65-80	980949M	980954M	980964M
100	980950M	980955M	980965M

* 4 hole flanges.

2014/68/EU Directive N°0051 - 2009/142/EC - For methane, natural gas, lpg - Aluminium body - Closing time < 1 s - IP65 coil - PS: 6 bar - TS: -20°C/+60°C.



EV-6 - 6 bar

Normally closed.



DN	face to face (mm)	230V AC	
		power VA	code
(BSP)			
1/2"	70	30/9	092502M
3/4"	70	30/9	092503M
1"	70	30/9	092504M
1"1/4	160	55/15	092505M
1"1/2	160	55/15	092506M
2"	160	55/15	092507M
Flanged RF PN16			
65*	290	105/29	092508M
80	310	105/29	092509M
100	350	124/36	092510M

* 4 hole flanges.

EVA-6 - 6 bar

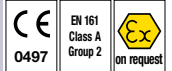
Normally open.



Ø	face to face (mm)	230V AC	24V AC	24V DC
		code	code	code
(BSP)				
1/2"	70	092652	092662	092672
3/4"	70	092653	092663	092673
1"	70	092654	092664	092674
1"1/4	160	092655	092665	092675
1"1/2	160	092656	092666	092676
2"	160	092657	092667	092677

Solenoid valves with manual resetting

2014/68/EU Directive N°0497 - Risk category II / module D1 - Gas flow shut-off in case of lack of current - Manual reset - Normally closed - Aluminium body (except brass body for 1/2" to 1" for working pressure 6 bar) - TS: -20°C/+60°C - Built-in filter cartridge 50 µm for DN65 to 300 - IP 65 coil - Horizontal mounting solenoid coil on the top - Closing time < 1 s - Built-in short anti-disconnection device.



M14/RM / M16/RM - Gas (natural gas & lpg)



DN	face to face (mm)	Working pressure 500 mbar				Working pressure 6 bar			
		230V AC		24V AC		230V AC		24V AC	
		power VA	code	power VA	code	power VA	code	power VA	code
(BSP)									
1/2"	70	9	092802M	8	092812M	9	092102M	8	092122M
3/4"	70	9	092803M	8	092813M	9	092103M	8	092123M
1"	90	9	092804B	8	092814M	9	092104B	8	092124M
1"1/4	160	9	092805M	8	092815M	9	092105M	8	092125M
1"1/2	160	9	092806M	8	092816M	9	092106M	8	092126M
2"	160	9	092807M	8	092817M	9	092107M	8	092127M
Flanged RF PN16									
65*	290	18	092903M	20	092913M	18	092109M	20	092129M
80	310	18	092904M	20	092914M	18	092110M	20	092130M
100	350	18	092905M	20	092915M	18	092111M	20	092131M
125	480	18	092906M	20	092916M	18	092112M	20	092132M
150	480	18	092907M	20	092917M	18	092113M	20	092133M
200	600	18	092908M	20	092918M	18	092114M	20	092134M

* 4 hole flanges.

M14/RM / M16/RM - Biogas



DN	face to face (mm)	Working pressure 500 mbar			
		230V AC		24V AC	
		power VA	code	power VA	code
(BSP)					
1/2"	70	9	092802BIO	8	092812BIO
3/4"	70	9	092803BIO	8	092813BIO
1"	90	9	092804BIO	8	092814BIO
1"1/4	160	9	092805BIO	8	092815BIO
1"1/2	160	9	092806BIO	8	092816BIO
2"	160	9	092807BIO	8	092817BIO
Flanged RF PN16					
65*	290	18	092903BIO	20	092913BIO
80	310	18	092904BIO	20	092914BIO
100	350	18	092905BIO	20	092915BIO
125	480	18	092906BIO	20	092916BIO
150	480	18	092907BIO	20	092917BIO
200	600	18	092908BIO	20	092918BIO
300	737	18	092909BIO	20	092919BIO

* 4 hole flanges.

Micro shut-off anti-disconnection device

Used for 230V AC solenoid coil up to 50W - Only for our range - Protection 1 to 3 s depending on power.

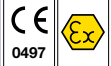


code
045006

not on stock, on request.

■ Pressure reducing valves with built-in filter

2014/68/EU Directive N°0497 - Risk category II / module D1 - 2016/426 Regulation - According to EN 88-2 - ATEX cat. II 2G/D for zones 1, 2, 21 & 22 - Aluminium body - Upstream built-in filter 50 µm - Built-in pressure connections.



FRG 2MC - 1 bar

For non aggressive gases - PS: 1 bar - TS: -15°C/+60°C.



DN	face to face (mm)	max. flow (Nm³/h)	downstream pressure setting range (mbar)									
			range	code	range	code	range	code	range	code	range	code
(BSP)												
1/2"	120	19	9-28	094004M	18-40	094014M	40-110	094024M	110-150	094034M	150-200	094044M
3/4"	120	34	9-28	094005M	18-40	094015M	40-110	094025M	110-150	094035M	150-200	094045M
1"	120	53	9-28	094006M	18-40	094016M	40-110	094026M	110-150	094036M	150-200	094046M
1 1/4"	160	87	13-23	094007M	20-36	094017M	55-100	094027M	90-190	094037M	190-500	094047M
1 1/2"	160	136	13-23	094008M	20-36	094018M	55-100	094028M	90-190	094038M	190-500	094048M
2"	160	212	13-23	094009M	20-36	094019M	55-100	094029M	90-190	094039M	190-500	094049M
Flanged RF PN16												
65	290	358	13-27	094010M	22-58	094020M	50-130	094030M	110-200	094040M	200-600	094050M
80	310	543	13-27	094011M	22-58	094021M	50-130	094031M	110-200	094041M	200-600	094051M
100	350	848	15-27	094012M	27-55	094022M	50-130	094032M	130-200	094042M	200-600	094052M

not on stock, on request.

FRG 2MCS - 5 bar (BSP)

For non aggressive gases - Shut-off in case of upstream over-pressure or pressure drop - With air vent - PS: 5 bar - TS: -20°C/+60°C.



Ø	face to face (mm)	max. flow (Nm³/h)	downstream pressure setting range (mbar)	code
1/2"	120	90	20-30	094104M
3/4"	120	90	20-30	094105M
1"	120	90	20-30	094106M

■ Filters

2014/68/EU Directive N°0497 - Risk category II / module D1 - 2016/426 Regulation - According to EN 126 - Impurities filtering - 50 µm filtering for 1/2" to DN100, 10 µm above - Aluminium body - FKM seat for biogas - Upstream pressure connection - PS: 2 bar or 6 bar - TS: -40°C/+70°C.



FM - Gas & biogas filter



DN	face to face (mm)	Gas		Biogas	
		PS 2 bar	PS 6 bar	PS 2 bar	PS 6 bar
		code	code	code	code
(BSP)					
1/2"	120	095004M	095104M	095004BIO	095104BIO
3/4"	120	095005M	095105M	095005BIO	095105BIO
1"	120	095006M	095106M	095006BIO	095106BIO
1 1/4"	160	095007M	095107M	095007BIO	095107BIO
1 1/2"	160	095008M	095108M	095008BIO	095108BIO
2"	160	095009M	095109M	095009BIO	095109BIO
Flanged RF PN16					
65*	290	095506M	095516M	095506BIO	095516BIO
80	310	095507M	095517M	095507BIO	095517BIO
100	350	095508M	095518M	095508BIO	095518BIO
125	480	095509B	095519B	095509BIO	095519BIO
150	480	095510B	095520B	095510BIO	095520BIO
200	600	095511M	095521M	095511BIO	095521BIO
300	737	095512M	095522M	095512BIO	095522BIO

* 4 hole flanges.

not on stock, on request.

■ Accessories

PGRF - Pressure switch

Aluminium body - Transparent plastic cover IP54 - Setting knob - Switch-off power 250V AC / 6A - 1/4" BSP threaded - Includes electric connector T30 - PS: 690 mbar - TS: 0°C/+85°C.



type	max. Δp (mbar)	code
5-150 mbar	≤ 5	436002N
100-500 mbar	≤ 15	436003N

CP - Stop punch

Solenoid shut-off valve - 3A-240V shut-off - IP66.



code
098301



Steam traps

■ Float

SK 51 - Ductile iron - PN16

Excluded from 2014/68/EU Directive (art. 4, §3) - GGG40.3 body - Stainless steel mechanism - PS: 16 bar - TS: +250°C - Built-in thermostatic air eliminator - Horizontal mounting on stock - Vertical mounting on request (22 €/pc).

Threaded

Ø	face to face (mm)	Δp 4,5 bar	Δp 10 bar	Δp 14 bar
		code	code	code
1/2"	122	151040	151041	151042
3/4"	122	151050	151051	151052
1"	145	151060	151061	151062

Flanged RF PN16

DN	face to face (mm)	Δp 4,5 bar	Δp 10 bar	Δp 14 bar
		code	code	code
15	150	150915	150916	150917
20	150	150920	150921	150922
25	160	150925	150926	150927



SK 55 - Ductile iron - PN16 - Tempered sight glass

2014/68/EU Directive n°0408 - Risk category I - GGG40.3 body - Stainless steel mechanism - Tempered borosilicate sight glass - PS: 16 bar - TS: +250°C - Built-in thermostatic air eliminator - Horizontal mounting on stock - Vertical mounting on request (22 €/pc).



Flanged RF PN16

DN	face to face (mm)	Δp 4,5 bar	Δp 10 bar	Δp 14 bar
		code	code	code
32	230	151840	151841	151842
40	230	151850	151851	151852
50	230	151860	151861	151862



SFK 40 - Ductile iron - PN16 - Closed free float

Excluded from 2014/68/EU Directive (art. 4, §3) - GGG40.3 body - Stainless steel mechanism - PS: 16 bar - TS: +220°C - Built-in filter & thermostatic air eliminator - Horizontal mounting.

Threaded

Ø	face to face (mm)	Δp 4,5 bar	Δp 10 bar	Δp 14 bar
		code	code	code
1/2"	120	150204	150208	150209
3/4"	120	150214	150218	150219
1"	120	150225	150228	150229

Flanged PN16

DN	face to face (mm)	Δp 4,5 bar	Δp 10 bar	Δp 14 bar
		code	code	code
15	150	150244	150248	150249
20	150	150254	150258	150259
25	160	150264	150268	150269



SK 70 - Carbon steel - PN25

Excluded from 2014/68/EU Directive (art. 4, §3) - A216WCB body - Stainless steel mechanism - PS: 25 bar - TS: +250°C - Built-in thermostatic air eliminator - Horizontal mounting on stock - Vertical mounting on request (22 €/pc).

Threaded

Ø	face to face (mm)	Δp 4,5 bar	Δp 10 bar	Δp 14 bar
		code	code	code
1/2"	122	151460SE	151461	151462
3/4"	122	151465	151466	151467
1"	145	151470SE	151471	151472

Flanged RF PN25

DN	face to face (mm)	Δp 4,5 bar	Δp 10 bar	Δp 14 bar
		code	code	code
15	150	151480SE	151481	151482
20	150	151485SE	151486	151487
25	160	151490SE	151491	151492



SK 61 - Stainless steel - PN25

Excluded from 2014/68/EU Directive (art. 4, §3) - CF8M body - Stainless steel mechanism - PS: 25 bar - TS: +250°C - Built-in air eliminator - Horizontal mounting on stock - Vertical mounting on request (22 €/pc).

Threaded

Ø	face to face (mm)	Δp 4,5 bar	Δp 10 bar	Δp 14 bar
		code	code	code
1/2"	122	151315	151316	151317
3/4"	122	151320	151321	151322
1"	145	151325	151326	151327

Flanged RF PN25

DN	face to face (mm)	Δp 4,5 bar	Δp 10 bar	Δp 14 bar
		code	code	code
15	150	151332	151333	151334
20	150	151340	151341	151342
25	160	151350	151351	151352



BT 16 - Cast iron - PN16 - Reversed open float

Excluded from 2014/68/EU Directive (art. 4, §3) - GGG40.3 body - Stainless steel mechanism - PS: 16 bar - TS: +220°C - Built-in filter - Horizontal mounting.



Threaded

Ø	face to face (mm)	Δp 5,4 bar	Δp 8,5 bar	Δp 15,5 bar
		code	code	code
1/2"	127	150504	150508	150512
3/4"	127	150514	150518	150522
1"	127	150524	150528	150532



Insulating jacket MI SK, for float steam traps see page 198

■ Thermostatic

TKK 2Y - Carbon steel

A105 body - Stainless steel mechanism - Built-in strainer - Thermostatic capsule in hastelloy and stainless steel - PS: 32 bar - Max. ΔP: 22 bar - TS: +250°C - Horizontal mounting.



Threaded

Ø	face to face (mm)	code
1/2"	95	151504
3/4"	95	151505
1"	95	151506



Flanged RF PN40

DN	face to face (mm)	code
15	150	151615
20	150	151620
25	160	151625

TKK 42 - Stainless steel

F304 body - Built-in strainer - PS: 32 bar - Max. ΔP: 21 bar - TS: +240°C.



Threaded

Ø	face to face (mm)	code
1/4"	65	152202
3/8"	65	152203
1/2"	65	152204
3/4"	65	152205
1"	65	152206

TKK 11 - Brass - Angle

CW617N body - Stainless steel mechanism - Built-in strainer - PS: 10 bar - TS: +200°C.



Threaded

Ø	code
1/2"	152504

TKK 61 - Brass - Straight

CW617N body - Stainless steel mechanism - Built-in strainer - PS: 10 bar - TS: +200°C.



Threaded

Ø	face to face (mm)	code
1/2"	76	152604

■ Bi-metallic

TK 1 - Carbon steel

A105 body - Stainless steel mechanism - Built-in strainer and check valve - Possible adjustment of discharge capacity and condensate temperature - PS: 32 bar - Max. ΔP: 22 bar - TS: +250°C - Horizontal or vertical mounting.



Threaded

Ø	face to face (mm)	code
1/2"	95	153604
3/4"	95	153605
1"	95	153606



Flanged RF PN40

DN	face to face (mm)	code
15	150	154015
20	150	154020
25	160	154025

■ Thermodynamic

TDK 45 - Carbon steel

A105 body - Stainless steel mechanism - Built-in y-strainer - Downstream max. back pressure: 80% of the upstream pressure - PS: 32 bar - TS: +400°C - Horizontal mounting.



Threaded

Ø	face to face (mm)	code
1/2"	95	153004
3/4"	95	153005
1"	95	153006



Flanged RF PN40

DN	face to face (mm)	code
15	150	153115
20	150	153120
25	160	153125

TDK 71 - Stainless steel

A743 body - Built-in y-strainer - Downstream max. back pressure: 80% of the upstream pressure - PS: 42 bar - TS: +400°C - Horizontal mounting.



Threaded

Ø	face to face (mm)	code
1/2"	78	153304
3/4"	90	153305
1"	95	153306

Pressure reducing valves

ISO 9001 3.1 10 €/DN



BDV 25 - Ductile iron

For steam, compressed air & other gas - GGG40.3 body PN25 - Stainless steel mechanism - Built-in strainer - Locking device - PS: 17 bar - TS: +210°C - Max. flow ratio: 10/1 - Horizontal mounting.



Threaded

Downstream pressure range

Ø	face to face (mm)	Downstream pressure range		
		0,14 - 1,7 bar	1,4 - 4 bar	3,5 - 8,6 bar
		code	code	code
1/2"	85	158041A	158042A	158043A
3/4"	98	158051A	158052A	158053A
1"	110	158061A	158062A	158063A

PRV-S - Stainless steel

CF8M body - FKM/PTFE tightness - PS: 9 bar - TS: +180°C - Supplied with Ø 63 dry pressure gauge indicating the downstream pressure.



ISO 9001 3.1 on request



Threaded

Downstream pressure range

Ø	face to face (mm)	weight (kg)	Downstream pressure range	
			1 - 6 bar	4 - 9 bar
			code	code
1/2"	70	0,80	158101	158102
3/4"	85	1,00	158111	158112
1"	92	1,05	158121	158122



Flanged PN16

Downstream pressure range

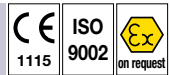
DN	face to face (mm)	weight (kg)	Downstream pressure range	
			1 - 6 bar	4 - 9 bar
			code	code
15	155	2	158301	158302
20	155	3	158311	158312
25	155	5	158321	158322

NEW

RD10 – Ductile Iron – Flanged RF PN16

For steam, air, water & all compatible fluids - Flanged RF PN16 - EN 558 series 1 (DIN 3202 F1) - GGG40.3 body - F304 mechanism & bellow - EPDM membrane. ⚠ **Saturated steam use : PS: 14,7 bar / TS: +200°C.**

⚠ **Sizing and actuating depending on actual working conditions** (medium, temperature, pressure, flow).
Please, consult for an appropriate offer.



DN	face to face (mm)	Kv (m³/h)	Downstream pressure range		
			AR265 / 0,4 - 0,9 bar code	AR205 / 0,9 - 1,8 bar code	AR150 / 1,8 - 3 bar code
15	130	3,4	159015009	159015018	159015030
20	150	3,8	159020009	159020018	159020030
25	160	10	159025009	159025018	159025030
32	180	13	159032009	159032018	159032030
40	200	38	159040009	159040018	159040030
50	230	42	159050009	159050018	159050030
65	290	66	159065009	159065018	159065030
80	310	94	159080009	159080018	159080030
100	350	136	-	-	159091030

DN	face to face (mm)	Kv (m³/h)	Downstream pressure range		
			AR120 / 3 - 5 bar code	AR100 / 5 - 7 bar code	AR85 / 7 - 14 bar code
15	130	3,4	159015050	159015070	159015140
20	150	3,8	159020050	159020070	159020140
25	160	10	159025050	159025070	159025140
32	180	13	159032050	159032070	159032140
40	200	38	159040050	159040070	159040140
50	230	42	159050050	159050070	159050140
65	290	66	159065050	159065070	159065140
80	310	94	159080050	159080070	159080140
100	350	136	159091050	159091070	159091140

NEW



Condensation tank

Connection 1/4" for 10 mm pipes.

DN	code
1/4"	159001

Separators



SPR 25 - Threaded (BSP)

Excluded from 2014/68/EU (art. 4, §3) - For steam & compressed air - F304 or carbon steel body - PS: 20 bar - TS: +250°C.

Ø	face to face (mm)	Ø event	Ø drainer	stainless steel code	carbon steel code
1/2"	120	1/2"	1/2"	1560002	1560102
3/4"	150	1/2"	1/2"	1560003	1560103
1"	160	1/2"	1/2"	1560004	1560104

SPR 40 - Flanged PN40

2014/68/EU Directive N°0408 - Risk Category III / module H1 - For steam & compressed air - Carbon steel body - Steam, PS: 32 bar / TS: +250°C - Compressed air, PS: 40 bar / TS: +20°C.



DN	face to face (mm)	Risk category	volume (l)	Ø event	Ø drainer	code
15	180	art. 4, §3	1,5	1/2"	1/2"	1560A015
20	230	art. 4, §3	2,9	1"	1/2"	1560A020
25	230	art. 4, §3	3,1	1"	1/2"	1560A025
32	250	II	5,2	1"	1/2"	1560A032
40	300	II	8,9	1"	1/2"	1560A040
50	310	II	9,7	1"	1/2"	1560A050
65	400	II	19,4	1"1/2	3/4"	1560A065
80	450	III	34,3	1"1/2	3/4"	1560A080
100	500	III	57,8	2"	1"	1560A100

Vacuum breakers

ISO
9001



VK 70 - Brass - PN16

TS: +260°C - Air intake 1/8".

Ø	code
1/2"	981405



VK 71 - Stainless steel - PN25

TS: +400°C - Air intake 1/8".

Ø	code
1/2"	981400

Air vents

ISO
9001



PF 20 - Cast iron

PS: 10 bar - TS: +120°C.

Ø	code
3/4"	PF20



HA 62 - Stainless steel

CF8M body - Stainless steel mechanism - PS: 14 bar - TS: -10°C/+200°C.

Ø	code
3/4"	154810

Compressed air equipment

Air treatment

Aluminium alloy body & bowl - Pressure range: 0,5-10 bar - Regulator accuracy: 0,2 bar - Standard filtration: 5 µm - Max. flow: 2080 l/mn for 1/4", 2100 l/mn for 3/8", 2600 l/mn for 1/2". PS: 10 bar - TS: -10°C/+60°C.

ISO
9001



1730 - Filter regulator NUF + Lubricator NUL

With pressure gauge & bracket.

Ø	code
1/4"	173002
3/8"	173003
1/2"	173004



1731 - Filter regulator NUF

With pressure gauge & bracket.

Ø	code
1/4"	173102
3/8"	173103
1/2"	173104



1732 - Filter NUF + Regulator NUR + Lubricator NUL

With pressure gauge & bracket.

Ø	code
1/4"	173202
3/8"	173203
1/2"	173204



1733 - Regulator NUR

With pressure gauge & bracket.

Ø	code
1/4"	173302
3/8"	173303
1/2"	173304

NEW



1734 - Filter NUF

Ø	code
1/4"	172412
3/8"	172413
1/2"	172414

NEW



1735 - Lubricator NUL

Ø	code
1/4"	172612
3/8"	172613
1/2"	172614

Aluminium body - Polycarbonate bowl - Bowl protection: reinforced fiberglass nylon - Standard filtration: 5 µm - Regulator accuracy: 0,2 bar - PS: 0,5 to 10 bar - TS: 0°C/+50°C

ISO 9001



1700 - Filter regulator UFR + Lubricator UL

With pressure gauge & bracket.

Ø	code	
3/4"	170005	
1"	170006	



1705 - Filter UF + Regulator UR + Lubricator UL

With pressure gauge & bracket.

Ø	code	
3/4"	170505	
1"	170506	



1720 - Filter regulator UFR

With pressure gauge & bracket.

Ø	code	
3/4"	172005	
1"	172006	



1721 - Filter UF 40 µm

With bracket.

Ø	code	
3/4"	172105	
1"	172106	



1725 - Regulator UR

With pressure gauge & bracket.

Ø	code	
3/4"	172505	
1"	172506	



1726 - Lubricator UL

With bracket.

Ø	code	
3/4"	172605	
1"	172606	



1760 - Filter regulator FR 500

40 µm filtration - With pressure gauge & bracket.

DN	code	
1/4"	176002	



1740 - Filter regulator FR 500 + Lubricator L 600

With pressure gauge & bracket.

DN	code	
1/2"	174002	



1762 - Regulator R200

With pressure gauge Ø 40 - PS: 0,5 to 8 bar.

Ø	code	
1/4"	176202	



1727 - Condensate automatic drain with float AD 940

Ø	code	
1/2"	172704	

For compressed air or nitrogen - Low sensitivity to upstream pressure variations - PS: 10 bar - TS: -5°C/+60°C - Accuracy: ±0,5% - Supplied with pressure gauge & bracket.

ISO 9001



1764 - Precision regulator UR-P

Ø	pressure gauge	code
1/4"	0,1 - 4 bar	176402
1/4"	0,05 - 2 bar	176412

Filtration

Epoxy-coated aluminium body - Interior anti-corrosion treatment - Threaded connections - Clogging indicator pressure gauge - Automatic air vent with float - PS: 16 bar - TS: +5°C/+50°C.

ISO 9001

S-AIR - Filter with cartridge



filtration		pre-filtration grade X3 3 µm	micronic filtration grade X1 1 µm	submicronic filtration grade XA 0,01 µm	active carbon filtration grade XAC 0,003 mg/m ³
air quality acc. to ISO 8573.1		Class 3	Class 2	Class 1	Class 1
filtration medium		borosilicate microfibers			active carbon
initial head loss		0,03 bar	0,05 bar	0,09 bar	0,1 bar
Ø	flow at 7 bar (m ³ /h)	code	code	code	code
1/2"	82	178X302	178X102	178XA02	178XAC02
3/4"	127	178X303	178X103	178XA03	178XAC03
1"	212	178X304	178X104	178XA04	178XAC04
1 1/2"	549	-	178X106	178XA06	178XAC06
2"	828	-	178X107	178XA07	178XAC07
2"	1070	-	178X108	178XA08	178XAC08

CAR - Cartridge for S-AIR



filtration		pre-filtration grade X3 3 µm	micronic filtration grade X1 1 µm	submicronic filtration grade XA 0,01 µm	active carbon filtration grade XAC 0,003 mg/m ³
Ø	flow at 7 bar (m ³ /h)	code	code	code	code
1/2"	82	178E12X3	178E12X1	178E12XA	178E12XAC
3/4"	127	178E18X3	178E18X1	178E18XA	178E18XAC
1"	212	178E30X3	178E30X1	178E30XA	178E30XAC
1 1/2"	549	-	178E80X1	178E80XA	178E80XAC
2"	828	-	178E105X1	178E105XA	178E105XAC
2"	1070	-	178E150X1	178E150XA	178E150XAC

Drain valves

T-DRAIN - Programmable drain (BSP)



Built-in upstream filter - Opening frequency from 1 to 60 mn - Opening time: 2,4 or 6 s - Max. condensate flow: 32 l/h - Electric supply 230V AC - Supplied with connector - Upstream connection: 1/2" M - Downstream connection: 3/8" M & hose Ø10 - Test function - Horizontal or vertical mounting - PS: 16 bar - TS: +65°C.

max. flow (m ³ /h)			
compressor	dryer	filter	code
3600	7200	36000	420050

T20 - Temporised drain (BSP)



Electric supply 230V AC - 2 m wire - Opening frequency: 0,5 to 45 mn - Opening time: 0,5 to 10 s - Upstream connection: 1/2" M - Downstream connection: 1/4" F - Built-in ball valves - Cleanable upstream filter - PS: 16 bar - TS: +90°C.

code
421020

LD100 - Compact capacitive drain (BSP)



Built-in tank with electronic float - Built-in filter - Electric supply 230V AC - Connector PG9 - Test function - Horizontal mounting - PS: 0,2-16 bar - TS: +60°C.

max. flow (m ³ /h)					
compressor	dryer	filter	upstream connection	downstream connection	code
180	180	1800	1/2"-3/4"M	3/8"	420010

maintenance set	
code	
980250	

LOGI-DRAIN - Capacitive drain (BSP)



Built-in tank with electronic float - Built-in filter - Electric supplied LED - Drain LED - Dysfunction alarm - Electric supply 230V AC - Connector PG9 - Test function - Horizontal mounting only - PS: 0,2-16 bar - TS: +60°C.

max. flow (m ³ /h)					
compressor	dryer	filter	upstream connection	downstream connection	code
378	756	3780	1/2"-3/4"M	3/8"M	420012
450	900	4500	1/2"-3/4"M	3/8"M	420011
900	1800	9800	1/2"-3/4"M	3/8"M	420020
1800	3600	18000	1/2"-3/4"M	3/8"M	420022
9500	19000	95000	1/2"-3/4"M	3/8"M	420023

maintenance set	
code	
-	
980250	
980251	
980251	
980252	

not on stock, on request.

Sight glasses

ISO 9001

2210 - C 156 - Brass - With fins
 CB754S body - Unidirectional use - Polycarbonate dome - Plastic fins - For polycarbonate compatible clear fluids - PS: 6 bar - TS: +10°C/+70°C.



Ø	face to face (mm)	code
1/2"	80	221004

ISO 9001

2211 - C 158 - Brass - With ball
 CB754S body - Moplen ball - Tempered glass - One-way horizontal use only - PS: 16 bar - TS: +5°C/+80°C.



Ø	face to face (mm)	code
1/2"	97	221104
3/4"	100	221105
1"	103	221106

CE 1115

ISO 9001

2215 - C 161 - Brass - Double glass with ball
 CB754S body (1/2" to 1") - Bronze CC491K body (1"1/4 to 2") - Moplen ball - Double tempered glass - Horizontal mounting - PS: 16 bar - TS: +5°C/+80°C.



Ø	face to face (mm)	code
1/2"	95	221504
3/4"	100	221505
1"	107	221506
1"1/4	126	221507
1"1/2	137	221508
2"	170	221509

CE 0035

ISO 9001

2220 - SKT 6 - Cast iron - With flapper
 GG20 body - F304 flapper - Double tempered glass - PS: 16 bar - TS: -10°C/+180°C.



Ø	face to face (mm)	code
1/2"	75	222004
3/4"	90	222005
1"	90	222006
1"1/4	120	222007
1"1/2	120	222008
2"	140	222009

CE 1115

ISO 9001

2225 - C 164 - Cast iron - With steady baffles - Flanged PN16
 GG25 body - Double tempered glass - PS: 16 bar - TS: +5°C/+180°C.



DN	face to face (mm)	code
15	130	2225015
20	150	2225020
25	160	2225025
32	180	2225032
40	200	2225040
50	230	2225050
65*	290	2225065
80	310	2225080
100	350	2225091

* 4 hole flanges.

ISO 9001

2230 - USV - Carbon steel - With steady baffles
 A105 body & baffle - Double borosilicate glass - PS: 40 bar up to 3/4", 20 bar above - TS: -25°C/+300°C.



Ø	face to face (mm)	code
1/2"	90	223004
3/4"	90	223005
1"	100	223006

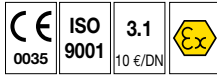
CE 1115

ISO 9001

2235 - USV - Carbon steel - With steady baffles - Flanged PN40
 A105 body - Double borosilicate glass - PS: 40 bar up to DN20, 20 bar above - TS: -25°C/+300°C.



DN	face to face (mm)	code
15	130	2235015
20	150	2235020
25	160	2235025
32	180	2235032
40	200	2235040



2240 - SKT 9 - Stainless steel - With flapper (BSP)

CF8M body & flapper - Double tempered glass - One-way use only - Not for downward-flow - PS: 16 bar - TS: -20°C/+180°C.




Ø	face to face (mm)	code
1/2"	105	224004A
3/4"	105	224005A
1"	110	224006A
1 1/4"	125	224007A
1 1/2"	135	224008A
2"	170	224009A



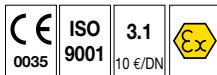
2245 - SKB 2 - Stainless steel - With flapper - Flanged PN16

CF8M body & flapper - Double tempered glass - One-way use only - Not for downward-flow - PS: 16 bar - TS: -20°C/+180°C.



DN	face to face (mm)	code
15	130	2245015A
20	150	2245020A
25	160	2245025A
32	180	2245032A
40	200	2245040A
50	230	2245050A
65*	290	2245065A
80	310	2245080A
100	350	2245100A
125	400	2245101A
150	480	2245102A

* 4 hole flanges.




2238 - SKT 9 NPT - Stainless steel - With flapper (NPT)

CF8M body & flapper - Double tempered glass - One-way use only - Not for downward-flow - PS: 16 bar - TS: -20°C/+180°C.




Ø	face to face (mm)	code
1/2"	105	223804
3/4"	105	223805
1"	110	223806
1 1/2"	125	223808
2"	170	223809



2246 - SKB 2 ANSI - Stainless steel - With flapper - Flanged ANSI 150

CF8M body & flapper - Double tempered glass - One-way use only - Not for downward-flow - PS: 16 bar - TS: -20°C/+180°C.



DN	face to face (mm)	code
15	130	2246015
20	130	2246020
25	170	2246025
40	200	2246040
50	320	2246050
80	270	2246080
100	320	2246100
150	420	2246102



2241 - NAW 2 - Stainless steel - With rotor (BSP)

CF8M body - Tempered glass dome - PP rotor - PS: 16 bar - TS: -5°C/+80°C.



Ø	face to face (mm)	code
1/4"	76	224100
3/8"	76	224101
1/2"	76	224102
3/4"	89	224103
1"	89	224104

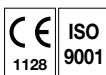


2242 - NAM - Stainless steel - With rotor (BSP)

CF8M body - Tempered glass pipe - POM rotor - PS: 16 bar - TS: -5°C/+100°C.



Ø	face to face (mm)	code
1/4"	73	224200
3/8"	73	224201
1/2"	106	224202
3/4"	106	224203
1"	106	224204



2243 - FW12 - Stainless steel - With rotor (BSP)

CF8M body - Double tempered glass - White ABS rotor - PS: 10 bar - TS: -10°C/+70°C - Not suitable for gas from group 1.



Ø	face to face (mm)	code
1/2"	100	224304
3/4"	100	224305
1"	109	224306
1 1/4"	109	224307
1 1/2"	150	224308
2"	150	224309



2255 - SKI - Stainless steel (SMS)

F316 body - Glass pipe - PS: 10 bar - TS: 140°C - For food industry - Not suitable for gas from group 1.



DN	face to face (mm)	code
25	150	2255025
38	158	2255038
51	162	2255051
63	162	2255063



Level gauges



L 138 - Brass set
 CW614N body - Silicone tightness -
 PS: 10 bar - TS: +90°C.
 ⚠ **Does not include pipe.**

Ø	pipe Ø	code
3/8"	13	2310313
1/2"	16	2310416



L 146 - Level gauge
 CW614N brass body - Plexiglass pipe -
 PS: 10 bar - TS: +90°C.

Ø	height (mm)	code
1/4"	100	2309210
3/8"	150	2309315
1/2"	200	2309420
1/2"	300	2309430



L 135 - Brass set with valves
 CW614N brass body - Needle valves -
 Silicone gaskets - PS: 10 bar - TS: +90°C -
 Pipe length: centre distance plus 15 mm.
 ⚠ **Does not include pipe.**

Ø	pipe Ø	code
3/8"	13	2311313
1/2"	13	2311413
1/2"	16	2311416
3/4"	20	2311520



T 154 - Plexiglass pipe
 1000 mm length - PS: 10 bar -
 TS: +90°C.

pipe Ø	code
13	23181310
16	23181610
20	23182010



151 - Fitting for L135 or T154

Ø	pipe Ø	code
1/2"	13	2317413
1/2"	16	2317416
3/4"	18	2317518
3/4"	20	2317520



2319 - Brass U protection pipe
 1000 mm length.

pipe Ø	code
13	23191310
16	23191610
20	23192010



2312 - Stainless steel set
 F316 body - Needle valve & drainer cap -
 FKM & PTFE gaskets - Sleek pipe -
 PS: 16 bar - TS: -50°C/+200°C. -
 Pipe length: centre distance minus 28 mm
 from 3/8" to 1/2", 36 mm above.
 ⚠ **Does not include pipe.**

Ø	pipe Ø	code
3/8"	14	23125314N
1/2"	14	23125414N
1/2"	16	23125416N
1/2"	24	23125424N
1"	20	23125620N

not on stock, on request.



2314 - Glass pipe
 Pyrex® glass - 1500 mm length -
 PS: 10 bar - TS: +500°C.

pipe Ø	thickness (mm)	code
13	2,2	23141315
14	2,2	23141415
15	2,5	23141515
16	2,5	23141615
20	2,5	23142015
24	2,5	23142415

+ 11 € to be added for glass pipe cutting.
 + 15 €/pc to be added for special packaging.



MG 33 - Stainless steel magnetic Flanged PN16

Stainless steel body & float -
 Aluminium scale - Plexiglas glass -
 Stainless steel bottom flanged drain cap -
 Min. fluid density: 0,8 - PS: 16 bar - TS: +180°C.

DN	length (mm)	code
20	800	23201080
20	1 000	23201100
20	1 200	23201120
20	1 500	23201150
20	2 000	23201200




Bistable switch

To be mounted on lateral rail gauge.

code
2328001

Spare float

code
981200



2315 - NX - Carbon steel valves

Flanged PN40 - A105 body - Set of upper/lower valves & drainage valve - Plug valve - Graphite tightness - For level gauge box with Ø 16 pipes - PS: 40 bar - TS: -25°C/+425°C.

DN	code
15	2315SUPINFBR15
20	2315SUPINFBR20
25	2315SUPINFBR25

2320 - RBF - Reflex - Carbon steel

Carbon steel body - Borosilicate reflex glass type B (DIN 7081) - Width: 34 mm - Wired graphite glass gasket & support gasket - Connection to NX valves with Ø 16 sleek pipes - Length: 60 mm - PS: 40 bar - TS: +239°C.

size	int. min. (mm)	C (mm)	D (mm)	V (mm)	code
T3	285	165	178	141	2320REFLB1T3
T4	310	190	203	166	2320REFLB1T4
T5	340	220	233	196	2320REFLB1T5
T6	370	250	263	226	2320REFLB1T6
T7	400	280	293	256	2320REFLB1T7
T8	440	320	333	296	2320REFLB1T8
T9	460	340	353	313	2320REFLB1T9

size	int. min. (mm)	C (mm)	D (mm)	V (mm)	code
2xT4	515	190	406	367	2320REFLA2T4
2xT5	575	220	466	427	2320REFLA2T5
2xT6	635	250	526	489	2320REFLA2T6
2xT7	695	280	586	549	2320REFLA2T7
2xT8	775	320	666	628	2320REFLA2T8
2xT9	815	340	706	668	2320REFLA2T9
3xT6	900	250	789	751	2320REFLA3T6
3xT7	990	280	879	841	2320REFLA3T7
3xT8	1110	320	999	961	2320REFLA3T8
3xT9	1170	340	1059	1021	2320REFLA3T9
4xT7	1285	280	1172	1134	2320REFLA4T7
4xT8	1445	320	1332	1294	2320REFLA4T8
4xT9	1525	340	1412	1374	2320REFLA4T9
5xT7	1580	280	1465	1427	2320REFLA5T7
5xT8	1780	320	1665	1627	2320REFLA5T8
5xT9	1880	340	1765	1727	2320REFLA5T9
6xT8	2115	320	1998	1960	2320REFLA6T8
6xT9	2235	340	2118	2080	2320REFLA6T9
7xT9	2590	340	2471	2433	2320REFLA7T9

■ not on stock, on request. Approx. 5-6 weeks.

2330 - TMF - Transparent - Carbon steel

Carbon steel body - Borosilicate transparent glass type A (DIN 7081) - Width: 30 mm - Wired graphite glass gasket & support gasket - Connection to NX valves with Ø 16 pipes - Length: 60 mm - PS: 64 bar - TS: +243°C.

size	int. min. (mm)	C (mm)	D (mm)	V (mm)	code
T5	340	220	233	196	2330TRANA1T5
T6	370	250	263	226	2330TRANA1T6
T7	400	280	293	256	2330TRANA1T7

2352 - Mica protection for transparent glass

Combined with transparent glasses - According to DIN 7081 - Width: 34 mm - Thickness: 0,15-0,20 mm.

length (mm)	code
115	2352901
140	2352902
165	2352903
190	2352904
220	2352905
250	2352906
280	2352907
320	2352908
340	2352909

ISO 9001

23509 - Borosilicate reflex glasses

According to DIN 7081 - Polyprismatic - Supplied with tightness gaskets - Fiber & graphite - Thickness: 17 mm - PS: 34 bar - TS (steam): +243°C.

ISO 9001

length (mm)	34 mm width code	30 mm width code
115	2350901F	2350911F
140	2350902F	2350912F
165	2350903F	2350913F
190	2350904F	2350914F
220	2350905F	2350915F
250	2350906F	2350916F
280	2350907F	2350917F
320	2350908F	2350918F
340	2350909F	2350919F



23519 - Borosilicate transparent glasses

According to DIN 7081 - Supplied with tightness gaskets - Fiber & graphite - Thickness: 17 mm - PS: 34 bar - TS (steam): +243°C.

ISO 9001

length (mm)	34 mm width code	30 mm width code
115	2351901F	2351911F
140	2351902F	2351912F
165	2351903F	2351913F
190	2351904F	2351914F
220	2351905F	2351915F
250	2351906F	2351916F
280	2351907F	2351917F
320	2351908F	2351918F
340	2351909F	2351919F



Water meters

High flow - Woltman



Use: water distribution - Acc. to MID 2014/32/EU - Cast iron body - Flanged RF PN10/16 - Magnetic transmission - Axial helicoid - Tight dial - PS: 16 bar - Cold water: 0°C/+30°C - Hot water: +30°C/+90°C.



ISO 9001



Cold water - MID R100 Hot water - MID R100

DN	length (mm)	nominal flow (m³/h)	max. flow (m³/h)	cold water code	hot water code
50	200	40	50	1738050	1739050
65	200	63	78,7	1738065	1739065
80	225	100	125	1738080	1739080
100	250	160	200	1738100	1739100
125	300	160	200	1738125	1739125
150	300	250	312,5	1738150	1739150
200	350	400	500	1738200	1739200

Programmable static pulse head

code
1749063



M-Bus clip-on pulser

2 thread wire - 3 m length.

code
1749064

High flow - Woltman - Pulse transmitter

Use: water distribution - Acc. to EN ISO 4064 & MID MI001 2014/32/EU - Cast iron body - Flanged RF PN10/16 - Interchangeable mechanism - Axial helicoid - Pre-qipped for pulse transmitter: DN50 to 125, 1 pulse every 10l or 1000l; DN150 & 200, 1 pulse every 100l or 10000l - Horizontal mounting or vertical mounting with vertical dial - IP68 - Cold water: max. temperature 50°C; MID R100; Q3/Q1: horizontal dial H = 100, vertical dial V = 100 - Hot water: max. temperature 90°C; MID R50 to R80, Q3/Q1: horizontal dial H = 80, vertical dial V = 50.



ISO 9001



Cold water - MID R100 Hot water - MID R50 to R80

DN	length (mm)	Cold water			Hot water		
		Q4 (m³/h)	Q3 (m³/h)	code	Q4 (m³/h)	Q3 (m³/h)	code
50	200	50	40	2738050	31,25	25	2739050
65	200	78,8	63	2738065	50	40	2739065
80	225	125	100	2738080	78,75	63	2739080
100	250	200	160	2738100	125	100	2739100
125	250	200	160	2738125	200	160	2739125
150	300	312,5	250	2738150	312	250	2739150
200	350	500	400	2738200	500	400	2739200

REED switch pulser

code
9821017



Arrow radio module

code
2749046

M-Bus micromaster

Primary address setting.

code
1749016



Radio receiver set

USB or Bluetooth connections.

code
2749024



Arrow mobile radio software

code
2749014



Irrigation



Use: irrigation - Cast iron body - Flanged RF PN10/16 - Magnetic transmission - Tangential helicoid - Dry dial - Class A - Horizontal mounting - Pre-equipped or REED contact for pulse transmitter - TS: +0°C/+50°C.

ISO 9001

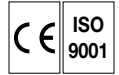
Cold water - Class A Cold water - Class A - Pulse transmitter

DN	length (mm)	nominal flow (m³/h)	max. flow (m³/h)	Cold water		Cold water - Pulse transmitter	
				code 1 x 100 l	code 1 x 1000 l	code 1 x 100 l	code 1 x 1000 l
50	200	35	70	1720050	-	1724050	-
65	200	50	100	1720065	-	1724065	-
80	225	75	150	1720080	-	1724080	-
100	250	125	250	1720100	-	1724100	-
125	250	175	350	-	1720125	-	1724125
150	300	250	500	-	1720150	-	1724150
200	350	450	900	-	1720200	-	1724200

Pulse transmitter

code
9811017





Flowmeters

2281 - DS - Acrylic with float & regulating valve

Acrylic plastic body - Stainless steel fittings - Nickel plated magnetic float - Stainless steel needle valve - FKM gasket - Vertical position, upward-flow - Accuracy: +/- 5% - PS: 10 bar - TS: -10°C/+50°C.



Ø	fluid	flow (l/min)	code
1/4"	water	0,4-4	2281004SE
1/4"	water	0,8-8	2281005SE
1/4"	air	10-100	2281006SE
1/4"	air	25-250	2281007SE

Alarm contact for DS flowmeters

Adjustable on 10-80% of the range.

code
986082

2282 - P - Stainless steel with float

Stainless steel F316L body - Stainless steel float - Glass tube - FKM gasket - **l/min scale for liquid** - Vertical position, upward-flow - PS: 6 bar - TS: -5°C/+100°C.



Ø	flow (l/min)	L (mm)	code
3/8"	0,1-1	200	2282001
1/2"	1-10	240	2282002SE
3/4"	2-20	280	2282003SE
1"	5-50	280	2282004SE
1"1/4	10-100	280	2282005SE
1"1/2	20-200	305	2282006SE
2"	40-400	315	2282007SE

2285 - SF - With float, vertical & horizontal

Polycarbonate body - Stainless steel 316 ends, float & spring - FKM gaskets - For water - Accuracy: +/-5% - Vertical position, upward-flow / horizontal position, fluid direction: left to right - PS: 16 bar - TS: +5°C/+60°C.



Ø	flow (l/min)	face to face (mm)	code
1/2"	5-50	134	22852050
3/4"	10-100	170	22853100
1"	15-150	170	22854150
1"1/4	20-200	178	22855200
1"1/2	25-250	178	22856250

Alarm contact for SF flowmeters

Ø	code
1/2"	986080
3/4"	986081
1"	986081
1"1/4	986081
1"1/2	986081

2284 - MF200E - Magnetic

Stainless steel 316 body & float - IP65 - **l/h scale for liquid** - Accuracy: +/- 2% - Vertical position, upstream flow - PS: 10 bar - TS: -40°C/+180°C.



Ø	flow (l/h)	code
1/2"	15-150	2284001
1/2"	40-400	2284002
1/2"	60-600	2284003
3/4"	75-750	2284004
1"	100-1000	2284005
1"1/2	200-2000	2284006
1"1/2	400-4000	2284007

2286 - BR250S - Magnetic - Flanged PN16

Stainless steel 316 body, float & spring - Aluminium case IP66 - **l/h scale for liquid** - Accuracy: +/- 2,5% - Supplied with alarm contact 250V AC - 5A & 30V DC - Horizontal position, fluid direction: left to right - PS: 16 bar - TS: -50°C/+200°C.



DN	flow (l/h)	face to face (mm)	code
25	400-4000	250	228602504
40	1000-10000	250	228604010
50	2000-20000	250	228605020
65	3000-30000	250	228606530
80	4000-40000	250	228608040
100	6000-60000	250	228610060

Flow switch

FS 20 - Stainless steel

For liquids - Stainless steel 316 body - Micro switch contact SPDT 250V AC - 3A or 30V DC - 3A - Electrical connection with connector DIN 43650 PG9 IP65 - PS: 70 bar - TS: -20°C/+150°C.



Ø	flow for activation	flow for de-activation	code
1/2"	380-460	150-210	228701
3/4"	550-610	140-240	228702
1"	930-1010	750-780	228703

Thermometers

Digital



TD 915

LCD screen with h=18 mm characters & permanent display - Adjustable stainless steel Ø 100 screen housing - IP65 - Stainless steel plunger L=100 mm - 1/2" connection - Supplied with lithium AA 1,5V battery (3-4 years duration) - TS: -10°C/+40°C - Temperature range: -50°C/+150°C.

code
138001

Vertical

Excluded from 2014/68/EU (art. 4, §3) - For non-corrosive gases & liquids - Brass fitting 1/2" - Aluminium case - Engraved scaled glass - All positions reading - Plunger Ø 10 mm - Solid glass prismatic capillary - PS: 16 bar - TS: -30°C/+300°C.

ISO 9001



1670 / 1672 - Straight - 150 mm height

scale	plunger L (mm)	code
0°C/+120°C	63	1670001
-30°C/+50°C	63	1670002
0°C/+120°C	100	1672001
-30°C/+50°C	100	1672002



1675 / 1677 - Angle - 150 mm height

scale	plunger L (mm)	code
0°C/+120°C	63	1675001
-30°C/+50°C	63	1675002
0°C/+120°C	100	1677001
-30°C/+50°C	100	1677002



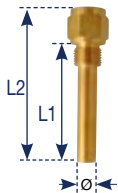
1671 / 1673 - Straight - 200 mm height

scale	plunger L (mm)	code
0°C/+120°C	63	1671001
-30°C/+50°C	63	1671002
0°C/+200°C	63	1671003
0°C/+300°C	63	1671004
0°C/+120°C	100	1673001
-30°C/+50°C	100	1673002
0°C/+200°C	100	1673003
0°C/+300°C	100	1673004



1676 / 1678 - Angle - 200 mm height

scale	plunger L (mm)	code
0°C/+120°C	63	1676001
-30°C/+50°C	63	1676002
0°C/+200°C	63	1676003
0°C/+300°C	63	1676004
0°C/+120°C	100	1678001
-30°C/+50°C	100	1678002
0°C/+200°C	100	1678003
0°C/+300°C	100	1678004



Brass thermowells 1/2"

Ø	L1	L2	plunger L (mm)	code
14	50	75	63	9880220
14	86	110	100	9880221

Bi-metallic - Stainless steel

Excluded from 2014/68/EU (art. 4, §3) - Class 2 - IP31 - For gases & liquids - Inside use only - Instrumentation glass - Stainless steel F304 case mechanism & fitting 1/2" - Duralium dial & needle - Plunger Ø 8 mm - Tight welded pipe - PS: 40 bar - TS: -30°C/+200°C.

ISO 9001

1680 / 1681 - Radial - Ø 100

scale	plunger L (mm)	code
-30°C/+50°C	77	1680001
0/+120°C	77	1680002
0/+160°C	77	1680003
0/+200°C	77	1680004
-30°C/+50°C	100	1681001
0/+120°C	100	1681002
0/+160°C	100	1681003
0/+200°C	100	1681004




1685 / 1686 - Axial - Ø 100

scale	plunger L (mm)	code
-30°C/+50°C	77	1685001
0/+120°C	77	1685002
0/+160°C	77	1685003
0/+200°C	77	1685004
-30°C/+50°C	100	1686001
0/+120°C	100	1686002
0/+160°C	100	1686003
0/+200°C	100	1686004



Stainless steel thermowells 1/2"

Ø	L1	L2	plunger L (mm)	code
14	65	90	77	9880210
14	86	110	100	9880211



Pressure switches

ELT - Control pressure switch

For all compatible fluids, except propane -
 TS: -10°C/+120°C - Silver plated SPDT contacts -
 Shut-off 0,2A-230V AC - IP40 - Room temperature:
 -35°C/+60°C - According to EN 60947-1-5 -
 Fluid connection: *brass BSP female 1/4",
 **brass BSP male 1/4".



pressure setting	differential	code
* -0,2 - 8 bar	0,6 - 3 bar	132001SE
* 5 - 16 bar	1 - 3,5 bar	132002SE
** 5 - 28 bar	2 - 10 bar	132003

MDR - Process pressure switch

Stainless steel 303 inner mechanism & fitting -
 Stainless steel 316 Ti membrane - Aluminium support -
 Polycarbonate housing - IP65 - 2 SPDT contacts -
 Breaking capacity: resistive 10A@240VAC, inductive
 4A@240VAC, 0,1A@240VDC - PS: 10 bar -
 TS: -20°C/+70°C - Process connections 1/4" -
 Gland pack M20 electric connection.



pressure setting	differential	code
1 - 12 bar	0,5 - 0,8 bar	1320501

Pressure transmitters

DPG - Digital pressure gauge - Ø 80

ABS case - Accuracy: +/- 1 % - Digital screen display -
 Programmable display pressure unit - Battery 9V DC -
 TS: -10°C/+200°C - Ambient T: -10°C/+75°C -
 Fluid connection: stainless steel 1/4" male.



scale (bar)	code
0/4	131101SE
0/10	131102SE
0/20	131103SE

DPGPT - Digital transmitter - Ø 80

ABS case - Accuracy: +/- 1 % - Digital screen display -
 Programmable display pressure unit - 24V DC with 1 m
 wire - Analog output 4-20 mA - TS: -10°C/+200°C -
 Ambient T: -10°C/+75°C -
 Fluid connection: stainless steel 1/4" male.



scale (bar)	code
0/4	131201
0/10	131202
0/20	131203

PT 5000 - Pressure transmitter

Stainless steel 316 body - Accuracy: +/- 0,2 % -
 11-36V DC - Output: 2 threads 4-20 mA -
 TS: -40°C/+120°C - Electric connection: PG11 mini
 connector - Process connection: 1/2".



scale (bar)	code
0/6	131001SE
0/10	131002SE
0/16	131003SE

PT 3100 - Pressure transmitter

Stainless steel 316 body - Accuracy: +/- 0,5 % -
 11-30V DC - Output: 2 threads 4-20 mA -
 TS: -10°C/+80°C - Electric connection: DIN mini
 connector - Process connection: 1/4".



scale (bar)	code
0/6	131830SE
0/10	131831SE
0/16	131832
0/25	131833

Pressure gauges

■ ABS plastic case - Dry

Excluded from 2014/68/EU Directive (art. 4, §3) - Accuracy class according to EN837-1 - For non-viscous, non-crystallizing & non-aggressive fluids -
 Black ABS case - Brass Bourdon tube and mechanism - Brass connection - Clear Plexiglas window - White ABS dial - Duralumin pointer -
 TS: 0°C/+60°C.

ISO
9001



1640 - Axial - Ø 40
 Class 2,5 - Connection 1/8".

scale (bar)	code
0/4	1640004
0/6	1640005
0/10	1640006
0/16	1640007



1643 - Radial - Ø 63
 Class 1,6 - Connection 1/4".

scale (bar)	range (psi)	code
0/4	0/60	1643004
0/6	0/90	1643005
0/10	0/150	1643006
0/16	0/230	1643007
0/25	0/360	1643008
0/40	0/600	1643009



1644 - Radial - Ø 80
 Class 1,6 - Connection 1/2".

scale (bar)	range (psi)	code
0/4	0/60	1644004
0/6	0/90	1644005
0/10	0/150	1644006
0/16	0/230	1644007
0/25	0/360	1644008
0/40	0/600	1644009



1645 - Radial - Ø 100
 Class 1,6 - Connection 1/2".

scale (bar)	code
0/4	1645004
0/6	1645005
0/10	1645006
0/16	1645007
0/25	1645008
0/40	1645009

Carbon steel case - Brazed brass - Dry

Excluded from 2014/68/EU Directive (art. 4, §3) - Accuracy class according to EN837-1 - For non-viscous, non-crystallizing & non-aggressive fluids - Black painted steel case - Brass Bourdon tube and mechanism, tin welded - Brass connection - Flat instrument glass window - Duralumin dial - Steel pointer - TS: 0°C/+150°C (steam up to 100°C).

ISO
9001



1619 - Radial - Ø 100
Class 1,6 - Connection 1/2".

scale (bar)	code
-1/+1	1619001
0/1,6	1619002
0/2,5	1619003
0/4	1619004
0/6	1619005
0/10	1619006
0/16	1619007
0/25	1619008
0/40	1619009

Stainless steel case - Glycerine filled

Excluded from 2014/68/EU Directive (art. 4, §3) - Accuracy class according to EN837-1 - IP65 - For non-viscous, non-crystallizing & non-aggressive fluids - F304 stainless steel case - Brass Bourdon tube and mechanism, tin welded - Brass connection - Polycarbonate window - Duralumin dial - Steel pointer (duralumin pointer for Ø100) - TS: 0°C/+60°C.

ISO
9001



1612 - Radial - Ø 50
Class 2,5 - Connection 1/4".

scale (bar)	code
-1/+1	1612001
0/1,6	1612002
0/2,5	1612003
0/4	1612004
0/6	1612005
0/10	1612006
0/16	1612007
0/25	1612008
0/40	1612009
0/60	1612010



1613 - Radial - Ø 63
Class 1,6 - Connection 1/4".

scale (bar)	range (psi)	code
-1/+1	-15/15	1613001
0/1,6	0/23	1613002
0/2,5	0/35	1613003
0/4	0/60	1613004
0/6	0/90	1613005
0/10	0/150	1613006
0/16	0/230	1613007
0/25	0/360	1613008
0/40	0/600	1613009
0/60	0/900	1613010
0/100	0/1500	1613011
0/160	0/2300	1613012
0/250	0/3500	1613013
0/400	0/6000	1613014
0/600	0/9000	1613015
0/6	0/90	M1623005NPT
0/10	0/150	M1623006NPT
0/16	0/230	M1623007NPT



1615 - Radial - Ø 100
Class 1 - Connection 1/2".

scale (bar)	code
-1/+1	1615001
0/1,6	1615002
0/2,5	1615003
0/4	1615004
0/6	1615005
0/10	1615006
0/16	1615007
0/25	1615008
0/40	1615009
0/60	1615010
0/100	1615011
0/160	1615012
0/250	1615013
0/400	1615014
0/600	1615015



1622 - Axial - Ø 50
Class 2,5 - Connection 1/4".

scale (bar)	code
-1/+1	1622001
0/1,6	1622002
0/2,5	1622003
0/4	1622004
0/6	1622005
0/10	1622006
0/16	1622007
0/25	1622008
0/40	1622009
0/60	1622010



1623 - Axial - Ø 63
Class 1,6 - Connection 1/4".

scale (bar)	range (psi)	code
-1/+1	-15/15	1623001
0/1,6	0/23	1623002
0/2,5	0/35	1623003
0/4	0/60	1623004
0/6	0/90	1623005
0/10	0/150	1623006
0/16	0/230	1623007
0/25	0/350	1623008
0/40	0/600	1623009
0/60	0/900	1623010
0/100	0/1500	1623011
0/160	0/2300	1623012
0/250	0/3500	1623013
0/400	0/6000	1623014
0/600	0/9000	1623015



1625 - Axial - Ø 100
Class 1 - Connection 1/2".

scale (bar)	code
-1/+1	1625001
0/1,6	1625002
0/2,5	1625003
0/4	1625004
0/6	1625005
0/10	1625006
0/16	1625007

■ Stainless steel case - Dry - Gas capsule

Excluded from 2014/68/EU Directive (art. 4, §3) - Accuracy class according to EN837-3 - IP31 - For dry & non-aggressive gases - F304 stainless steel case - Brass capsule and mechanism - Brass connection - Acrylic window for 1633 / Polycarbonate window for 1635 - Duralumin dial & pointer - TS: 0°C/+60°C.

ISO
9001

1633 - Dry - Radial - Ø 63 Class 2,5 - Connection 1/4".



scale (mbar)	code
0/60	1633001
0/100	1633002
0/250	1633003
0/400	1633004
0/600	1633005



1635 - Dry - Radial - Ø 100 Class 1,6 - Connection 1/2".

scale (mbar)	code
0/60	1635001
0/100	1635002
0/250	1635003
0/400	1635004
0/600	1635005



Push-button valve PS: 4 bar.

Ø	code
1/4"	9880302
1/2"	9880304

■ Full stainless steel - Dry

Excluded from 2014/68/EU Directive (art. 4, §3) - Accuracy class according to EN837-1 - IP65 - For non-viscous & non-crystallizing aggressive fluids - F304 stainless steel case - F316 Bourdon tube and mechanism - F316 connection - Securit glass window - Aluminium dial & pointer - TS: 0°C/+100°C except fig. 1618 & 1628: 0°C/+60°C.

ISO
9001

1616 - Dry - Radial - Ø 63 Class 1,6 - Connection 1/4".



scale (bar)	code
-1/+1	1616001
0/1,6	1616002
0/2,5	1616003
0/4	1616004
0/6	1616005
0/10	1616006
0/16	1616007
0/25	1616008
0/40	1616009
0/60	1616010



1617 - Dry - Radial - Ø 100 Class 1 - Connection 1/2".

scale (bar)	code
-1/+1	1617001
0/1,6	1617002
0/2,5	1617003
0/4	1617004
0/6	1617005
0/10	1617006
0/16	1617007
0/25	1617008
0/40	1617009
0/60	1617010



1618 - Glycerine - Radial - Ø 100 Class 1 - Connection 1/2" - Supplied filled.

scale (bar)	code
-1/+1	1618001
0/1,6	1618002
0/2,5	1618003
0/4	1618004
0/6	1618005
0/10	1618006
0/16	1618007
0/25	1618008
0/40	1618009
0/60	1618010

1626 - Dry - Axial - Ø 63 Class 1,6 - Connection 1/4".



scale (bar)	code
-1/+1	1626001
0/1,6	1626002
0/2,5	1626003
0/4	1626004
0/6	1626005
0/10	1626006
0/16	1626007
0/25	1626008
0/40	1626009
0/60	1626010



1628 - Glycerine - Axial - Ø 100 Class 1 - Connection 1/2" - Supplied filled.

scale (bar)	code
-1/+1	1628001
0/1,6	1628002
0/2,5	1628003
0/4	1628004
0/6	1628005
0/10	1628006
0/16	1628007
0/25	1628008
0/40	1628009
0/60	1628010

■ Stainless steel case - Dry - For steam

Excluded from 2014/68/EU (art. 4, §3) - Accuracy class according to EN 837-1 - For steam - TS: +180°C.

ISO
9001



Radial - Ø 100

Class 1,6 - Connection 1/2" - TS: +180°C - To be installed with coil siphon.

scale (bar)	code
0/10	981703
0/25	981705



Coil siphon

DIN 16282 C type - M1/2" x F1/2" - TS: +300°C (at 80 bar).

	code
Carbon steel	981712
Stainless steel	981713



Pressure gauge valve

DIN 16270 A type - Carbon steel body - M1/2" x F1/2" - PS: 400 bar - TS: -10°C/+120°C.

	code
Carbon steel	981710
Stainless steel	981717

■ Full stainless steel - Adjustable & refillable

Excluded from 2014/68/EU Directive (art. 4, §3) - Accuracy class according to EN837-1 - For non-viscous & non-crystallizing aggressive fluids - F304 stainless steel case - F316 Bourdon tube and mechanism - Securit glass window - Aluminium dial & pointer - Adjustable screw for calibration - TS: -20°C/+100°C.

1616 XS - Radial - Ø 63 Class 1,6 - Connection 1/4".



scale (bar)	range (psi)	code
-1/+1	-15/15	XS1616001
0/1,6	0/23	XS1616002
0/2,5	0/35	XS1616003
0/4	0/60	XS1616004
0/6	0/90	XS1616005
0/10	0/150	XS1616006
0/16	0/230	XS1616007
0/25	0/350	XS1616008
0/40	0/600	XS1616009

1617 - Radial - Ø 100 Class 1 - Connection 1/2".



scale (bar)	range (psi)	code
-1/+1	-15/15	XS1617001
0/1,6	0/23	XS1617002
0/2,5	0/35	XS1617003
0/4	0/60	XS1617004
0/6	0/90	XS1617005
0/10	0/150	XS1617006
0/16	0/230	XS1617007
0/25	0/350	XS1617008
0/40	0/600	XS1617009

■ Full stainless steel - With contacts

Accuracy class according to EN 837-1 - Stainless steel F304 case - Stainless steel F316 pipe & movement - Securit glass indicator - Double scale bar/psi - 2 adjustable dry contacts on/off + connector + 0,5 m wire - Shut-off: 30W-50VA - TS: -20°C/+100°C.

1617 S - Radial - Ø 100 Class 1,6 - Connection 1/2".



scale (bar)	range (psi)	code
0/10	0/150	S1617006
0/16	0/230	S1617007

Calibration & certificate: **Additional delivery time.**

code
999ETM

Membrane separators for pressure gauges

■ General process

DT 110 - Dismountable

Stainless steel 316 dismountable body - Stainless steel 316L membrane - PS: 40 bar - TS: -40°C/+150°C - **Supplied without pressure gauge.**



connection		range (bar)		code
mano.	process	min.	max.	
F1/2"	M1/2"	0/10	0/40	S165000
F1/4"	M1/4"	-1/0	0/40	S165001
F1/2"	M1/4"	-1/0	0/40	S165002
F1/2"	M1/2"	-1/0	0/40	S165003

DT 108 - Welded

Stainless steel 316 welded body - Stainless steel 316L membrane - PS: 40 bar - TS: -40°C/+150°C - **Supplied without pressure gauge.**



connection		range (bar)		code
mano.	process	min.	max.	
F1/4"	M1/4"	0/1,6	0/40	S165100
F1/2"	M1/2"	0/1,6	0/40	S165101

DT 103 - Mini

Stainless steel 316 body - Stainless steel 316L membrane - PS: 350 bar - TS: -40°C/+150°C - **Supplied without pressure gauge.**



connection		range (bar)		code
mano.	process	min.	max.	
F1/2"	M1/2"	0/25	0/350	S165200
F1/2"	M3/4"	0/10	0/200	S165201
F1/2"	M1"	0/4	0/60	S165202

DT 122 - Flanged PN16/40

Stainless steel 316 body - Stainless steel 316L membrane - PS: 40 bar - TS: -40°C/+150°C - **Supplied without pressure gauge.**



connection		range (bar)		code
mano.	process	min.	max.	
F1/4"	DN15	0/10	0/40	S165300
F1/2"	DN15	0/10	0/40	S165301

Mounting of compatible pressure gauge on separator (only 1616 XS & 1617 XS) + checking. **Additional delivery time.**

code
999SEP2

Accessories for pressure gauges

■ Brass decompression valves

1305 - Female/female
PS: 16 bar - TS: +90°C.



Ø	length (mm)	code
1/4"	46	1305002
3/8"	50	1305003
1/2"	56	1305004

1306 - Male/female
PS: 16 bar - TS: +90°C.



Ø	length (mm)	code
1/4"	46	1306002
3/8"	50	1306003
1/2"	56	1306004

1307 - Male/female
PS: 16 bar - TS: +90°C.



Ø	length (mm)	code
1/4"	60	1307002
1/2"	68	1307004

■ High pressure brass valves



1390 - Male/female with stretcher nut
PS: 250 bar - TS: -10°C/+120°C.

Ø	length (mm)	code
1/2"	119	1390004



1391 - Male/female with stretcher nut & control flange
PS: 250 bar - TS: -10°C/+120°C.

Ø	length (mm)	code
1/2"	119	1391004

■ Coil siphons



Stainless steel - Male/female - PN20

Ø	code
1/4"	9880207
1/2"	9880208



Carbon steel - Male/male - PN25

Ø	code
1/4"	9880200
1/2"	9880201



Copper - Male/female - PN25

Ø	code
1/4"	9880202
1/2"	9880204



Carbon steel - U type - Male/male - PN25


Ø	code
1/4"	9880205
1/2"	9880206



Glycerine container 250 ml

code
9880401

Level switches



RL 2100 - Float

Brass body - Stainless steel float Ø 70 mm - 2 adjustable reversing switches - Breaking capacity: 250V - 1,5A - Wire outlet Ø 10 mm - PS: 6 bar - TS: +125°C.

DN	code
1"	101805



LR 201 - Stainless steel

F316 body & float - Min. liquid density: 0,6 - IP65 aluminium junction box - 1/2" BSP gland pack - Contact SPDT 230V AC/DC max. 1 A - PS: 10 bar - TS: -10°C/+120°C.

DN	code
1/2"	290022
3/4"	290023



C4 - Stainless steel magnetic float

F316 body & float - 1 adjustable reversing switch - Breaking capacity: 250V - 1,5A - PS: 6 bar - TS: +150°C.

code
101810



LT 201 - Full stainless steel

F316 body & parts - Min. liquid density: 0,7 - IP65 aluminium junction box - 1/2" NPT gland pack - Contact SPDT 230V AC 3 A - 30V DC 3 A - Ø 40 mm float - PS: 30 bar - TS: -20°C/+150°C.

DN	code
1"1/2	290106N

Insulation jackets

Pyrogel XT Aspen Aerogels® hydrophobic insulation - Fiber glass fabric with silicone cover - Fabrics sewing by Kevlar® and stainless steel wires - Braided fiber glass ropes - Thermal resistance : 1,5 m².k/W - TS: up to 250°C.



ISO
9001



MIRS - Globe valve insulation jacket

DN	15	20	25	32	40	50	65	80	100	125	150
code	181015SE	181020SE	181025SE	181032SE	181040SE	181050SE	181065SE	181080SE	181081SE	181082SE	181083SE



MIFI - Y-strainer valve insulation jacket

DN	15	20	25	32	40	50	65	80	100
code	182015SE	182020SE	182025SE	182032SE	182040SE	182050SE	182065SE	182080SE	182081SE



MI SK - Steam trap insulation jacket
Threaded

Ø	1/2"	3/4"	1"
code	181001	181002	181003



Flanged

DN	15	20	25	32	40	50
code	181004	181005	181006	181007	181008	181009



Connections for industry, HVAC & water works

• Malleable cast iron fittings	200
• Carbon steel fittings	211
• Stainless steel fittings	213
• Carbon steel welding fittings	228
• Stainless steel welding fittings	230
• Flanges	238
• Quick couplings	246
• Water supply & distribution network fittings	253
• Tapping bridges	256

Mandatory packing applies



Manufacturing acc. to EN 10242 - Use: cold water, hot water, heating, fire network, sprinklers, hydrocarbons, compressed air, steam - Material acc. to EN 1562: malleable cast iron EN-GJMB-350-10 or EN-GJMW-400-5, A design - Coating: black or hot-dipped galvanised - Galvanised coating for drinking water compatibility - BSP thread acc. to ISO 7-1 - PS: 1/8" to 3/4", 25 bar up to 120°C, 20 bar above; 1" and above, 20 bar up to 120°C, 16 bar above - TS: -20°C at +300°C.

ISO 14001 ISO 9001

1 - 90° long sweep bend male/female



Ø	1/8"	1/4"	3/8"	1/2"	3/4"	1"	1"1/4"	1"1/2"	2"	2"1/2"	3"	4"
pack	10	10	10	10	1	1	1	1	1	1	1	1
black code	SF1N5	SF1N8	SF1N12	SF1N15	SF1N20	SF1N26	SF1N33	SF1N40	SF1N50	SF1N66	SF1N80	SF1N102
galv. code	SF1G5	SF1G8	SF1G12	SF1G15	SF1G20	SF1G26	SF1G33	SF1G40	SF1G50	SF1G66	SF1G80	SF1G102

1A - 90° short bend male/female



Ø	1/4"	3/8"	1/2"	3/4"	1"	1"1/4"	1"1/2"	2"	2"1/2"	3"	4"
pack	10	10	10	10	1	1	1	1	1	1	1
black code	SF1AN8	SF1AN12	SF1AN15	SF1AN20	SF1AN26	SF1AN33	SF1AN40	SF1AN50	SF1AN66	SF1AN80	SF1AN102
galv. code	SF1AG8	SF1AG12	SF1AG15	SF1AG20	SF1AG26	SF1AG33	SF1AG40	SF1AG50	SF1AG66	SF1AG80	SF1AG102

2 - 90° long sweep bend female/female



Ø	1/4"	3/8"	1/2"	3/4"	1"	1"1/4"	1"1/2"	2"	2"1/2"	3"	4"
pack	1	10	10	1	1	1	1	1	1	1	1
black code	SF2N8	SF2N12	SF2N15	SF2N20	SF2N26	SF2N33	SF2N40	SF2N50	SF2N66	SF2N80	SF2N102
galv. code	SF2G8	SF2G12	SF2G15	SF2G20	SF2G26	SF2G33	SF2G40	SF2G50	SF2G66	SF2G80	SF2G102

2A - 90° short bend female/female



Ø	1/4"	3/8"	1/2"	3/4"	1"	1"1/4"	1"1/2"	2"	2"1/2"	3"	4"
pack	1	10	10	10	1	1	1	1	1	1	1
black code	SF2AN8	SF2AN12	SF2AN15	SF2AN20	SF2AN26	SF2AN33	SF2AN40	SF2AN50	SF2AN66	SF2AN80	SF2AN102
galv. code	SF2AG8	SF2AG12	SF2AG15	SF2AG20	SF2AG26	SF2AG33	SF2AG40	SF2AG50	SF2AG66	SF2AG80	SF2AG102

3 - 90° long sweep bend male/male



Ø	1/4"	3/8"	1/2"	3/4"	1"	1"1/4"	1"1/2"	2"	2"1/2"	3"	4"
pack	1	10	10	1	1	1	1	1	1	1	1
black code	SF3N8	SF3N12	SF3N15	SF3N20	SF3N26	SF3N33	SF3N40	SF3N50	SF3N66	SF3N80	SF3N102
galv. code	SF3G8	SF3G12	SF3G15	SF3G20	SF3G26	SF3G33	SF3G40	SF3G50	SF3G66	SF3G80	SF3G102

40 - 45° long sweep bend male/female



Ø	1/4"	3/8"	1/2"	3/4"	1"	1"1/4"	1"1/2"	2"	2"1/2"	3"	4"
pack	10	10	10	10	5	1	1	1	1	1	1
black code	SF40N8	SF40N12	SF40N15	SF40N20	SF40N26	SF40N33	SF40N40	SF40N50	SF40N66	SF40N80	SF40N102
galv. code	SF40G8	SF40G12	SF40G15	SF40G20	SF40G26	SF40G33	SF40G40	SF40G50	SF40G66	SF40G80	SF40G102

41 - 45° long sweep bend female/female



Ø	3/8"	1/2"	3/4"	1"	1"1/4"	1"1/2"	2"	2"1/2"	3"	4"
pack	1	10	10	5	1	1	1	1	1	1
black code	SF41N12	SF41N15	SF41N20	SF41N26	SF41N33	SF41N40	SF41N50	SF41N66	SF41N80	-
galv. code	SF41G12	SF41G15	SF41G20	SF41G26	SF41G33	SF41G40	SF41G50	SF41G66	SF41G80	SF41G102

60 - 180° return bend female/female



Ø	1/2"	3/4"	1"	1"1/4"	1"1/2"	2"
pack	1	1	1	1	1	1
black code	SF60N15	SF60N20	SF60N26	SF60N33	SF60N40	SF60N50
galv. code	SF60G15	SF60G20	SF60G26	SF60G33	SF60G40	SF60G50

85 - Crossover female/female



Ø	1/2"	1/2-3/4"	3/4"	1"	1"1/4"
pack	10	10	1	1	1
black code	SF85N15	SF85N1520	SF85N20	SF85N26	SF85N33
galv. code	SF85G15	SF85G1520	SF85G20	SF85G26	SF85G33

90 - 90° equal elbow female/female



Ø	1/8"	1/4"	3/8"	1/2"	3/4"	1"	1"1/4"	1"1/2"	2"	2"1/2"	3"	4"
pack	10	10	10	10	10	10	1	1	1	1	1	1
black code	SF90N5	SF90N8	SF90N12	SF90N15	SF90N20	SF90N26	SF90N33	SF90N40	SF90N50	SF90N66	SF90N80	SF90N102
galv. code	SF90G5	SF90G8	SF90G12	SF90G15	SF90G20	SF90G26	SF90G33	SF90G40	SF90G50	SF90G66	SF90G80	SF90G102

90R - 90° reducing elbow female/female



Ø	1/4"-1/8"	3/8"-1/4"	1/2"-1/4"	1/2"-3/8"	3/4"-3/8"	3/4"-1/2"	1"-3/8"	1"-1/2"	1"-3/4"	1"1/4"-1/2"	1"1/4"-3/4"	1"1/4"-1"
pack	1	10	10	10	10	10	10	10	10	1	1	1
black code	SF90N85	SF90N128	SF90N158	SF90N1512	SF90N2012	SF90N2015	SF90N2612	SF90N2615	SF90N2620	SF90N3315	SF90N3320	SF90N3326
galv. code	SF90G85	SF90G128	SF90G158	SF90G1512	SF90G2012	SF90G2015	SF90G2612	SF90G2615	SF90G2620	SF90G3315	SF90G3320	SF90G3326

Ø	1"1/2-3/4"	1"1/2-1"	1"1/2-1"1/4"	2"-1"	2"-1"1/4"	2"-1"1/2"	2"1/2-2"
pack	1	1	1	1	1	1	1
black code	SF90N4020	SF90N4026	SF90N4033	SF90N5026	SF90N5033	SF90N5040	SF90N6650
galv. code	SF90G4020	SF90G4026	SF90G4033	SF90G5026	SF90G5033	SF90G5040	SF90G6650

92 - 90° equal street elbow male/female



Ø	1/8"	1/4"	3/8"	1/2"	3/4"	1"	1"1/4"	1"1/2"	2"	2"1/2"	3"	4"
pack	10	10	10	10	10	10	1	1	1	1	1	1
black code	SF92N5	SF92N8	SF92N12	SF92N15	SF92N20	SF92N26	SF92N33	SF92N40	SF92N50	SF92N66	SF92N80	SF92N102
galv. code	SF92G5	SF92G8	SF92G12	SF92G15	SF92G20	SF92G26	SF92G33	SF92G40	SF92G50	SF92G66	SF92G80	SF92G102



92R - 90° reducing street elbow female>male

Ø	1/2"-3/8"	3/4"-1/2"	1"-1/2"	1"-3/4"	1"1/4-3/4"	1"1/4-1"	1"1/2-1"	1"1/2-1"1/4"
pack	10	10	10	10	1	1	1	1
black code	SF92N1512	SF92N2015	SF92N2615	SF92N2620	-	SF92N3326	SF92N4026	SF92N4033
galv. code	SF92G1512	SF92G2015	SF92G2615	SF92G2620	SF92G3320	SF92G3326	SF92G4026	SF92G4033



92R - 90° reducing street elbow male>female

Ø	3/8"-1/2"	1/2"-3/4"	3/4"-1"
pack	10	10	10
black code	SF92N1215	SF92N1520	SF92N2026
galv. code	SF92G1215	SF92G1520	SF92G2026



94 - 90° equal elbow male/male

Ø	3/8"	1/2"	3/4"	1"	1"1/4"	1"1/2"	2"
pack	1	10	10	10	1	1	1
black code	SF94N12	SF94N15	SF94N20	SF94N26	SF94N33	SF94N40	SF94N50
galv. code	SF94G12	SF94G15	SF94G20	SF94G26	SF94G33	SF94G40	SF94G50



95 - 90° union elbow flat bearing female/female

Ø	3/8"	1/2"	3/4"	1"	1"1/4"	1"1/2"	2"
pack	1	10	10	1	1	1	1
black code	SF95N12	SF95N15	SF95N20	SF95N26	SF95N33	SF95N40	SF95N50
galv. code	SF95G12	SF95G15	SF95G20	SF95G26	SF95G33	SF95G40	SF95G50



96 - 90° union elbow conical bearing female/female

Ø	1/4"	3/8"	1/2"	3/4"	1"	1"1/4"	1"1/2"	2"	2"1/2"	3"
pack	1	1	10	5	1	1	1	1	1	1
black code	SF96N8	SF96N12	SF96N15	SF96N20	SF96N26	SF96N33	SF96N40	SF96N50	SF96N66	SF96N80
galv. code	SF96G8	SF96G12	SF96G15	SF96G20	SF96G26	SF96G33	SF96G40	SF96G50	SF96G66	SF96G80



97 - 90° union elbow flat bearing male/female

Ø	3/8"	1/2"	3/4"	1"	1"1/4"	1"1/2"	2"
pack	1	10	1	1	1	1	1
black code	SF97N12	SF97N15	SF97N20	SF97N26	SF97N33	SF97N40	SF97N50
galv. code	SF97G12	SF97G15	SF97G20	SF97G26	SF97G33	SF97G40	SF97G50



98 - 90° union elbow conical bearing male/female

Ø	1/4"	3/8"	1/2"	3/4"	1"	1"1/4"	1"1/2"	2"	2"1/2"	3"
pack	1	1	5	1	1	1	1	1	1	1
black code	SF98N8	SF98N12	SF98N15	SF98N20	SF98N26	SF98N33	SF98N40	SF98N50	SF98N66	SF98N80
galv. code	SF98G8	SF98G12	SF98G15	SF98G20	SF98G26	SF98G33	SF98G40	SF98G50	SF98G66	SF98G80



120 - 45° equal elbow female/female

Ø	3/8"	1/2"	3/4"	1"	1"1/4"	1"1/2"	2"	2"1/2"	3"	4"
pack	10	10	10	10	1	1	1	1	1	1
black code	SF120N12	SF120N15	SF120N20	SF120N26	SF120N33	SF120N40	SF120N50	SF120N66	SF120N80	SF120N102
galv. code	SF120G12	SF120G15	SF120G20	SF120G26	SF120G33	SF120G40	SF120G50	SF120G66	SF120G80	SF120G102

121 - 45° equal elbow male/female



Ø	3/8"	1/2"	3/4"	1"	1"1/4"	1"1/2"	2"	2"1/2"	3"
pack	10	10	10	10	1	1	1	1	1
black code	SF121N12	SF121N15	SF121N20	SF121N26	SF121N33	SF121N40	SF121N50	SF121N66	SF121N80
galv. code	SF121G12	SF121G15	SF121G20	SF121G26	SF121G33	SF121G40	SF121G50	SF121G66	SF121G80

130 - Equal tee female



Ø	1/8"	1/4"	3/8"	1/2"	3/4"	1"	1"1/4"	1"1/2"	2"	2"1/2"	3"	4"
pack	10	10	10	10	10	5	1	1	1	1	1	1
black code	SF130N5	SF130N8	SF130N12	SF130N15	SF130N20	SF130N26	SF130N33	SF130N40	SF130N50	SF130N66	SF130N80	SF130N102
galv. code	SF130G5	SF130G8	SF130G12	SF130G15	SF130G20	SF130G26	SF130G33	SF130G40	SF130G50	SF130G66	SF130G80	SF130G102

130R - Reducing tee female 1=3<2



Ø	3/8"-1/2"-3/8"	1/2"-3/4"-1/2"	1/2"-1"-1/2"	3/4"-1"-3/4"	1"-1"1/4"-1"	1"-1"1/2"-1"	1"1/4"-1"1/2"-1"1/4"	1"1/4"-2"-1"1/4"	1"1/2"-2"-1"1/2"	2"-2"1/2"-2"
pack	10	10	10	10	1	1	1	1	1	1
black code	SF130N121512	SF130N152015	SF130N152615	SF130N202620	SF130N263326	SF130N264026	SF130N334033	SF130N335033	SF130N405040	SF130N506650
galv. code	SF130G121512	SF130G152015	SF130G152615	SF130G202620	SF130G263326	SF130G264026	SF130G334033	SF130G335033	SF130G405040	SF130G506650

130R - Reducing tee female 1=3>2



Ø	3/8"-1/4"-3/8"	1/2"-1/4"-1/2"	1/2"-3/8"-1/2"	3/4"-1/4"-3/4"	3/4"-3/8"-3/4"	3/4" x 1/2"-3/4"	1"-1/4"-1"	1"-3/8"-1"	1"-1/2" x 1"
pack	10	10	10	10	10	10	10	10	10
black code	SF130N128	SF130N158	SF130N1512	SF130N208	SF130N2012	SF130N2015	SF130N268	SF130N2612	SF130N2615
galv. code	SF130G128	SF130G158	SF130G1512	SF130G208	SF130G2012	SF130G2015	SF130G268	SF130G2612	SF130G2615
Ø	1"-3/4"-1"	1"1/4-3/8"-1"1/4"	1"1/4-1/2"-1"1/4"	1"1/4-3/4"-1"1/4"	1"1/4-1"-1"1/4"	1"1/2-3/8"-1"1/2"	1"1/2-1/2"-1"1/2"	1"1/2-3/4"-1"1/2"	1"1/2-1"-1"1/2"
pack	10	1	1	1	1	1	1	1	1
black code	SF130N2620	SF130N3312	SF130N3315	SF130N3320	SF130N3326	SF130N4012	SF130N4015	SF130N4020	SF130N4026
galv. code	SF130G2620	SF130G3312	SF130G3315	SF130G3320	SF130G3326	SF130G4012	SF130G4015	SF130G4020	SF130G4026
Ø	1"1/2-1"1/4-1"1/2"	2"-1/2"-2"	2"-3/4"-2"	2"-1"-2"	2"-1"1/4-2"	2"-1"1/2-2"	2"1/2-1/2"-2"1/2"	2"1/2-3/4"-2"1/2"	2"1/2-1"-2"1/2"
pack	1	1	1	1	1	1	1	1	1
black code	SF130N4033	SF130N5015	SF130N5015	SF130N5020	SF130N5026	SF130N5033	SF130N5040	SF130N6615	SF130N6620
galv. code	SF130G4033	SF130G5015	SF130G5015	SF130G5020	SF130G5026	SF130G5033	SF130G5040	SF130G6615	SF130G6620
Ø	2"1/2-1"1/4-2"1/2"	2"1/2-1"1/2-2"1/2"	2"1/2-2"-2"1/2"	2"1/2-2"-2"1/2"	3"-1/2"-3"	3"-3/4"-3"	3"-1"-3"	3"-1"1/4-3"	3"-1"1/2-3"
pack	1	1	1	1	1	1	1	1	1
black code	SF130N6626	SF130N6633	SF130N6640	SF130N6650	SF130N8015	SF130N8020	SF130N8026	SF130N8033	SF130N8040
galv. code	SF130G6626	SF130G6633	SF130G6640	SF130G6650	SF130G8015	SF130G8020	SF130G8026	SF130G8033	SF130G8040
Ø	3"-2"-3"	3"-2"1/2-3"	4"-1"1/2-4"	4"-2"-4"	4"-2"1/2-4"	4"-3"-4"			
pack	1	1	1	1	1	1			
black code	SF130N8050	SF130N8066	SF130N10240	SF130N10250	SF130N10266	SF130N10280			
galv. code	SF130G8050	SF130G8066	SF130G10240	SF130G10250	SF130G10266	SF130G10280			

130R - Reducing tee female 1>2=3



Ø	1/2"-3/8"-3/8"	3/4"-1/2"-1/2"	1"-1/2"-1/2"	1"-3/4"-3/4"	1"1/4-3/4"-3/4"	1"1/4-1"-1"	1"1/2-1"-1"	1"1/2-1"1/4-1"1/4"	2"-1"1/4-1"1/4"	2"1/2-1"1/2-1"1/2"	2"1/2-2"-2"	3"-2"-2"
pack	10	10	10	10	1	1	1	1	1	1	1	1
black code	SF130N151212	SF130N201515	SF130N261515	SF130N262020	SF130N332020	SF130N332626	SF130N402626	SF130N403333	SF130N503333	SF130N504040	SF130N665050	-
galv. code	SF130G151212	SF130G201515	SF130G261515	SF130G262020	SF130G332020	SF130G332626	SF130G402626	SF130G403333	SF130G503333	SF130G504040	SF130G665050	SF130G805050

130R - Reducing tee female 1=2>3



Ø	1/2"-1/2"-3/8"	3/4"-3/4"-3/8"	3/4"-3/4"-1/2"	1"-1"-3/8"	1"-1"-1/2"	1"-1"-3/4"	1 1/4"-1 1/4"-1/4-1/2"	1 1/4"-1 1/4"-3/4"	1 1/4"-1 1/4"-1"	1 1/2"-1 1/2"-1/2"
pack	10	10	10	10	10	1	1	1	1	1
black code	SF130N151512	SF130N202012	SF130N202015	SF130N262612	SF130N262615	SF130N262620	SF130N333315	SF130N333320	SF130N333326	SF130N404015
galv. code	SF130G151512	SF130G202012	SF130G202015	SF130G262612	SF130G262615	SF130G262620	SF130G333315	SF130G333320	SF130G333326	SF130G404015

Ø	1 1/2"-1 1/2"-3/4"	1 1/2"-1 1/2"-1"	1 1/2"-1 1/2"-1 1/4"	2"-2"-1/2"	2"-2"-3/4"	2"-2"-1"	2"-2"-1 1/4"	2"-2"-1 1/2"	2 1/2"-2 1/2"-2"
pack	1	1	1	1	1	1	1	1	1
black code	SF130N404020	SF130N404026	SF130N404033	SF130N505015	SF130N505020	SF130N505026	SF130N505033	SF130N505040	-
galv. code	SF130G404020	SF130G404026	SF130G404033	SF130G505015	SF130G505020	SF130G505026	SF130G505033	SF130G505040	SF130G666650

130R - Reducing tee female 1≠2≠3



Ø	3/4"-3/8"-1/2"	3/4"-1/2"-3/8"	3/4"-1"-1/2"	1"-1/2"-3/4"	1"-3/4"-1/2"	1"-1 1/4"-3/4"	1 1/4"-1/2"-1"	1 1/4"-3/4"-1"	1 1/4"-1"-3/4"	1 1/4"-1 1/2"-1"
pack	10	10	10	10	10	1	1	1	1	1
black code	SF130N201215	SF130N201512	SF130N202615	SF130N261520	SF130N262015	SF130N263320	SF130N331526	SF130N332026	SF130N332620	SF130N334026
galv. code	SF130G201215	SF130G201512	SF130G202615	SF130G261520	SF130G262015	SF130G263320	SF130G331526	SF130G332026	SF130G332620	SF130G334026

Ø	1 1/2"-1/2"-1 1/4"	1 1/2"-3/4"-1 1/4"	1 1/2"-1"-1 1/4"	1 1/2"-1 1/4"-1"	1 1/2"-2"-1 1/4"	2"-1/2"-1 1/2"	2"-3/4"-1 1/2"	2"-1"-1 1/2"	2"-1 1/4"-1 1/2"
pack	1	1	1	1	1	1	1	1	1
black code	SF130N401533	SF130N402033	SF130N402633	SF130N403326	SF130N405033	SF130N501540	SF130N502040	SF130N502640	SF130N503340
galv. code	SF130G401533	SF130G402033	SF130G402633	SF130G403326	SF130G405033	SF130G501540	SF130G502040	SF130G502640	SF130G503340

131 - Equal pitcher tee female



Ø	1/2"	3/4"	1"	1 1/4"	1 1/2"	2"	2 1/2"	3"
pack	10	1	1	1	1	1	1	1
black code	SF131N15	SF131N20	SF131N26	SF131N33	SF131N40	SF131N50	SF131N66	SF131N80
galv. code	SF131G15	SF131G20	SF131G26	SF131G33	SF131G40	SF131G50	SF131G66	SF131G80

132 - Equal twin elbows female



Ø	1/2"	3/4"	1"	1 1/4"	1 1/2"	2"
pack	10	1	1	1	1	1
black code	SF132N15	SF132N20	SF132N26	SF132N33	SF132N40	SF132N50
galv. code	SF132G15	SF132G20	SF132G26	SF132G33	SF132G40	SF132G50

133 - Equal tee female/male/female



Ø	3/8"	1/2"	3/4"	1"
pack	10	10	1	1
black code	SF133N12	SF133N15	SF133N20	SF133N26
galv. code	SF133G12	SF133G15	SF133G20	SF133G26

134 - Equal tee male/female/female



Ø	1/4"	3/8"	1/2"	3/4"	1"	1"1/4"	1"1/2"	2"
pack	10	10	10	10	1	1	1	1
black code	SF134N8	SF134N12	SF134N15	SF134N20	SF134N26	SF134N33	SF134N40	SF134N50
galv. code	SF134G8	SF134G12	SF134G15	SF134G20	SF134G26	SF134G33	SF134G40	SF134G50

SF134R - Reducing tee male/female/female 1=3>2



Ø	1/2"-1/4"	3/4"-1/2"	1"-1/2"
pack	1	10	1
black code	SF134N158	SF134N2015	SF134N2615
galv. code	SF134G158	SF134G2015	SF134G2615

135 - Equal tee male



Ø	1/2"	3/4"	1"
pack	10	1	1
black code	SF135N15	SF135N20	SF135N26
galv. code	SF135G15	SF135G20	SF135G26

165 - 45° equal tee female



Ø	3/8"	1/2"	3/4"	1"	1"1/4"	1"1/2"	2"	2"1/2"	3"	4"
pack	1	10	10	5	1	1	1	1	1	1
black code	SF165N12	SF165N15	SF165N20	SF165N26	SF165N33	SF165N40	SF165N50	SF165N66	SF165N80	SF165N102
galv. code	-	SF165G15	SF165G20	SF165G26	SF165G33	SF165G40	SF165G50	SF165G66	SF165G80	SF165G102

180 - Equal cross female



Ø	1/4"	3/8"	1/2"	3/4"	1"	1"1/4"	1"1/2"	2"	2"1/2"	3"	4"
pack	10	10	10	10	1	1	1	1	1	1	1
black code	SF180N8	SF180N12	SF180N15	SF180N20	SF180N26	SF180N33	SF180N40	SF180N50	SF180N66	SF180N80	SF180N102
galv. code	SF180G8	SF180G12	SF180G15	SF180G20	SF180G26	SF180G33	SF180G40	SF180G50	SF180G66	SF180G80	SF180G102

180R - Reducing cross female 1=3>2=4



Ø	3/4"-1/2"	1"-1/2"	1"-3/4"	1"1/4-1"	1"1/2-1"	2"-1"
pack	1	1	1	1	1	1
black code	SF180N2015	SF180N2615	SF180N2620	SF180N3326	SF180N4026	SF180N5026
galv. code	SF180G2015	SF180G2615	SF180G2620	SF180G3326	SF180G4026	SF180G5026

221 - Side outlet elbow



Ø	3/8"	1/2"	3/4"	1"	1"1/4"	1"1/2"	2"
pack	1	10	10	1	1	1	1
black code	SF221N12	SF221N15	SF221N20	SF221N26	SF221N33	SF221N40	SF221N50
galv. code	SF221G12	SF221G15	SF221G20	SF221G26	SF221G33	SF221G40	SF221G50

223 - Side outlet tee



Ø	1/2"	3/4"	1"
pack	1	1	1
black code	SF223N15	SF223N20	SF223N26
galv. code	SF223G15	SF223G20	SF223G26

220 - Equal Y distributor



Ø	3/8"	1/2"	3/4"	1"
pack	10	10	10	1
black code	SF220N12	SF220N15	SF220N20	SF220N26
galv. code	SF220G12	SF220G15	SF220G20	SF220G26



240 - Reducing socket

Ø	1/4"-1/8"	3/8"-1/8"	3/8"-1/4"	1/2"-1/4"	1/2"-3/8"	3/4"-1/4"	3/4"-3/8"	3/4"-1/2"	1"-3/8"
pack	10	10	10	10	10	10	10	10	10
black code	SF240N85	SF240N125	SF240N128	SF240N158	SF240N1512	SF240N208	SF240N2012	SF240N2015	SF240N2612
galv. code	SF240G85	SF240G125	SF240G128	SF240G158	SF240G1512	SF240G208	SF240G2012	SF240G2015	SF240G2612
Ø	1"-1/2"	1"-3/4"	1"1/4-3/8"	1"1/4-1/2"	1"1/4-3/4"	1"1/4-1"	1"1/2-1/2"	1"1/2-3/4"	1"1/2-1"
pack	10	10	1	10	10	1	1	1	1
black code	SF240N2615	SF240N2620	SF240N3312	SF240N3315	SF240N3320	SF240N3326	SF240N4015	SF240N4020	SF240N4026
galv. code	SF240G2615	SF240G2620	SF240G3312	SF240G3315	SF240G3320	SF240G3326	SF240G4015	SF240G4020	SF240G4026
Ø	1"1/2-1"1/4	2"-1/2"	2"-3/4"	2"-1"	2"-1"1/4	2"-1"1/2	2"1/2-1"	2"1/2-1"1/4	2"1/2-1"1/2
pack	1	1	1	1	1	1	1	1	1
black code	SF240N4033	SF240N5015	SF240N5020	SF240N5026	SF240N5033	SF240N5040	SF240N6626	SF240N6633	SF240N6640
galv. code	SF240G4033	SF240G5015	SF240G5020	SF240G5026	SF240G5033	SF240G5040	SF240G6626	SF240G6633	SF240G6640
Ø	2"1/2-2"	3"-1"1/2	3"-2"	3"-2"1/2	4"-2"	4"-2"1/2	4"-3"		
pack	1	1	1	1	1	1	1		
black code	SF240N6650	SF240N8040	SF240N8050	SF240N8066	SF240N10250	SF240N10266	SF240N10280		
galv. code	SF240G6650	SF240G8040	SF240G8050	SF240G8066	SF240G10250	SF240G10266	SF240G10280		



241 - Reducing bush

Ø	1/4"-1/8"	3/8"-1/8"	3/8"-1/4"	1/2"-1/8"	1/2"-1/4"	1/2"-3/8"	3/4"-1/4"	3/4"-3/8"	3/4"-1/2"
pack	10	10	10	10	10	10	10	10	10
black code	SF241N85	SF241N125	SF241N128	SF241N155	SF241N158	SF241N1512	SF241N208	SF241N2012	SF241N2015
galv. code	SF241G85	SF241G125	SF241G128	SF241G155	SF241G158	SF241G1512	SF241G208	SF241G2012	SF241G2015
Ø	1"-1/4"	1"-3/8"	1"-1/2"	1"-3/4"	1"1/4-3/8"	1"1/4-1/2"	1"1/4-3/4"	1"1/4-1"	1"1/2-3/8"
pack	10	10	10	10	1	10	10	10	1
black code	SF241N268	SF241N2612	SF241N2615	SF241N2620	SF241N3312	SF241N3315	SF241N3320	SF241N3326	SF241N4012
galv. code	SF241G268	SF241G2612	SF241G2615	SF241G2620	SF241G3312	SF241G3315	SF241G3320	SF241G3326	SF241G4012
Ø	1"1/2-1/2"	1"1/2-3/4"	1"1/2-1"	1"1/2-1"1/4	2"-1/2"	2"-3/4"	2"-1"	2"-1"1/4	2"-1"1/2
pack	10	10	10	10	1	1	1	1	1
black code	SF241N4015	SF241N4020	SF241N4026	SF241N4033	SF241N5015	SF241N5020	SF241N5026	SF241N5033	SF241N5040
galv. code	SF241G4015	SF241G4020	SF241G4026	SF241G4033	SF241G5015	SF241G5020	SF241G5026	SF241G5033	SF241G5040
Ø	2"1/2-1"	2"1/2-1"1/4	2"1/2-1"1/2	2"1/2-2"	3"-1"	3"-1"1/4	3"-1"1/2	3"-2"	3"-2"1/2
pack	1	1	1	1	1	1	1		
black code	SF241N6626	SF241N6633	SF241N6640	SF241N6650	SF241N8026	SF241N8033	SF241N8040	SF241N8050	SF241N8066
galv. code	SF241G6626	SF241G6633	SF241G6640	SF241G6650	SF241G8026	SF241G8033	SF241G8040	SF241G8050	SF241G8066
Ø	4"-2"	4"-2"1/2	4"-3"						
pack	1	1	1						
black code	SF241N10250	SF241N10266	SF241N10280						
galv. code	SF241G10250	SF241G10266	SF241G10280						



245 - Reducing hexagonal nipple male

Ø	1/4"-1/8"	3/8"-1/8"	3/8"-1/4"	1/2"-1/4"	1/2"-3/8"	3/4"-1/4"	3/4"-3/8"	3/4"-1/2"	1"-1/2"
pack	10	10	10	10	10	10	10	10	10
black code	SF245N85	SF245N125	SF245N128	SF245N158	SF245N1512	SF245N208	SF245N2012	SF245N2015	SF245N2615
galv. code	SF245G85	SF245G125	SF245G128	SF245G158	SF245G1512	SF245G208	SF245G2012	SF245G2015	SF245G2615

Ø	1"-3/4"	1"1/4-1/2"	1"1/4-3/4"	1"1/4-1"	1"1/2-3/4"	1"1/2-1"	1"1/2-1"1/4	2"-1"	2"-1"1/4
pack	10	1	5	5	1	1	1	1	1
black code	SF245N2620	SF245N3315	SF245N3320	SF245N3326	SF245N4020	SF245N4026	SF245N4033	SF245N5026	SF245N5033
galv. code	SF245G2620	SF245G3315	SF245G3320	SF245G3326	SF245G4020	SF245G4026	SF245G4033	SF245G5026	SF245G5033

Ø	2"-1"1/2	2"1/2-1"1/2	2"1/2-2"	3"-2"	3"-2"1/2	4"-3"
pack	1	1	1	1	1	1
black code	SF245N5040	SF245N6640	SF245N6650	SF245N8050	SF245N8066	SF245N10280
galv. code	SF245G5040	SF245G6640	SF245G6650	SF245G8050	SF245G8066	SF245G10280



246 - Reducing socket female to male

Ø	1/4"-1/8"	3/8"-1/4"	1/2"-1/4"	1/2"-3/8"	3/4"-3/8"	3/4"-1/2"	1"-1/2"	1"-3/4"	1"1/4-1/2"
pack	10	10	10	10	10	10	10	10	1
black code	SF246N85	SF246N128	SF246N158	SF246N1512	SF246N2012	SF246N2015	SF246N2615	SF246N2620	SF246N3315
galv. code	SF246G85	SF246G128	SF246G158	SF246G1512	SF246G2012	SF246G2015	SF246G2615	SF246G2620	SF246G3315

Ø	1"1/4-3/4"	1"1/4-1"	1"1/2-3/4"	1"1/2-1"	1"1/2-1"1/4	2"-1"	2"-1"1/4	2"-1"1/2	2"1/2-1"1/2
pack	5	5	1	1	1	1	1	1	1
black code	SF246N3320	SF246N3326	SF246N4020	SF246N4026	SF246N4033	SF246N5026	SF246N5033	SF246N5040	SF246N6640
galv. code	SF246G3320	SF246G3326	SF246G4020	SF246G4026	SF246G4033	SF246G5026	SF246G5033	SF246G5040	SF246G6640

Ø	2"1/2-2"	3"-2"	3"-2"1/2
pack	1	1	1
black code	SF246N6650	SF246N8050	SF246N8066
galv. code	SF246G6650	SF246G8050	SF246G8066



270 - Equal socket

Ø	1/8"	1/4"	3/8"	1/2"	3/4"	1"	1"1/4	1"1/2	2"	2"1/2	3"	4"
pack	10	10	10	10	10	1	1	1	1	1	1	1
black code	SF270N5	SF270N8	SF270N12	SF270N15	SF270N20	SF270N26	SF270N33	SF270N40	SF270N50	SF270N66	SF270N80	SF270N102
galv. code	SF270G5	SF270G8	SF270G12	SF270G15	SF270G20	SF270G26	SF270G33	SF270G40	SF270G50	SF270G66	SF270G80	SF270G102



271 - Right & left hand thread socket

Ø	3/8"	1/2"	3/4"	1"	1"1/4	1"1/2	2"
pack	1	1	1	1	1	1	1
black code	SF271N12	SF271N15	SF271N20	SF271N26	SF271N33	SF271N40	SF271N50
galv. code	SF271G12	SF271G15	SF271G20	SF271G26	SF271G33	SF271G40	SF271G50

280 - Hexagonal nipple



Ø	1/8"	1/4"	3/8"	1/2"	3/4"	1"	1"1/4"	1"1/2"	2"	2"1/2"	3"	4"
pack	10	10	10	10	10	10	5	1	1	1	1	1
black code	SF280N5	SF280N8	SF280N12	SF280N15	SF280N20	SF280N26	SF280N33	SF280N40	SF280N50	SF280N66	SF280N80	SF280N102
galv. code	SF280G5	SF280G8	SF280G12	SF280G15	SF280G20	SF280G26	SF280G33	SF280G40	SF280G50	SF280G66	SF280G80	SF280G102

281 - Right & left hand thread hexagonal nipple



Ø	3/8"	1/2"	3/4"	1"	1"1/4"	1"1/2"	2"
pack	10	10	10	10	1	1	1
black code	-	SF281N15	SF281N20	SF281N26	SF281N33	SF281N40	SF281N50
galv. code	SF281G12	SF281G15	SF281G20	SF281G26	SF281G33	SF281G40	SF281G50

290 - Beaded square head plug



Ø	1/8"	1/4"	3/8"	1/2"	3/4"	1"	1"1/4"	1"1/2"	2"	2"1/2"	3"	4"
pack	10	10	10	10	10	10	10	1	1	1	1	1
black code	SF290N5	SF290N8	SF290N12	SF290N15	SF290N20	SF290N26	SF290N33	SF290N40	SF290N50	SF290N66	SF290N80	SF290N102
galv. code	SF290G5	SF290G8	SF290G12	SF290G15	SF290G20	SF290G26	SF290G33	SF290G40	SF290G50	SF290G66	SF290G80	SF290G102

291 - Square head plain plug



Ø	1/8"	1/4"	3/8"	1/2"	3/4"	1"	1"1/4"	1"1/2"	2"	2"1/2"	3"	4"
pack	10	10	10	10	10	10	1	1	1	1	1	1
black code	SF291N5	SF291N8	SF291N12	SF291N15	SF291N20	SF291N26	SF291N33	SF291N40	SF291N50	SF291N66	SF291N80	SF291N102
galv. code	SF291G5	SF291G8	SF291G12	SF291G15	SF291G20	SF291G26	SF291G33	SF291G40	SF291G50	SF291G66	SF291G80	SF291G102

300 - Hexagonal cap



Ø	1/8"	1/4"	3/8"	1/2"	3/4"	1"	1"1/4"	1"1/2"	2"	2"1/2"	3"	4"
pack	10	10	10	10	10	10	10	1	1	1	1	1
black code	SF300N5	SF300N8	SF300N12	SF300N15	SF300N20	SF300N26	SF300N33	SF300N40	SF300N50	SF300N66	SF300N80	SF300N102
galv. code	SF300G5	SF300G8	SF300G12	SF300G15	SF300G20	SF300G26	SF300G33	SF300G40	SF300G50	SF300G66	SF300G80	SF300G102

312 - Recessed hexagonal backnut



Ø	1/4"	3/8"	1/2"	3/4"	1"	1"1/4"	1"1/2"	2"	2"1/2"	3"
pack	10	10	10	10	10	10	1	1	1	1
black code	SF312N8	SF312N12	SF312N15	SF312N20	SF312N26	SF312N33	SF312N40	SF312N50	SF312N66	SF312N80
galv. code	SF312G8	SF312G12	SF312G15	SF312G20	SF312G26	SF312G33	SF312G40	SF312G50	SF312G66	SF312G80

321 - Threaded flange



Ø	1/2"	3/4"	1"	1"1/4"	1"1/2"	2"
pack	1	1	1	1	1	1
black code	SF321N15	SF321N20	SF321N26	SF321N33	SF321N40	SF321N50
galv. code	SF321G15	SF321G20	SF321G26	SF321G33	SF321G40	SF321G50

326 - Threaded oval flange with holes



Ø	1/2"	3/4"	1"	1"1/4"	1"1/2"	2"
pack	1	1	1	1	1	1
black code	SF326N15	SF326N20	SF326N26	SF326N33	SF326N40	SF326N50
galv. code	SF326G15	SF326G20	SF326G26	SF326G33	SF326G40	SF326G50

330 - Equal union flat bearing female



Ø	1/4"	3/8"	1/2"	3/4"	1"	1"1/4"	1"1/2"	2"	2"1/2"	3"	4"
pack	10	10	10	5	5	1	1	1	1	1	1
black code	SF330N8	SF330N12	SF330N15	SF330N20	SF330N26	SF330N33	SF330N40	SF330N50	SF330N66	SF330N80	SF330N102
galv. code	SF330G8	SF330G12	SF330G15	SF330G20	SF330G26	SF330G33	SF330G40	SF330G50	SF330G66	SF330G80	SF330G102

331 - Equal union flat bearing male/female



Ø	1/4"	3/8"	1/2"	3/4"	1"	1"1/4"	1"1/2"	2"	2"1/2"	3"
pack	1	10	10	5	1	1	1	1	1	1
black code	SF331N8	SF331N12	SF331N15	SF331N20	SF331N26	SF331N33	SF331N40	SF331N50	SF331N66	SF331N80
galv. code	SF331G8	SF331G12	SF331G15	SF331G20	SF331G26	SF331G33	SF331G40	SF331G50	SF331G66	SF331G80

340 - Equal union conical bearing female



Ø	1/8"	1/4"	3/8"	1/2"	3/4"	1"	1"1/4"	1"1/2"	2"	2"1/2"	3"	4"
pack	1	10	10	10	5	5	1	1	1	1	1	1
black code	SF340N5	SF340N8	SF340N12	SF340N15	SF340N20	SF340N26	SF340N33	SF340N40	SF340N50	SF340N66	SF340N80	SF340N102
galv. code	SF340G5	SF340G8	SF340G12	SF340G15	SF340G20	SF340G26	SF340G33	SF340G40	SF340G50	SF340G66	SF340G80	SF340G102

341 - Equal union conical bearing male/female



Ø	1/4"	3/8"	1/2"	3/4"	1"	1"1/4"	1"1/2"	2"	2"1/2"	3"	4"
pack	1	10	10	5	1	1	1	1	1	1	1
black code	SF341N8	SF341N12	SF341N15	SF341N20	SF341N26	SF341N33	SF341N40	SF341N50	SF341N66	SF341N80	SF341N102
galv. code	SF341G8	SF341G12	SF341G15	SF341G20	SF341G26	SF341G33	SF341G40	SF341G50	SF341G66	SF341G80	SF341G102

342 - Equal union with bronze tightness ring female



Ø	1/2"	3/4"	1"	1"1/4"	1"1/2"	2"
pack	10	10	1	1	1	1
black code	SF342N15	SF342N20	SF342N26	SF342N33	SF342N40	SF342N50
galv. code	SF342G15	SF342G20	SF342G26	SF342G33	SF342G40	SF342G50

344 - Equal union conical bearing male



Ø	1/4"	3/8"	1/2"	3/4"	1"	1"1/4"	1"1/2"	2"
pack	1	1	10	1	1	1	1	1
black code	SF344N8	SF344N12	SF344N15	SF344N20	SF344N26	SF344N33	SF344N40	SF344N50
galv. code	SF344G8	SF344G12	SF344G15	SF344G20	SF344G26	SF344G33	SF344G40	SF344G50

370 - Female union bush for flat bearing union fitting



Ø	1/2"	3/4"	1"	1"1/4"	1"1/2"	2"	2"1/2"
pack	1	1	10	5	1	1	1
black code	SF370N15	SF370N20	SF370N26	SF370N33	SF370N40	SF370N50	SF370N66
galv. code	SF370G15	SF370G20	SF370G26	SF370G33	SF370G40	SF370G50	SF370G66

371 - Male union end for flat bearing union fitting



Ø	1/2"	3/4"	1"	1"1/4"	1"1/2"	2"
pack	1	1	1	1	1	1
black code	SF371N15	SF371N20	SF371N26	SF371N33	SF371N40	SF371N50
galv. code	SF371G15	SF371G20	SF371G26	SF371G33	SF371G40	SF371G50

372 - Female union end for flat bearing union fitting



Ø	1/2"	3/4"	1"	1"1/4"	1"1/2"	2"
pack	1	1	1	1	1	1
black code	SF372N15	SF372N20	SF372N26	SF372N33	SF372N40	SF372N50
galv. code	SF372G15	SF372G20	SF372G26	SF372G33	SF372G40	SF372G50

374 - Union nut



Ø	1/4"	3/8"	1/2"	3/4"	1"	1"1/4"	1"1/2"	2"	2"1/2"	3"	4"
pack	1	10	1	10	10	1	1	1	1	1	1
black code	SF374N8	SF374N12	SF374N15	SF374N20	SF374N26	SF374N33	SF374N40	SF374N50	SF374N66	SF374N80	SF374N102
galv. code	SF374G8	SF374G12	SF374G15	SF374G20	SF374G26	SF374G33	SF374G40	SF374G50	SF374G66	SF374G80	SF374G102

471 - 90° bracket elbow female



Ø	3/8"	1/2"	3/4"
pack	10	10	10
galv. code	SF471G12	SF471G15	SF471G20

529A - Socket male/female



Ø	1/4"	3/8"	1/2"	3/4"	1"	1"1/4"	1"1/2"	2"
pack	10	10	10	10	10	5	1	1
black code	SF529AN8	SF529AN12	SF529AN15	SF529AN20	SF529AN26	SF529AN33	SF529AN40	SF529AN50
galv. code	SF529AG8	SF529AG12	SF529AG15	SF529AG20	SF529AG26	SF529AG33	SF529AG40	SF529AG50

596 - Square hole plug



Ø	1/8"	1/4"	3/8"	1/2"	3/4"	1"	1"1/4"	1"1/2"	2"
pack	10	10	10	10	10	10	1	1	1
black code	SF596N5	SF596N8	SF596N12	SF596N15	SF596N20	SF596N26	SF596N33	SF596N40	SF596N50
galv. code	SF596G5	SF596G8	SF596G12	SF596G15	SF596G20	SF596G26	SF596G33	SF596G40	SF596G50

Carbon steel pipe nipples & sockets

■ Welded pipe nipples



Mandatory packing applies

Excluded from 2014/68/EU Directive (art. 4, §3) - Manufacturing acc. to EN 10241 - Use: liquids & compressed air - Material: carbon steel RST 37.0 - Coating: black or galvanised - Galvanised coating for drinking water compatibility - BSP thread acc. to ISO 7-1 - PS: 16 bar - TS: -20°C/+120°C.

ISO 9001

530AN/530AG - Welding half-nipple length 50 mm



Ø	1/8"	1/4"	3/8"	1/2"	3/4"	1"	1"1/4"	1"1/2"	2"
pack	10	10	10	10	10	10	5	5	5
black code	530AN505	530AN508	530AN5012	530AN5015	530AN5020	530AN5026	530AN5033	530AN5040	530AN5050
galv. code	530AG505	530AG508	530AG5012	530AG5015	530AG5020	530AG5026	530AG5033	530AG5040	530AG5050

530AN/530AG - Welding half-nipple length 100 mm



Ø	1/4"	3/8"	1/2"	3/4"	1"	1"1/4"	1"1/2"	2"	2"1/2"	3"	4"
black code	530AN1008	530AN10012	530AN10015	530AN10020	530AN10026	530AN10033	530AN10040	530AN10050	530AN10066	530AN10080	530AN100102
galv. code	530AG1008	530AG10012	530AG10015	530AG10020	530AG10026	530AG10033	530AG10040	530AG10050	530AG10066	530AG10080	530AG100102

530N/530G - Barrel nipple length 40 mm



Ø	1/4"	3/8"	1/2"	3/4"	1"	1"1/4"	1"1/2"	2"
pack	10	10	10	10	10	5	5	5
black code	530N408	530N4012	530N4015	530N4020	530N4026	530N4033	530N4040	530N4050
galv. code	530G408	530G4012	530G4015	530G4020	530G4026	530G4033	530G4040	530G4050

530N/530G - Barrel nipple length 50 mm



Ø	1/2"	3/4"	1"	1"1/4"	1"1/2"	2"
pack	10	10	10	5	5	5
black code	530N5015	530N5020	530N5026	530N5033	530N5040	530N5050
galv. code	530G5015	530G5020	530G5026	530G5033	530G5040	530G5050

530N/530G - Barrel nipple length 60 mm



Ø	1/4"	3/8"	1/2"	3/4"	1"	1"1/4"	1"1/2"	2"
pack	10	10	10	10	10	5	5	5
black code	530N608	530N6012	530N6015	530N6020	530N6026	530N6033	530N6040	530N6050
galv. code	530G608	530G6012	530G6015	530G6020	530G6026	530G6033	530G6040	530G6050

530N/530G - Barrel nipple length 80 mm



Ø	1/4"	3/8"	1/2"	3/4"	1"	1"1/4"	1"1/2"	2"	2"1/2"	3"	4"
pack	10	10	10	10	10	5	5	5	5	1	1
black code	530N808	530N8012	530N8015	530N8020	530N8026	530N8033	530N8040	530N8050	530N8066	530N8080	530N80102
galv. code	530G808	530G8012	530G8015	530G8020	530G8026	530G8033	530G8040	530G8050	530G8066	530G8080	530G80102

530N/530G - Barrel nipple length 100 mm



Ø	1/8"	1/4"	3/8"	1/2"	3/4"	1"	1"1/4"	1"1/2"	2"	2"1/2"	3"	4"
pack	10	10	10	10	10	10	5	5	5	1	1	1
black code	530N1005	530N1008	530N10012	530N10015	530N10020	530N10026	530N10033	530N10040	530N10050	530N10066	530N10080	530N100102
galv. code	530G1005	530G1008	530G10012	530G10015	530G10020	530G10026	530G10033	530G10040	530G10050	530G10066	530G10080	530G100102



530N/530G - Barrel nipple length 120 mm

Ø	1/4"	3/8"	1/2"	3/4"	1"	1"1/4"	1"1/2"	2"	2"1/2"	3"	4"
pack	10	10	10	10	5	5	5	1	1	1	1
black code	530N1208	530N12012	530N12015	530N12020	530N12026	530N12033	530N12040	530N12050	530N12066	530N12080	530N120102
galv. code	530G1208	530G12012	530G12015	530G12020	530G12026	530G12033	530G12040	530G12050	530G12066	530G12080	530G120102



530N/530G - Barrel nipple length 150 mm

Ø	1/8"	1/4"	3/8"	1/2"	3/4"	1"	1"1/4"	1"1/2"	2"	2"1/2"	3"	4"
pack	10	10	10	10	10	5	5	5	1	1	1	1
black code	530N1505	530N1508	530N15012	530N15015	530N15020	530N15026	530N15033	530N15040	530N15050	530N15066	530N15080	530N150102
galv. code	530G1505	530G1508	530G15012	530G15015	530G15020	530G15026	530G15033	530G15040	530G15050	530G15066	530G15080	530G150102



530N/530G - Barrel nipple length 180 mm

Ø	1/4"	3/8"	1/2"	3/4"	1"	1"1/4"	1"1/2"	2"	2"1/2"	3"	4"
pack	10	10	10	10	10	5	5	5	1	1	1
black code	530N1808	530N18012	530N18015	530N18020	530N18026	530N18033	530N18040	530N18050	530N18066	530N18080	530N180102
galv. code	530G1808	530G18012	530G18015	530G18020	530G18026	530G18033	530G18040	530G18050	530G18066	530G18080	530G180102



530N/530G - Barrel nipple length 200 mm

Ø	1/8"	1/4"	3/8"	1/2"	3/4"	1"	1"1/4"	1"1/2"	2"	2"1/2"	3"	4"
pack	10	10	10	10	10	10	5	5	5	1	1	1
black code	530N2005	530N2008	530N20012	530N20015	530N20020	530N20026	530N20033	530N20040	530N20050	530N20066	530N20080	530N200102
galv. code	530G2005	530G2008	530G20012	530G20015	530G20020	530G20026	530G20033	530G20040	530G20050	530G20066	530G20080	530G200102



530N/530G - Barrel nipple length 250 mm

Ø	1/4"	3/8"	1/2"	3/4"	1"	1"1/4"	1"1/2"	2"	2"1/2"	3"	4"
pack	10	10	10	10	10	5	5	5	1	1	1
black code	530N2508	530N25012	530N25015	530N25020	530N25026	530N25033	530N25040	530N25050	530N25066	530N25080	530N250102
galv. code	530G2508	530G25012	530G25015	530G25020	530G25026	530G25033	530G25040	530G25050	530G25066	530G25080	530G250102



530N/530G - Barrel nipple length 300 mm

Ø	1/4"	3/8"	1/2"	3/4"	1"	1"1/4"	1"1/2"	2"	2"1/2"	3"	4"
pack	10	10	10	10	10	5	5	5	1	1	1
black code	530N3008	530N30012	530N30015	530N30020	530N30026	530N30033	530N30040	530N30050	530N30066	530N30080	530N300102
galv. code	530G3008	530G30012	530G30015	530G30020	530G30026	530G30033	530G30040	530G30050	530G30066	530G30080	530G300102

Seamless pipe nipples

530AT3 - Welding half-nipple length 100 mm

Ø	3/8"	1/2"	3/4"	1"	1"1/4	1"1/2	2"	2"1/2	3"
black code	530AT3N10012	530AT3N10015	530AT3N10020	530AT3N10026	530AT3N10033	530AT3N10040	530AT3N10050	530AT3N10066	530AT3N10080

530T3 - Barrel nipple length 100 mm

Ø	3/8"	1/2"	3/4"	1"	1"1/4	1"1/2	2"	2"1/2	3"
black code	530T3N10012	530T3N10015	530T3N10020	530T3N10026	530T3N10033	530T3N10040	530T3N10050	530T3N10066	530T3N10080

530T3 - Barrel nipple length 150 mm

Ø	3/8"	1/2"	3/4"	1"	1"1/4	1"1/2	2"
black code	530T3N15012	530T3N15015	530T3N15020	530T3N15026	530T3N15033	530T3N15040	530T3N15050

530T3 - Barrel nipple length 200 mm

Ø	3/8"	1/2"	3/4"	1"	1"1/4	1"1/2	2"	2"1/2	3"
black code	530T3N20012	530T3N20015	530T3N20020	530T3N20026	530T3N20033	530T3N20040	530T3N20050	530T3N20066	530T3N20080

Sockets

MADN - Half-socket

Ø	1/8"	1/4"	3/8"	1/2"	3/4"	1"	1"1/4	1"1/2	2"
black code	MADN5	MADN8	MADN12	MADN15	MADN20	MADN26	MADN33	MADN40	MADN50

MAN/MAG - Socket

Ø	1/8"	1/4"	3/8"	1/2"	3/4"	1"	1"1/4	1"1/2	2"	2"1/2	3"	4"
black code	MAN5	MAN8	MAN12	MAN15	MAN20	MAN26	MAN33	MAN40	MAN50	MAN66	MAN80	MAN102
galv. code	MAG5	MAG8	MAG12	MAG15	MAG20	MAG26	MAG33	MAG40	MAG50	MAG66	MAG80	MAG102

MALN - Socket length 60 mm

Ø	3/8"	1/2"	3/4"	1"	1"1/4	1"1/2	2"
black code	MALN6012	MALN6015	MALN6020	MALN6026	MALN6033	MALN6040	MALN6050

Stainless steel fittings

Stainless steel pipe nipples

Forged stainless steel nipples - 150 lbs



Mandatory packing applies

Excluded from 2017/68/EC Directive (art. 4, 3) - For all common fluids - Material: F316L body - BSP thread acc. to ISO 7.1 - PS: 20 bar - TS: -25°C/+180°C.

ISO 9001

2039 - Standard welding nipple

Ø	1/4"	3/8"	1/2"	3/4"	1"	1"1/4	1"1/2	2"	2"1/2	3"	4"
length (mm)	22	23	27	33	35	36	41	46	55	70	80
pack	10	10	10	10	5	5	5	5	1	1	1
code	2039002	2039003	2039004	2039005	2039006	2039007	2039008	2039009	2039010	2039011	2039012

2034 - Welding nipple - Length = 50 mm

Ø	1/4"	3/8"	1/2"	3/4"	1"	1"1/4	1"1/2	2"
pack	10	10	10	10	5	5	5	5
code	2034002	2034003	2034004	2034005	2034006	2034007	2034008	2034009



2042 - Welding nipple - Length = 100 mm

Ø	1/4"	3/8"	1/2"	3/4"	1"	1"1/4"	1"1/2"	2"
pack	10	10	10	10	5	5	5	5
code	2042002	2042003	2042004	2042005	2042006	2042007	2042008	2042009



2040 - Standard barrel nipple

Ø	1/4"	3/8"	1/2"	3/4"	1"	1"1/4"	1"1/2"	2"	2"1/2"	3"	4"
length (mm)	40	40	60	60	60	80	80	100	100	120	120
pack	10	10	10	10	5	5	5	5	1	1	1
code	2040002	2040003	2040004	2040005	2040006	2040007	2040008	2040009	2040010	2040011	2040012



2038 - Barrel nipple length 100 mm


Ø	1/4"	3/8"	1/2"	3/4"	1"	1"1/4"	1"1/2"	2"
pack	10	10	10	10	5	5	5	5
code	2038002	2038003	2038004	2038005	2038006	2038007	2038008	2038009



2041 - Barrel nipple length 200 mm

Ø	1/4"	3/8"	1/2"	3/4"	1"	1"1/4"	1"1/2"	2"
pack	10	10	10	10	5	5	5	5
code	2041002	2041003	2041004	2041005	2041006	2041007	2041008	2041009

■ Forged stainless steel nipples - 150 lbs



Individual packing

Excluded from 2017/68/EC Directive (art. 4, 3) - For all common fluids - Material: F316L body - NPT thread acc. to ANSI B1.20.1 - PS: 20 bar.

ISO 9001



EM - Welding half-nipple

Ø	1/8"	1/4"	3/8"	1/2"	3/4"	1"	1"1/4"	1"1/2"	2"	2"1/2"	3"	4"
length	22	22	23	27	33	35	36	41	46	55	60	80
code	EM5B	EM8B	EM12B	EM15B	EM20B	EM25B	EM32B	EM40B	EM50B	EM65B	EM80B	EM100B



EML - Welding half-nipple length 100 mm

Ø	1/4"	3/8"	1/2"	3/4"	1"	1"1/4"	1"1/2"	2"	2"1/2"	3"	4"
code	EML8B	EML12B	EML15B	EML20B	EML25B	EML32B	EML40B	EML50B	EML65B	EML80B	EML100B



MC - Barrel nipple


Ø	1/4"	3/8"	1/2"	3/4"	1"	1"1/4"	1"1/2"	2"	2"1/2"	3"	4"
length	36	39	42	50	56	58	62	74	80	100	120
code	MC8B	MC12B	MC15B	MC20B	MC25B	MC32B	MC40B	MC50B	MC65B	MC80B	MC100B



MCL - Barrel nipple length 100 mm

Ø	1/4"	3/8"	1/2"	3/4"	1"	1"1/4"	1"1/2"	2"	2"1/2"	3"
code	MCL8B	MCL12B	MCL15B	MCL20B	MCL25B	MCL32B	MCL40B	MCL50B	MCL65B	MC80B

■ Forged hose nozzle fittings



Individual packing

Excluded from 2017/68/EC Directive (art. 4, 3) - For all common fluids - Material: F316L body - BSP thread acc. to ISO 7.1 - PS: 20 bar.

ISO 9001

AF - Hexagon female/hose



Ø	1/8"	1/4"	3/8"	1/2"	3/4"	1"	1"1/4"	1"1/2"	2"
length (mm)	28	33	39	44	50	52	59	75	89
code	AF5G	AF8G	AF12G	AF15G	AF20G	AF25G	AF32G	AF40G	AF50G

AM - Male/hose



Ø	1/8"	1/4"	3/8"	1/2"	3/4"	1"	1"1/4"	1"1/2"	2"	2"1/2"	3"	4"
length (mm)	42	42	47	53	57	65	68	74	82	104	130	154
code	AM5G	AM8G	AM12G	AM15G	AM20G	AM25G	AM32G	AM40G	AM50G	AM65G	AM80G	AM100G

AL - Butt welding/hose



DN	5	8	12	15	20	25	32	40	50	65	80	100
length (mm)	30	30	35	40	40	45	55	55	60	80	100	120
code	AL5G	AL8G	AL12G	AL15G	AL20G	AL25G	AL32G	AL40G	AL50G	AL65G	AL80G	AL100G


ALD - Double hose



DN	5	8	12	15	20	25	32	40	50
length (mm)	46	46	55	60	60	75	90	90	96
code	ALD5G	ALD8G	ALD12G	ALD15G	ALD20G	ALD25G	ALD32G	ALD40G	ALD50G

Stainless socket welding fittings - S-first

■ Cast welding fittings - 150 lbs



Individual packing

Excluded from 2017/68/EC Directive (art. 4, 3) - For all common fluids - Material: CF8M body - PS: 20 bar.

ISO 9001

CFF - 90° welding elbow



Ø	1/2"	3/4"	1"	1"1/4"	1"1/2"	2"
code	CFF15SW	CFF20SW	CFF25SW	CFF32SW	CFF40SW	CFF50SW

CFF45 - 45° welding elbow



Ø	1/2"	3/4"	1"	1"1/4"	1"1/2"	2"
code	CFF4515SW	CFF4520SW	CFF4525SW	CFF4532SW	CFF4540SW	CFF4550SW

TE - Welding tee



Ø	1/2"	3/4"	1"	1"1/4"	1"1/2"	2"
code	TE15SW	TE20SW	TE25SW	TE32SW	TE40SW	TE50SW

M - Welding socket



Ø	1/2"	3/4"	1"	1"1/4"	1"1/2"	2"
length (mm)	34	36	43	48	48	56
code	M15SW	M20SW	M25SW	M32SW	M40SW	M50SW

Stainless steel threaded fittings - S-first

■ Cast threaded fittings - 150 lbs



Mandatory packing applies

Excluded from 2014/68/EU Directive (art. 4, §3) - For all common fluids - Material: CF8M body - BSP thread acc. to ISO 7.1 - PS: 20 bar - TS: -25°C/+180°C.

ISO 9001

2070 - 90° equal elbow female/female



Ø	1/8"	1/4"	3/8"	1/2"	3/4"	1"	1"1/4"	1"1/2"	2"
pack	10	10	10	10	10	5	5	5	5
code	2070001	2070002	2070003	2070004	2070005	2070006	2070007	2070008	2070009

2072 - 90° equal street elbow male/female



Ø	1/8"	1/4"	3/8"	1/2"	3/4"	1"	1"1/4"	1"1/2"	2"
length (mm)	26	28	30	34	38,5	45	52,5	56	68,5
pack	10	10	10	10	10	5	5	5	5
code	2072001	2072002	2072003	2072004	2072005	2072006	2072007	2072008	2072009

2071 - Equal tee female



Ø	1/8"	1/4"	3/8"	1/2"	3/4"	1"	1"1/4"	1"1/2"	2"
length (mm)	34	38	46	50	55	66	80	86	104
pack	10	10	10	10	10	5	5	5	5
code	2071001	2071002	2071003	2071004	2071005	2071006	2071007	2071008	2071009

2073 - Reducing socket female/female



Ø	1/4"-1/8"	3/8"-1/4"	1/2"-3/8"	3/4"-1/2"	1"-3/4"	1"1/4"-1"	1"1/2"-1"1/4"	2"-1"1/2"
length (mm)	25,5	29	31	33,5	38	41	45,5	49
pack	10	10	10	10	10	5	5	5
code	2073002	2073003	2073004	2073005	2073006	2073007	2073008	2073009

2074 - Double reducing socket female/female



Ø	3/8"-1/8"	1/2"-1/4"	3/4"-3/8"	1"-1/2"	1"1/4"-3/4"	1"1/2"-1"	2"-1"1/4"
length (mm)	29	31	33,5	38	41	45,5	49
pack	10	10	10	5	5	5	5
code	2074003	2074004	2074005	2074006	2074007	2074008	2074009

2075 - Reducing bush



Ø	1/4"-1/8"	3/8"-1/4"	1/2"-3/8"	3/4"-1/2"	1"-3/4"	1"1/4"-1"	1"1/2"-1"1/4"	2"-1"1/2"
length (mm)	16	16,5	19,5	21	24	27,5	28,5	32
pack	10	10	10	10	5	5	5	5
code	2075002	2075003	2075004	2075005	2075006	2075007	2075008	2075009

2078 - Double reducing bush



Ø	3/8"-1/8"	1/2"-1/4"	3/4"-3/8"	1"-1/2"	1"1/4"-3/4"	1"1/2"-1"	2"-1"1/4"
length (mm)	16,5	19,5	21	24	27,5	28,5	32
pack	10	10	10	5	5	5	5
code	2078003	2078004	2078005	2078006	2078007	2078008	2078009

2085 - Reducing hexagonal nipple



Ø	1/4"-1/8"	3/8"-1/4"	1/2"-3/8"	3/4"-1/2"	1"-3/4"	1"1/4"-1"	1"1/2"-1"1/4"	2"-1"1/2"
length (mm)	22,5	24	30,5	35,5	39,5	45	47,5	52,5
pack	10	10	10	10	5	5	5	5
code	2085002	2085003	2085004	2085005	2085006	2085007	2085008	2085009



2086 - Double reducing hexagonal nipple

Ø	3/8"-1/8"	1/2"-1/4"	3/4"-3/8"	1"-1/2"	1"1/4-3/4"	1"1/2-1"	2"-1"1/4
length (mm)	24	29,5	32	38,5	42,5	45	52,5
pack	10	10	10	5	5	5	5
code	2086003	2086004	2086005	2086006	2086007	2086008	2086009



2087 - Reducing socket female/male

Ø	1/4"-1/8"	3/8"-1/4"	1/2"-3/8"	3/4"-1/2"	1"-3/4"	1"1/4-1"	1"1/2-1"1/4	2"-1"1/2
length (mm)	25	28	32	37	41,5	47	49,5	54
pack	10	10	10	10	10	5	5	5
code	2087002	2087003	2087004	2087005	2087006	2087007	2087008	2087009



2084 - Equal hexagonal nipple

Ø	1/8"	1/4"	3/8"	1/2"	3/4"	1"	1"1/4	1"1/2	2"
length (mm)	20	25	27	34	36,5	42	47,5	47,5	57
pack	10	10	10	10	10	5	5	5	5
code	2084001	2084002	2084003	2084004	2084005	2084006	2084007	2084008	2084009



2088 - Hose nozzle male

Ø	1/4"	3/8"	1/2"	3/4"	1"	1"1/4	1"1/2	2"
Ø hose	9	11,5	15	20	27	33	39,5	52
length (mm)	34,5	41	48,5	58	67	70	74	83
pack	10	10	10	10	5	5	5	5
code	2088002	2088003	2088004	2088005	2088006	2088007	2088008	2088009



2076 - Hexagonal plug

Ø	1/2"	3/4"	1"	1"1/4	1"1/2	2"
length (mm)	19,5	21	24	27	27	32
pack	10	10	5	5	5	5
code	2076004	2076005	2076006	2076007	2076008	2076009



2077 - Plain hexagonal plug

Ø	1/8"	1/4"	3/8"	1/2"	3/4"	1"	1"1/4	1"1/2	2"
Height (mm)	12	14,5	16	19,5	21	24	27	27	32
pack	10	10	10	10	10	5	5	5	5
code	2077001	2077002	2077003	2077004	2077005	2077006	2077007	2077008	2077009



2090 - Hexagonal cap

Ø	1/4"	3/8"	1/2"	3/4"	1"	1"1/4	1"1/2	2"
length (mm)	14	14,5	18,5	19	22	25	25	30
pack	10	10	10	10	5	5	5	5
code	2090002	2090003	2090004	2090005	2090006	2090007	2090008	2090009



2089 - Hexagonal backnut

Ø	1/8"	1/4"	3/8"	1/2"	3/4"	1"	1"1/4	1"1/2	2"
length (mm)	5	6	6	7	7	9	11	11	13
pack	10	10	10	10	10	5	5	5	5
code	2089001	2089002	2089003	2089004	2089005	2089006	2089007	2089008	2089009

Stainless steel threaded fittings

■ Cast threaded fittings - 150 lbs



Mandatory packing applies

Excluded from 2014/68/EU Directive (art. 4, §3) - For all common fluids from Group 2 & liquids from Group 1 - Material: CF8M body - BSP thread acc. to ISO 7.1 - PS: 20 bar - TS: -25°C/+180°C.

ISO 9001

2017 - Half socket



Ø	1/8"	1/4"	3/8"	1/2"	3/4"	1"	1"1/4"	1"1/2"	2"
length (mm)	10	11	13	16	18	20	22	23	27
pack	10	10	10	10	10	5	5	5	5
code	2017001	2017002	2017003	2017004	2017005	2017006	2017007	2017008	2017009

2015 - Equal socket



Ø	1/8"	1/4"	3/8"	1/2"	3/4"	1"	1"1/4"	1"1/2"	2"	2"1/2"	3"	4"
length (mm)	17	25	26,5	34	36	43	48	48	56	65	71	83
pack	10	10	10	10	10	5	5	5	5	1	1	1
code	2015001	2015002	2015003	2015004	2015005	2015006	2015007	2015008	2015009	2015010	2015011	2015012

2001 - 90° equal elbow female/female



Ø	1/8"	1/4"	3/8"	1/2"	3/4"	1"	1"1/4"	1"1/2"	2"	2"1/2"	3"	4"
pack	10	10	10	10	10	5	5	5	5	1	1	1
code	2001001	2001002	2001003	2001004	2001005	2001006	2001007	2001008	2001009	2001010	2001011	2001012

2010 - 90° equal street elbow male/female



Ø	1/8"	1/4"	3/8"	1/2"	3/4"	1"	1"1/4"	1"1/2"	2"	2"1/2"	3"
pack	10	10	10	10	10	5	5	5	5	1	1
code	2010001	2010002	2010003	2010004	2010005	2010006	2010007	2010008	2010009	2010010	2010011

2003 - Equal tee female



Ø	1/8"	1/4"	3/8"	1/2"	3/4"	1"	1"1/4"	1"1/2"	2"	2"1/2"	3"	4"
pack	10	10	10	10	10	5	5	5	5	1	1	1
code	2003001	2003002	2003003	2003004	2003005	2003006	2003007	2003008	2003009	2003010	2003011	2003012

2002 - Equal cross female



Ø	1/8"	1/4"	3/8"	1/2"	3/4"	1"	1"1/4"	1"1/2"	2"
pack	10	10	10	10	10	10	5	5	5
code	2002001	2002002	2002003	2002004	2002005	2002006	2002007	2002008	2002009

2013 - Reducing socket female/female



Ø	1/4"-1/8"	3/8"-1/4"	1/2"-3/8"	3/4"-1/2"	1"-3/4"	1"1/4"-1"	1"1/2"-1"1/4"	2"-1"1/2"
pack	10	10	10	10	10	5	5	5
code	2013002	2013003	2013004	2013005	2013006	2013007	2013008	2013009

2014 - Double reducing socket female/female



Ø	3/8"-1/8"	1/2"-1/4"	3/4"-3/8"	1"-1/2"	1"1/4"-3/4"	1"1/2"-1"	2"-1"1/4"
pack	10	10	10	5	5	5	5
code	2014003	2014004	2014005	2014006	2014007	2014008	2014009

2021 - Reducing bush



Ø	1/4"-1/8"	3/8"-1/4"	1/2"-3/8"	3/4"-1/2"	1"-3/4"	1"1/4"-1"	1"1/2"-1"1/4"	2"-1"1/2"
pack	10	10	10	10	5	5	5	5
code	2021002	2021003	2021004	2021005	2021006	2021007	2021008	2021009



2024 - Double reducing bush

Ø	3/8"-1/8"	1/2"-1/4"	3/4"-3/8"	1"-1/2"	1"1/4-3/4"	1"1/2-1"	2"-1"1/4
pack	10	10	10	5	5	5	5
code	2024003	2024004	2024005	2024006	2024007	2024008	2024009



2031 - Reducing hexagonal nipple

Ø	1/4"-1/8"	3/8"-1/4"	1/2"-3/8"	3/4"-1/2"	1"-3/4"	1"1/4-1"	1"1/2-1"1/4	2"-1"1/2
pack	10	10	10	10	5	5	5	5
code	2031002	2031003	2031004	2031005	2031006	2031007	2031008	2031009



2032 - Double reducing hexagonal nipple

Ø	3/8"-1/8"	1/2"-1/4"	3/4"-3/8"	1"-1/2"	1"1/4-3/4	1"1/2-1"	2"-1"1/4
pack	10	10	10	5	5	5	5
code	2032003	2032004	2032005	2032006	2032007	2032008	2032009



2033 - Reducing socket female > male

Ø	1/4"-1/8"	3/8"-1/4"	1/2"-3/8"	3/4"-1/2"	1"-3/4"	1"1/4-1"	1"1/2-1"1/4	2"-1"1/2
pack	10	10	10	10	10	5	5	5
code	2033002	2033003	2033004	2033005	2033006	2033007	2033008	2033009



2030 - Equal hexagonal nipple

Ø	1/8"	1/4"	3/8"	1/2"	3/4"	1"	1"1/4	1"1/2	2"
pack	10	10	10	10	10	5	5	5	5
code	2030001	2030002	2030003	2030004	2030005	2030006	2030007	2030008	2030009



2035 - Hose nozzle male

Ø	1/4"	3/8"	1/2"	3/4"	1"	1"1/4	1"1/2	2"
hose	8	10	13	20	25	32	40	52
pack	10	10	10	10	5	5	5	5
code	2035002	2035003	2035004	2035005	2035006	2035007	2035008	2035009



2022 - Hexagonal plug

Ø	1/2"	3/4"	1"	1"1/4	1"1/2	2"
pack	10	10	5	5	5	5
code	2022004	2022005	2022006	2022007	2022008	2022009



2023 - Plain hexagonal plug

Ø	1/8"	1/4"	3/8"	1/2"	3/4"	1"	1"1/4	1"1/2	2"
pack	10	10	10	10	10	5	5	5	5
code	2023001	2023002	2023003	2023004	2023005	2023006	2023007	2023008	2023009



2020 - Square head plain plug

Ø	1/8"	1/4"	3/8"	1/2"	3/4"	1"	1"1/4	1"1/2	2"
pack	10	10	10	10	10	10	5	5	5
code	2020001	2020002	2020003	2020004	2020005	2020006	2020007	2020008	2020009



2037 - Hexagonal cap

Ø	1/4"	3/8"	1/2"	3/4"	1"	1"1/4"	1"1/2"	2"
pack	10	10	10	10	5	5	5	5
code	2037002	2037003	2037004	2037005	2037006	2037007	2037008	2037009



2036 - Hexagonal backnut

Ø	1/8"	1/4"	3/8"	1/2"	3/4"	1"	1"1/4"	1"1/2"	2"
pack	10	10	10	10	10	10	5	5	5
code	2036001	2036002	2036003	2036004	2036005	2036006	2036007	2036008	2036009

■ Cast 3 piece unions - 150 lbs /



Individual packing

Excluded from 2014/68/EU Directive (art. 4, §3) - For all common fluids from Group 2 & liquids from Group 1 - Material: CF8M body - BSP thread acc. to ISO 7.1 - Conical bearing - PS: 20 bar - TS: -25°C/+180°C.

ISO 9001



2029 - Equal union butt welding/butt welding

Ø	8	10	15	20	25	32	40	50
length (mm)	34,5	38,5	40	47,5	49,6	54,8	55	57,4
code	2029008	2029010	2029015	2029020	2029025	2029032	2029040	2029050



2027 - Equal union male/butt welding

Ø	1/4"-8	3/8"-10	1/2"-15	3/4"-20	1"-25	1"1/4-32	1"1/2-40	2"-50
length (mm)	46,4	47,7	53	60	66	72	73	77,6
code	2027208	2027310	2027415	2027520	2027625	2027732	2027840	2027950



2028 - Equal union female/butt welding

Ø	1/4"-8	3/8"-10	1/2"-15	3/4"-20	1"-25	1"1/4-32	1"1/2-40	2"-50
length (mm)	35	38	40	45,7	50	56	57	58,6
code	2028208	2028310	2028415	2028520	2028625	2028732	2028840	2028950



2062 - Equal union male/male

Ø	1/4"	3/8"	1/2"	3/4"	1"	1"1/4"	1"1/2"	2"
length (mm)	56	57,5	66,5	73,4	81	89,5	89,3	99
code	2062002	2062003	2062004	2062005	2062006	2062007	2062008	2062009



2026 - Equal union male/female

Ø	1/4"	3/8"	1/2"	3/4"	1"	1"1/4"	1"1/2"	2"
length (mm)	46	48	52,8	58,6	66,5	73,5	74,5	80,5
code	2026002	2026003	2026004	2026005	2026006	2026007	2026008	2026009



2025 - Equal union female/female

Ø	1/4"	3/8"	1/2"	3/4"	1"	1"1/4"	1"1/2"	2"
length (mm)	34,5	37,6	38,6	44	51	58	59	61,5
code	2025002	2025003	2025004	2025005	2025006	2025007	2025008	2025009

Stainless steel threaded fittings



Individual packing

Excluded from 2017/68/EC Directive (art. 4, §3) - For all common fluids - Material: F316L or CF8M body - NPT thread acc. to B1.20.1 - PS: 20 bar.

ISO 9001

EF - Half-socket

Material: F316L body



Ø	1/8"	1/4"	3/8"	1/2"	3/4"	1"	1"1/4"	1"1/2"	2"
length	18	22	25	28	32	36	36	40	40
code	EF5B	EF8B	EF12B	EF15B	EF20B	EF25B	EF32B	EF40B	EF50B

M - Socket

Material: F316L body



Ø	1/8"	1/4"	3/8"	1/2"	3/4"	1"	1"1/4"	1"1/2"	2"	2"1/2"	3"
length	25	28	32	36	42	45	55	55	60	65	72
code	M5B	M8B	M12B	M15B	M20B	M25B	M32B	M40B	M50B	M65B	M80B

CFF - 90° Equal elbow female/female

Material: CF8M body



Ø	1/8"	1/4"	3/8"	1/2"	3/4"	1"	1"1/4"	1"1/2"	2"
code	CFF5B	CFF8B	CFF12B	CFF15B	CFF20B	CFF25B	CFF32B	CFF40B	CFF50B

CMF - 90° Equal street elbow male/female

Material: CF8M body



Ø	1/8"	1/4"	3/8"	1/2"	3/4"	1"	1"1/4"	1"1/2"	2"	2"1/2"	3"
code	CMF5B	CMF8B	CMF12B	CMF15B	CMF20B	CMF25B	CMF32B	CMF40B	CMF50B	CMF65B	CMF80B

TE - Equal tee female

Material: CF8M body



Ø	1/8"	1/4"	3/8"	1/2"	3/4"	1"	1"1/4"	1"1/2"	2"
code	TE5B	TE8B	TE12B	TE15B	TE20B	TE25B	TE32B	TE40B	TE50B

CX - Equal cross female

Material: CF8M body



Ø	1/8"	1/4"	3/8"	1/2"	3/4"	1"	1"1/4"	1"1/2"	2"
code	CX5B	CX8B	CX12B	CX15B	CX20B	CX25B	CX32B	CX40B	CX50B

RFF - Reducing socket female/female

Material: F316L body



Ø	1/4"-1/8"	3/8"-1/4"	1/2"-3/8"	3/4"-1/2"	1"-3/4"	2"-1"1/2"
code	RFF85B	RFF128B	RFF1512B	RFF2015B	RFF2520B	RFF5040B

RFF - Double reducing socket female/female

Material: F316L body



Ø	1/2"-1/4"	3/4"-3/8"	1"-1/2"	2"-1"1/4"
code	RFF158B	RFF2012B	RFF2515B	RFF5032B

RMF - Reducing bush

Material: F316L body



Ø	1/4"-1/8"	3/8"-1/4"	1/2"-3/8"	3/4"-1/2"	1"-3/4"	1"1/4-1"	1"1/2-1"1/4	2"-1"1/2
code	RMF85B	RMF128B	RMF1512B	RMF2015B	RMF2520B	RMF3225B	RMF4032B	RMF5040B

RMF - Double reducing bush

Material: F316L body



Ø	3/8"-1/8"	1/2"-1/4"	3/4"-3/8"	1"1/4-3/4"	1"1/2-1"
code	RMF125B	RMF158B	RMF2012B	RMF3220B	RMF4025B

RMF - Triple reducing bush

Material: F316L body



Ø	1/2"-1/8"	3/4"-1/4"	1"-1/4"	1"1/2-3/4"
code	RMF155B	RMF208B	RMF258B	RMF4020B

RMM - Reducing hexagonal nipple

Material: F316L body



Ø	1/4"-1/8"	3/8"-1/4"	1/2"-3/8"	3/4"-1/2"	1"-3/4"	1"1/4-1"	2"-1"1/2
code	RMM85B	RMM128B	RMM1512B	RMM2015B	RMM2520B	RMM3225B	RMM5040B

RMM - Double reducing hexagonal nipple

Material: F316L body



Ø	3/8"-1/8"	1/2"-1/8"	1/2"-1/4"	3/4"-3/8"	1"-1/2"
code	RMM125B	RMM155B	RMM158B	RMM2012B	RMM2515B

MH - Equal hexagonal nipple

Material: CF8M body



Ø	1/8"	1/4"	3/8"	1/2"	3/4"	1"	1"1/4	1"1/2	2"
code	MH5B	MH8B	MH12B	MH15B	MH20B	MH25B	MH32B	MH40B	MH50B

MHS - Weld end hexagonal nipple

Material: F316L body



Ø	1/8"	1/4"	3/8"	1/2"	3/4"	1"	1"1/4	1"1/2	2"
code	MHS5B	MHS8B	MHS12B	MHS15B	MHS20B	MHS25B	MHS32B	MHS40B	MHS50B

BHC - Square hole plug

Material: F316L body



Ø	1/8"	1/4"	3/8"	1/2"	3/4"	1"
code	BHC5B	BHC8B	BHC12B	BHC15B	BHC20B	BHC25B

BM - Hexagonal plug

Material: F316L body



Ø	1/8"	1/4"	3/8"	1/2"	3/4"	1"	1"1/4	1"1/2	2"
code	BM5B	BM8B	BM12B	BM15B	BM20B	BM25B	BM32B	BM40B	BM50B

BF - Hexagonal cap


Material: F316L body



Ø	1/8"	1/4"	3/8"	1/2"	3/4"	1"	1"1/4	1"1/2	2"
code	-	BF8B	BF12B	BF15B	BF20B	BF25B	BF32B	BF40B	BF50B

Forged stainless steel union fittings - 1000 psi

■ Forged 3 piece unions - Conical bearing /



Excluded from 2017/68/EC Directive (art. §4, 3) - For all common fluids - Material: F316L body - BSP thread acc. to ISO 7.1 - Conical bearing - PS: 60 bar - TS: -25°C/+180°C.

ISO 9001

2069 - Equal union butt welding/butt welding



Ø	8	10	15	20	25	32	40	50
length (mm)	40	45	48	52	55	56	58	62
code	2069008	2069010	2069015	2069020	2069025	2069032	2069040	2069050

2067 - Equal union male/butt welding



Ø	1/4"-8	3/8"-10	1/2"-15	3/4"-20	1"-25	1"1/4-32	1"1/2-40	2"-50
length (mm)	40	47	52	59	64	65	65	73
code	2067208	2067310	2067415	2067520	2067625	2067732	2067840	2067950

2068 - Equal union female/butt welding



Ø	1/4"-8	3/8"-10	1/2"-15	3/4"-20	1"-25	1"1/4-32	1"1/2-40	2"-50
length (mm)	31	35	40	45	50	53	53	61
code	2068208	2068310	2068415	2068520	2068625	2068732	2068840	2068950

2064 - Equal union male/male



Ø	1/4"	3/8"	1/2"	3/4"	1"	1"1/4	1"1/2	2"
length (mm)	50	57	66	71	80	82	85	95
code	2064002	2064003	2064004	2064005	2064006	2064007	2064008	2064009

2066 - Equal union male/female




Ø	1/4"	3/8"	1/2"	3/4"	1"	1"1/4	1"1/2	2"
length (mm)	41	45	54	57	66	70	73	83
code	2066002	2066003	2066004	2066005	2066006	2066007	2066008	2066009

2065 - Equal union female/female



Ø	1/4"	3/8"	1/2"	3/4"	1"	1"1/4	1"1/2	2"
length (mm)	29	34	34	38	44	50	53	54
code	2065002	2065003	2065004	2065005	2065006	2065007	2065008	2065009

■ Forged 3 piece unions - Conical bearing /



Excluded from 2017/68/EC Directive (art. 4, §3) - For all common fluids - Material: F316L body - NPT thread acc. to B1.20.1 - Conical bearing - PS: 64 bar up to 2", 40 bar above - TS: -25°C/+180°C.

ISO 9001

3.1
10 €/DN

LL - Equal union buttwelding/buttwelding



Ø	8	12	15	20	25	32	40	50	65	80	100
length (mm)	40	45	48	52	55	56	58	62	81	96	130
code	LL8	LL12	LL15	LL20	LL25	LL32	LL40	LL50	LL65	LL80	LL100

JTRU - Flat gasket



Ø	8	12	15	20	25	32	40	50	65
thickness (mm)	1,5	1,5	2	2	2	2	3	3	2
PTFE code	JTRU8	JTRU12	JTRU15	JTRU20	JTRU25	JTRU32	JTRU40	JTRU50	JTRU65
FKM code	JVRU8	JVRU12	JVRU15	JVRU20	JVRU25	JVRU32	JVRU40	JVRU50	JVRU65

Forged stainless steel fittings - 3000 lbs



Individual packing

Main use: oil & gas, chemical, petrochemical industries - Manufactured acc. to ANSI B16.11 - NPT thread acc. to ANSI B1.20.1 - 3000 lbs fitting standard corresponds to schedule 80 pipe standard - Materials: 304L & 316L - PS: 150 bar.

3.1
10 €/DN

■ Pipe nipples



4EM - Half nipple schedule 80

NPS	1/4"	3/8"	1/2"	3/4"	1"	1"1/4"	1"1/2"	2"
length (mm)	36	36	36	36	36	48	48	48
316L code	4EM8	4EM12	4EM15	4EM20	4EM25	4EM32	4EM40	4EM50



4MC/4MCL - Barrel nipple length 75 mm

NPS	1/4"	3/8"	1/2"	3/4"	1"	1"1/4"	1"1/2"	2"
316L code	4MCL758	4MCL7512	4MCL7515	4MCL7520	4MCL7525	4MCL7532	4MCL7540	4MCL7550



4MC/4MCL - Barrel nipple length 100 mm

NPS	1/4"	3/8"	1/2"	3/4"	1"	1"1/4"	1"1/2"	2"
316L code	4MC8	4MC12	4MC15	4MC20	4MC25	4MC32	4MC40	4MC50

■ Threaded fittings



2DM/4DM - Half socket

NPS	1/4"	3/8"	1/2"	3/4"	1"	1"1/4"	1"1/2"	2"
length (mm)	17,5	19	24	25,5	30	33,5	39,5	43
304L code	2DM8	2DM12	2DM15	2DM20	2DM25	2DM32	2DM40	-
316L code	4DM8	4DM12	4DM15	4DM20	4DM25	4DM32	4DM40	4DM50



2MA/4MA - Equal socket

NPS	1/4"	3/8"	1/2"	3/4"	1"	1"1/4"	1"1/2"
length (mm)	35	38	48	51	60	67	79
304L code	2MA8	2MA12	2MA15	2MA20	2MA25	2MA32	-
316L code	-	4MA12	4MA15	4MA20	4MA25	4MA32	4MA40



2CFF/4CFF - 90° equal elbow female/female

NPS	1/4"	3/8"	1/2"	3/4"	1"	1"1/4"	1"1/2"	2"
304L code	2CFF8	2CFF12	2CFF15	2CFF20	2CFF25	2CFF32	2CFF40	2CFF50
316L code	4CFF8	4CFF12	4CFF15	4CFF20	4CFF25	4CFF32	4CFF40	4CFF50



2CFF45/4CFF45 - 45° equal elbow female/female

NPS	1/4"	3/8"	1/2"	3/4"	1"	1"1/4"	1"1/2"	2"
304L code	2CFF458	2CFF4512	2CFF4515	2CFF4520	2CFF4525	2CFF4532	-	-
316L code	4CFF458	4CFF4512	4CFF4515	4CFF4520	4CFF4525	4CFF4532	4CFF4540	4CFF4550

2CMF/4CMF - 90° equal street elbow male/female



NPS	1/4"	3/8"	1/2"	3/4"	1"	1"1/4"
316L code	4CMF8	4CMF12	4CMF15	4CMF20	4CMF25	4CMF32

2T/4T - Equal tee female



NPS	1/4"	3/8"	1/2"	3/4"	1"	1"1/4"	1"1/2"	2"
304L code	2T8	2T12	2T15	2T20	2T25	2T32	2T40	2T50
316L code	4T8	4T12	4T15	4T20	4T25	4T32	4T40	4T50

2RFF/4RFF - Reducing socket female/female



NPS	1/4"-1/8"	3/8"-1/4"	1/2"-1/4"	1/2"-3/8"	3/4"-1/4"	3/4"-3/8"	3/4"-1/2"	1"-1/2"
length (mm)	-	38	48	48	51	51	51	60
304L code	2RFF85	2RFF128	2RFF158	2RFF1512	-	2RFF2012	2RFF2015	2RFF2515
316L code	4RFF85	4RFF128	4RFF158	4RFF1512	4RFF208	4RFF2012	4RFF2015	4RFF2515

NPS	1"-3/4"	1"1/4-1"	1"1/2-1"	1"1/2-1"1/4"	2"-1"1/2"
length (mm)	60	67	79	79	86
304L code	2RFF2520	2RFF3225	-	-	-
316L code	4RFF2520	4RFF3225	4RFF4025	4RFF4032	4RFF5040

2RMF/4RMF - Hexagonal reducing bush



NPS	1/4"-1/8"	3/8"-1/4"	1/2"-1/4"	1/2"-3/8"	3/4"-1/4"	3/4"-3/8"	3/4"-1/2"	1"-3/8"
length (mm)	-	17	20	20	22	22	22	25
304L code	2RMF85	2RMF128	2RMF158	2RMF1512	2RMF208	2RMF2012	2RMF2015	2RMF2512
316L code	4RMF85	4RMF128	4RMF158	4RMF1512	4RMF208	4RMF2012	4RMF2015	4RMF2512

NPS	1"-1/2"	1"-3/4"	1"1/4-1"	1"1/2-1"	1"1/2-1"1/4"	2"-1"1/4"
length (mm)	25	25	28	29	29	31
304L code	2RMF2515	2RMF2520	2RMF3225	2RMF4025	2RMF4032	2RMF5032
316L code	4RMF2515	4RMF2520	4RMF3225	4RMF4025	4RMF4032	4RMF5032

2RMM/4RMM - Reducing hexagonal nipple



NPS	1/4"-1/8"	3/8"-1/4"	1/2"-1/4"	1/2"-3/8"	3/4"-3/8"	3/4"-1/2"	1"-1/2"	1"-3/4"
length (mm)	31	39	43	44	46	50	55	56
304L code	2RMM85	2RMM128	2RMM158	2RMM1512	2RMM2012	2RMM2015	2RMM2515	2RMM2520
316L code	4RMM85	4RMM128	4RMM158	4RMM1512	4RMM2012	4RMM2015	4RMM2515	4RMM2520

NPS	1"1/4-1"	1"1/2-1"	1"1/2-1"1/4"	2"-1"1/2"
length (mm)	60	67	62	70
304L code	2RMM3225	2RMM4025	2RMM4032	2RMM5040
316L code	4RMM3225	4RMM4025	4RMM4032	4RMM5040



2BO/4BO - NPT welding coupler

NPS	1/4"-8	3/8"-12	1/2"-15	3/4"-20	1"-25	1"1/4-32	1"1/2-40	2"-50
length (mm)	30,5	30,5	33,5	35	43	48	51	57,5
304L code	2BO8	2BO12	2BO15	2BO20	2BO25	2BO32	2BO40	2BO50
316L code	4BO8	4BO12	4BO15	4BO20	4BO25	4BO32	4BO40	4BO50



2MH/4MH - Equal hexagonal nipple

NPS	1/4"	3/8"	1/2"	3/4"	1"	1"1/4	1"1/2	2"
length (mm)	36	40	48	52	60	64	68	71
304L code	2MH8	2MH12	2MH15	2MH20	2MH25	2MH32	2MH40	2MH50
316L code	4MH8	4MH12	4MH15	4MH20	4MH25	4MH32	4MH40	-



2BM/4BM - Hexagonal plug

NPS	1/4"	3/8"	1/2"	3/4"	1"	1"1/4	1"1/2	2"
length (mm)	17	21	23	26	29	35	37	39
304L code	2BM8	2BM12	2BM15	2BM20	2BM25	2BM32	2BM40	-
316L code	4BM8	4BM12	4BM15	4BM20	4BM25	4BM32	4BM40	4BM50



2BF/4BF - Cap

NPS	1/4"	3/8"	1/2"	3/4"	1"	1"1/4	1"1/2	2"
length (mm)	25	25	32	37	41	44	44	48
304L code	2BF8	2BF12	2BF15	2BF20	2BF25	2BF32	2BF40	2BF50
316L code	4BF8	4BF12	4BF15	4BF20	4BF25	4BF32	4BF40	-



2MF/4MF - Equal union male/female

NPS	1/4"	3/8"	1/2"	3/4"	1"	1"1/4	1"1/2	2"
length (mm)	63	69	77	80	97	101	110	120
304L code	2MF8	2MF12	2MF15	2MF20	2MF25	2MF32	2MF40	2MF50
316L code	4MF8	4MF12	4MF15	4MF20	4MF25	4MF32	4MF40	4MF50



2FF/4FF - Equal union female/female

NPS	1/4"	3/8"	1/2"	3/4"	1"	1"1/4	1"1/2	2"
length (mm)	42,5	47,5	52	57	63	70	78	89
304L code	2FF8	2FF12	2FF15	2FF20	2FF25	2FF32	2FF40	2FF50
316L code	4FF8	4FF12	4FF15	4FF20	4FF25	4FF32	4FF40	4FF50

■ Welding fittings

2DMW/4DMW - Half socket



Ø	8	12	15	20	25	32	40	50
length (mm)	27	28	33	36	42	43	45	56
304L code	2DMW8	2DMW12	2DMW15	2DMW20	2DMW25	2DMW32	2DMW40	2DMW50
316L code	4DMW8	4DMW12	4DMW15	4DMW20	4DMW25	4DMW32	4DMW40	4DMW50

2MAW/4MAW - Equal socket



Ø	8	12	15	20	25	32	40	50
length (mm)	26	26	29	34	37	38	38	51
304L code	2MAW8	2MAW12	2MAW15	2MAW20	2MAW25	2MAW32	2MAW40	2MAW50
316L code	4MAW8	4MAW12	4MAW15	4MAW20	4MAW25	4MAW32	4MAW40	4MAW50

2CFFW/4CFFW - 90° equal elbow



Ø	8	12	15	20	25	32	40	50
304L code	2CFFW8	2CFFW12	2CFFW15	2CFFW20	2CFFW25	2CFFW32	2CFFW40	-
316L code	4CFFW8	4CFFW12	4CFFW15	4CFFW20	4CFFW25	4CFFW32	4CFFW40	4CFFW50

2CFFW45/4CFFW45 - 45° equal elbow



Ø	8	12	15	20	25	32	40	50
304L code	2CFFW458	2CFFW4512	2CFFW4515	2CFFW4520	2CFFW4525	2CFFW4532	2CFFW4540	2CFFW4550
316L code	4CFFW458	4CFFW4512	4CFFW4515	4CFFW4520	4CFFW4525	4CFFW4532	4CFFW4540	-

2TW/4TW - Equal tee



Ø	8	12	15	20	25	32	40	50
304L code	2TW8	2TW12	2TW15	2TW20	2TW25	2TW32	2TW40	2TW50
316L code	4TW8	4TW12	4TW15	4TW20	4TW25	4TW32	4TW40	4TW50

2RFFW/4RFFW - Reducing socket



Ø	12-8	15-8	15-12	20-8	20-12	20-15	25-15	25-20
length (mm)	25	29	29	35	35	35	38	38
304L code	2RFFW128	2RFFW158	2RFFW1512	2RFFW208	2RFFW2012	2RFFW2015	2RFFW2515	2RFFW2520
316L code	4RFFW128	4RFFW158	4RFFW1512	4RFFW208	4RFFW2012	4RFFW2015	4RFFW2515	4RFFW2520

Ø	32-20	32-25	40-25	40-32
length (mm)	38	38	38	38
304L code	2RFFW3220	2RFFW3225	2RFFW4025	-
316L code	4RFFW3220	4RFFW3225	4RFFW4025	4RFFW4032

2BOW/4BOW - Couplet



Ø	8	12	15	20	25	32	40	50
length (mm)	30,5	30,5	33,5	35	43	48	51	57,5
304L code	2BOW8	2BOW12	2BOW15	2BOW20	2BOW25	2BOW32	2BOW40	2BOW50
316L code	4BOW8	4BOW12	4BOW15	4BOW20	4BOW25	4BOW32	4BOW40	4BOW50

2BFW/4BFW - Cap



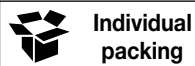
Ø	8	12	15	20	25	32	40	50
length (mm)	15	17	19	23	26	28	30	36
304L code	2BFW8	2BFW12	2BFW15	2BFW20	2BFW25	2BFW32	2BFW40	2BFW50
316L code	4BFW8	4BFW12	4BFW15	4BFW20	4BFW25	4BFW32	4BFW40	4BFW50

2FFW/4FFW - Equal union



Ø	8	12	15	20	25	32	40	50
length (mm)	42,5	47,5	52	57	63	70	78	89
304L code	2FFW8	2FFW12	2FFW15	2FFW20	2FFW25	2FFW32	2FFW40	2FFW50
316L code	4FFW8	4FFW12	4FFW15	4FFW20	4FFW25	4FFW32	4FFW40	4FFW50

Carbon steel welding fittings



Individual packing

Manufacturing from seamless pipe acc. to EN 10253-2 - Individual marking - Chamfer for 3" and above (6" and above for caps) - General use - Material: carbon steel S235 - Coating: hot-dipped galvanised or electro-galvanised - Galvanised coating for drinking water compatibility - Welding connection.

ISO 14001

ISO 9001

C3DN/C3DG - 3D 90° equal elbow



Ø	21.3	26.9	33.7	42.4	48.3	60.3	70	76.1	88.9	101.6	108
thickness (mm)	2.0	2.3	2.6	2.6	2.6	2.9	2.9	2.9	3.2	3.6	3.6
pack	300	200	100	50	60	25	25	25	20	15	12
black code	C3DN21	C3DN26	C3DN33	C3DN42	C3DN48	C3DN60	C3DN70	C3DN76	C3DN88	C3DN101	C3DN108
pack	300	250	125	100	85	40	1	1	1	1	1
galv. code	C3DG21	C3DG26	C3DG33	C3DG42	C3DG48	C3DG60	C3DG70	C3DG76	C3DG88	C3DG101	C3DG108
Ø	114.3	133	139.7	159	168.3	193.7	219.1	273	323.9	355.6	406.4
thickness (mm)	3.6	4.0	4.0	4.5	4.5	5.6	6.3	6.3	7.1	8.0	8.8
pack	12	8	7	6	5	16	1	1	1	1	1
black code	C3DN114	C3DN133	C3DN139	C3DN159	C3DN168	C3DN193	C3DN219	C3DN273	C3DN323	C3DN355	C3DN406
pack	1	1	1	1	1	1	1				
galv. code	C3DG114	C3DG133	C3DG139	C3DG159	C3DG168	-	C3DG219				

C3DNR - 3D 180° return bend



Ø	26.9	33.7	42.4	48.3	60.3	70	76.1	88.9	114.3	139.7	168.3
thickness (mm)	2.3	2.6	2.6	2.6	2.9	2.9	2.9	3.2	3.6	4.0	4.5
pack	125	60	50	50	1	1	1	1	1	1	1
black code	C3DNR26	C3DNR33	C3DNR42	C3DNR48	C3DNR60	C3DNR70	C3DNR76	C3DNR88	C3DNR114	C3DNR139	C3DNR168



C5DN - 5D 90° elbow

Ø	21.3	26.9	33.7	42.4	48.3	60.3	70	76.1	88.9
thickness (mm)	2.0	2.3	2.6	2.6	2.6	2.9	2.9	2.9	3.2
pack	200	125	50	50	50	1	-	1	1
black code	C5DN21	C5DN26	C5DN33	C5DN42	C5DN48	C5DN60	C5DN70	C5DN76	C5DN88
Ø	101.6	108	114.3	133	139.7	159*	168.3	219.1*	273*
thickness (mm)	2.9	3.6	3.6	4	4.0	4.5	4.5	6.3	6.3
pack	-	-	1	-	1	-	1	-	-
black code	C5DN101	C5DN108	C5DN114	C5DN133	C5DN139	C5DN159	C5DN168	C5DN219	C5DN273

*not included in EN 10253-1.



TASN - Equal tee (EN 10253-1 or EN 10253-2)

Ø	21.3	26.9	33.7	42.4	48.3	60.3	76.1	88.9	114.3
thickness (mm)	2.0	2.3	2.6	2.6	2.6	2.9	2.9	3.2	3.6
pack	200	150	75	45	25	1	1	1	1
black code	TASN21	TASN26	TASN33	TASN42	TASN48	TASN60	TASN76	TASN88	TASN114
Ø	133.0*	139.7	168.3	219.1	273.0	323.9			
thickness (mm)	4.0	4.0	4.5	6.3	6.3	7.1			
pack	1	1	1	1	1	1			
black code	TASN133	TASN139	TASN168	TASN219	TASN273	TASN323			

*not included in EN 10253-1 or EN 10253-2.



RSN / RSG - Concentric reducer

Ø	26.9-21.3*	33.7-21.3*	33.7-26.9	42.4-21.3	42.4-26.9	42.4-33.7	48.3-26.9	48.3-33.7	48.3-42.4
height (mm)	38	51	35	51	51	39	67	55	38
pack	300	250	300	150	150	150	100	100	125
black code	RSN2621	RSN3321	RSN3326	RSN4221	RSN4226	RSN4233	RSN4826	RSN4833	RSN4842
galv. code	-	-	-	-	-	-	-	RSG4833	RSG4842
Ø	60.3-33.7	60.3-42.4	60.3-48.3	76.1-42.4	76.1-48.3	76.1-60.3	88.9-48.3	88.9-60.3	88.9-76.1
height (mm)	77	61	50	95	84	63	108	86	56
pack	75	75	75	1	1	1	1	1	1
black code	RSN6033	RSN6042	RSN6048	RSN7642	RSN7648	RSN7660	RSN8848	RSN8860	RSN8876
galv. code	-	RSG6042	RSG6048	-	RSG7648	RSG7660	-	RSG8860	RSG8876
Ø	114.3-60.3	114.3-76.1	114.3-88.9	139.7-76.1	139.7-88.9	139.7-114.3	168.3-88.9	168.3-114.3	168.3-139.7
height (mm)	143	114	90	159	135	88	189	141	94
pack	1	1	1	1	1	1	1	1	1
black code	RSN11460	RSN11476	RSN11488	RSN13976	RSN13988	RSN139114	RSN16888	RSN168114	RSN168139
galv. code	RSG11460	RSG11476	RSG11488	RSG13976	RSG13988	RSG139114	RSG16888	RSG168114	RSG168139
Ø	219.1-114.3	219.1-139.7	219.1-168.3	273.0-139.7	273.0-168.3	273.0-219.1	323.9-168.3	323.9-219.1	323.9-273.0
height (mm)	210	170	130	250	220	130	290	215	130
pack	1	1	1	1	1	1	1	1	1
black code	RSN219114	RSN219139	RSN219168	RSN273139	RSN273168	RSN273219	RSN323168	RSN323219	RSN323273
galv. code	RSG219114	RSG219139	RSG219168	-	-	-	-	-	-
Ø	355.6-219.1	355.6-273.0	355.6-323.9	406.4-273.0	406.4-323.9	406.4-355.6			
height (mm)	255	125	100	250	175	130			
pack	1	1	1	1	1	1			
black code	RSN355219	RSN355273	RSN355323	RSN406273	RSN406323	RSN406355			

*supplied in EN 10253-1 Design 2

RSNE - Eccentric reducer



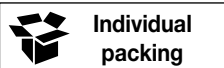
Ø	26.9-21.3	33.7-21.3	33.7-26.9	42.4-26.9	42.4-33.7	48.3-26.9	48.3-33.7	48.3-42.4	60.3-33.7
height (mm)	38	51	35	51	39	67	55	38	77
pack	1	1	1	1	1	1	1	1	1
black code	RSNE2621	RSNE3321	RSNE3326	RSNE4226	RSNE4233	RSNE4826	RSNE4833	RSNE4842	RSNE6033
Ø	60.3-42.4	60.3-48.3	76.1-42.4	76.1-48.3	76.1-60.3	88.9-48.3	88.9-60.3	88.9-76.1	114.3-60.3
height (mm)	61	50	95	84	63	108	86	56	143
pack	1	1	1	1	1	1	1	1	1
black code	RSNE6042	RSNE6048	RSNE7642	RSNE7648	RSNE7660	RSNE8848	RSNE8860	RSNE8876	RSNE11460
Ø	114.3-76.1	114.3-88.9	139.7-76.1	139.7-88.9	139.7-114.3	168.3-88.9	168.3-114.3	168.3-139.7	219.0-114.3
height (mm)	114	90	159	135	88	189	141	94	210
pack	1	1	1	1	1	1	1	1	1
black code	RSNE11476	RSNE11488	RSNE13976	RSNE13988	RSNE139114	RSNE16888	RSNE168114	RSNE168139	RSNE219114
Ø	219.1-139.7	219.0-168.3	273.0-168.3	273.0-219.1					
height (mm)	170	130	220	130					
pack	1	1	1	1					
black code	RSNE219139	RSNE219168	RSNE273168	RSNE273219					

FBN/FBG - Cap



Ø	21.3	26.9	33.7	42.4	48.3	60.3	70	76.1	88.9
height (mm)	2.0	2.3	2.6	2.6	2.6	2.9	2.9	2.9	3.2
pack	200	200	100	100	100	100	100	50	50
black code	FBN21	FBN26	FBN33	FBN42	FBN48	FBN60	FBN70	FBN76	FBN88
galv. code	-	FBG26	FBG33	FBG42	FBG48	FBG60	FBG70	FBG76	FBG88
Ø	101.6	108	114.3	133	139.7	159	168.3	193.7	219.1
height (mm)	3.6	3.6	3.6	4.0	4.5	4.5	4.5	5.6	6.3
pack	50	50	50	20	20	20	20	1	1
black code	FBN101	FBN108	FBN114	FBN133	FBN139	FBN159	FBN168	FBN193	FBN219
galv. code	FBG101	FBG108	FBG114	FBG133	FBG139	FBG159	FBG168	FBG193	FBG219
Ø	244.5	273	323.9	355.6	406.4	508			
height (mm)	6.3	6.3	7.1	8.0	8.8	8.8			
pack	1	1	1	1	1	1			
black code	FBN244	FBN273	FBN323	FBN355	FBN406	FBN508			

Stainless steel welding fittings



Individual packing

Materials: 304L & 316L.

3.1
10 €/DN

Metric standard

21DR/41DR - Welded bend 1,5D



Ø	18	20	23	25	28	30	33	38	43	53
thickness (mm)	1,5	1,5	1,5	1,5	1,5	1,5	1,5	1,5	1,5	1,5
304L code	21DR181	21DR201	21DR231	21DR251	21DR281	21DR301	21DR331	21DR381	21DR431	21DR531
316L code	41DR181	41DR201	41DR231	41DR251	41DR281	41DR301	41DR331	41DR381	41DR431	41DR531
Ø	54	63,5	70	73	84	104	129	154	204	254
thickness (mm)	2	1,5	2	1,5	2	2	2	2	2	2
304L code	21DR542	21DR631	21DR702	21DR731	21DR842	21DR1042	21DR1292	21DR1542	21DR2042	21DR2542
316L code	41DR542	41DR631	41DR702	41DR731	41DR842	41DR1042	41DR1292	41DR1542	41DR2042	41DR2542



2TSS/4TSS - Welded tee without sleeve

Ø	23	28	33	38	43	54	84	104	129	154	204
thickness (mm)	1,5	1,5	1,5	1,5	1,5	2	2	2	2	2	2
304L code	2TSS231	2TSS281	2TSS331	2TSS381	2TSS431	2TSS542	2TSS842	2TSS1042	2TSS1292	2TSS1542	2TSS2042
316L code	-	4TSS281	4TSS331	4TSS381	4TSS431	4TSS542	4TSS842	4TSS1042	4TSS1292	4TSS1542	-



2R/4R - Welded concentric reducer

Ø	44-24	44-34	54-24	54-34	54-44	64-44	64-54	69-44	69-54
thickness (mm)	2	2	2	2	2	2	2	2	2
304L code	2R4424	2R4434	2R5424	2R5434	2R5444	2R6444	2R6454	2R6944	2R6954
316L code	4R4424	4R4434	4R5424	4R5434	4R5444	4R6444	4R6454	4R6944	4R6954
Ø	74-44	74-54	74-64	84-44	84-54	84-64	84-69	84-74	104-54
thickness (mm)	2	2	2	2	2	2	2	2	2
304L code	2R7444	2R7454	2R7464	2R8444	2R8454	2R8464	2R8469	2R8474	2R10454
316L code	4R7444	4R7454	4R7464	4R8444	4R8454	4R8464	4R8469	4R8474	4R10454
Ø	104-69	104-74	104-84	129-84	129-104	154-84	154-104	154-129	204-104
thickness (mm)	2	2	2	2	2	2	2	2	2
304L code	2R10469	2R10474	2R10484	2R12984	2R129104	2R15484	2R154104	2R154129	2R204104
316L code	4R10469	4R10474	4R10484	4R12984	4R129104	4R15484	4R154104	4R154129	4R204104
Ø	204-129	204-154	254-129	254-154					
thickness (mm)	2	2	2	2					
304L code	2R204129	2R204154	2R254129	2R254154					
316L code	4R204129	4R204154	-	4R254154					



2FB/4FB - Cap

Ø	28	34	38	44	51	54	64	69	74
304L code	2FB28	2FB34	2FB38	2FB44	2FB51	2FB54	2FB64	2FB69	2FB74
316L code	4FB28	4FB34	4FB38	4FB44	4FB51	4FB54	4FB64	4FB69	4FB74
Ø	84	104	129	154	204	254	304	354	
304L code	2FB84	2FB104	2FB129	2FB154	2FB204	2FB254	2FB304	2FB354	
316L code	4FB84	4FB104	4FB129	4FB154	4FB204	4FB254	4FB304	4FB354	

2CMM/4CMM - Pressed collar A-type



Ø	18	24	28	38	44	54	64	69	74	84
thickness (mm)	2	2	2	2	2	2	2	2	2	2
304L code	-	2CMM24	2CMM28	2CMM38	2CMM44	2CMM54	2CMM64	2CMM69	2CMM74	2CMM84
316L code	4CMM18	4CMM24	4CMM28	4CMM38	4CMM44	4CMM54	4CMM64	4CMM69	4CMM74	4CMM84
Ø	104	129	154	204	254	304	354			
thickness (mm)	2	2	2	2	2	2	2			
304L code	2CMM104	2CMM129	2CMM154	2CMM204	2CMM254	2CMM304	-			
316L code	4CMM104	4CMM129	4CMM154	4CMM204	4CMM254	4CMM304	4CMM354			

■ ISO standard

23DR/43DR - Welded bend 3D



Ø	13,5	13,5	17,2	17,2	21,3	21,3	21,3	21,3	21,3	21,3
thickness (mm)	1,6	2,3	1,6	2,3	1,6	2	2,6	1,6	2	2,6
304L code	23DR131	23DR13G	23DR171	23DR17G	23DR211	23DR212	23DR21G	23DR21138	23DR21238	23DR21G38
316L code	43DR131	43DR13G	43DR171	43DR17G	43DR211	43DR212	43DR21G	43DR21138	43DR21238	43DR21G38
Ø	26,9	26,9	26,9	33,7	33,7	33,7	42,4	42,4	42,4	48,3
thickness (mm)	1,6	2	2,6	1,6	2	3,2	1,6	2	3,2	1,6
304L code	23DR261	23DR262	23DR26G	23DR331	23DR332	23DR33G	23DR421	23DR422	23DR42G	23DR481
316L code	43DR261	43DR262	43DR26G	43DR331	43DR332	43DR33G	43DR421	43DR422	43DR42G	43DR481
Ø	48,3	48,3	60,3	60,3	60,3	60,3	76,1	76,1	76,1	88,9
thickness (mm)	2	3,2	1,6	2	3	3,6	2	3	3,6	2
304L code	23DR482	23DR48G	23DR601	23DR602	23DR603	23DR60G	23DR762	23DR763	23DR76G	23DR882
316L code	43DR482	43DR48G	43DR601	43DR602	43DR603	43DR60G	43DR762	43DR763	43DR76G	43DR882
Ø	88,9	88,9	101,6	114,3	114,3	139,7	139,7	168,3	168,3	219,1
thickness (mm)	3	4	2	2	3	2	3	2	3	2
304L code	23DR883	23DR88G	23DR1012	23DR1142	23DR1143	23DR1392	23DR1393	23DR1682	23DR1683	23DR2192
316L code	43DR883	43DR88G	-	43DR1142	43DR1143	43DR1392	43DR1393	43DR1682	43DR1683	43DR2192
Ø	219,1	273	273	323,9	323,9	355,6	406,4	457		
thickness (mm)	3	2	3	2	3	3	3	3		
304L code	23DR2193	23DR2732	23DR2733	23DR3232	23DR3233	23DR3553	23DR4063	23DR4573		
316L code	43DR2193	43DR2732	43DR2733	43DR3232	43DR3233	43DR3553	43DR4063	-		

23DE/43DE - Seamless bend 3D



Ø	13,5	13,5	17,2	17,2	21,3	21,3	21,3	21,3	21,3	26,9
thickness (mm)	1,6	2,3	1,6	2,3	1,6	2	2,6	1,6	2,6	1,6
304L code	23DE131	23DE13G	23DE171	23DE17G	23DE211	23DE212	23DE21G	23DE21138	23DE21G38	23DE261
316L code	43DE131	43DE13G	43DE171	43DE17G	43DE211	43DE212	43DE21G	43DE21138	43DE21G38	43DE261

23DE/43DE - Seamless bend 3D (continued)



Ø	26,9	26,9	33,7	33,7	33,7	42,4	42,4	42,4	48,3
thickness (mm)	2	2,6	1,6	2	3,2	1,6	2	3,2	1,6
304L code	23DE262	23DE26G	23DE331	23DE332	23DE33G	23DE421	23DE422	23DE42G	23DE481
316L code	43DE262	43DE26G	43DE331	43DE332	43DE33G	43DE421	43DE422	43DE42G	43DE481
Ø	48,3	48,3	60,3	60,3	76,1	76,1	88,9	88,9	
thickness (mm)	2	3,2	2	3,6	2	3,6	2	4	
304L code	23DE482	23DE48G	23DE602	23DE60G	23DE762	23DE76G	23DE882	23DE88G	
316L code	43DE482	43DE48G	43DE602	43DE60G	43DE762	43DE76G	43DE882	43DE88G	

2TSS/4TSS - Welded tee without sleeve



Ø	13,5	17,2	21,3	26,9	33,7	42,4	48,3	60,3	76,1
thickness (mm)	1,6	1,6	1,6	1,6	2	2	2	2	2
304L code	2TSS131	2TSS171	2TSS211	2TSS261	2TSS332	2TSS422	2TSS482	2TSS602	2TSS762
316L code	4TSS131	4TSS171	4TSS211	4TSS261	4TSS332	4TSS422	4TSS482	4TSS602	4TSS762
Ø	88,9	114,3	114,3	139,7	168,3	219,1	273		
thickness (mm)	2	2	3	2	2	2	2		
304L code	2TSS882	2TSS1142	2TSS1143	2TSS1392	2TSS1682	2TSS2192	2TSS2732		
316L code	4TSS882	4TSS1142	4TSS1143	4TSS1392	4TSS1682	4TSS2192	4TSS2732		

2TS/4TS - Welded tee with sleeve



Ø	17,2	21,3	26,9	33,7	42,4	48,3	60,3	76,1	88,9
thickness (mm)	1,6	1,6	1,6	2	2	2	2	2	2
304L code	2TS171	2TS211	2TS261	2TS332	2TS422	2TS482	2TS602	2TS762	2TS882
316L code	4TS171	4TS211	4TS261	4TS332	4TS422	4TS482	4TS602	4TS762	4TS882
Ø	114,3	139,7	323,9	406,3	457,2	508	609,6		
thickness (mm)	2	2	3	3	3	3	3		
304L code	2TS1142	2TS1392	2TS3233	4TS4063	4TS4063	4TS4063	4TS4063		
316L code	4TS1142	-	4TS3233	4TS4063	4TS4063	4TS4063	4TS4063		

2TSS/4TSS - Welded reducing tee without sleeve



Ø	26,9-21,3	26,9-17,2	33,7-26,9	33,7-21,3	42,4-33,7	42,4-26,9	48,3-42,4	48,3-33,7	60,3-48,3
thickness (mm)	2	2	2	2	2	2	2	2	2
304L code	2TSS26212	2TSS26172	2TSS33262	2TSS33212	2TSS42332	2TSS42262	2TSS48422	2TSS48332	2TSS60482
316L code	4TSS26212	4TSS26172	4TSS33262	4TSS33212	4TSS42332	4TSS42262	4TSS48422	4TSS48332	4TSS60482
Ø	60,3-42,4	76,1-60,3	76,1-48,3	88,9-76,1	88,9-60,3	114,3-88,9	114,3-76,1		
thickness (mm)	2	2	2	2	2	2	2		
304L code	2TSS60422	2TSS76602	2TSS76482	2TSS88762	2TSS88602	-	2TSS114762		
316L code	4TSS60422	4TSS76602	4TSS76482	4TSS88762	4TSS88602	4TSS114882	4TSS114762		

2R/4R - Welded concentric reducer



Ø	17,2/13,5	21,3/13,5	21,3/17,2	26,9/13,5	26,9/17,2	26,9/21,3	33,7/13,5	33,7/17,2	33,7/21,3	33,7/26,9
thickness (mm)	2	2	2	2	2	2	2	2	2	2
304L code	2R1713	2R2113	2R2117	2R2613	2R2617	2R2621	2R3313	2R3317	2R3321	2R3326
316L code	4R1713	4R2113	4R2117	4R2613	4R2617	4R2621	4R3313	4R3317	4R3321	4R3326
Ø	42,4/13,5	42,4/17,2	42,4/21,3	42,4/26,9	42,4/33,7	48,3/17,2	48,3/21,3	48,3/26,9	48,3/33,7	48,3/42,4
thickness (mm)	2	2	2	2	2	2	2	2	2	2
304L code	2R4213	2R4217	2R4221	2R4226	2R4233	2R4817	2R4821	2R4826	2R4833	2R4842
316L code	4R4213	4R4217	4R4221	4R4226	4R4233	4R4817	4R4821	4R4826	4R4833	4R4842
Ø	60,3/17,2	60,3/21,3	60,3/26,9	60,3/33,7	60,3/42,4	60,3/48,3	76,1/26,9	76,1/33,7	76,1/42,4	76,1/48,3
thickness (mm)	2	2	2	2	2	2	2	2	2	2
304L code	2R6017	2R6021	2R6026	2R6033	2R6042	2R6048	2R7626	2R7633	2R7642	2R7648
316L code	4R6017	4R6021	4R6026	4R6033	4R6042	4R6048	4R7626	4R7633	4R7642	4R7648
Ø	76,1/60,3	88,9/26,9	88,9/33,7	88,9/42,4	88,9/48,3	88,9/60,3	88,9/76,1	114,3/26,9	114,3/33,7	114,3/42,4
thickness (mm)	2	2	2	2	2	2	2	2	2	2
304L code	2R7660	2R8826	2R8833	2R8842	2R8848	2R8860	2R8876	2R11426	2R11433	2R11442
316L code	4R7660	4R8826	4R8833	4R8842	4R8848	4R8860	4R8876	4R11426	4R11433	4R11442
Ø	114,3/48,3	114,3/60,3	114,3/76,1	114,3/76,1	114,3/88,9	114,3/88,9	139,7/60,3	139,7/76,1	139,7/88,9	139,7/114,3
thickness (mm)	2	2	2	3	2	3	2	2	2	2
304L code	2R11448	2R11460	2R11476	2R114763	2R11488	2R114883	2R13960	2R13976	2R13988	2R139114
316L code	4R11448	4R11460	4R11476	4R114763	4R11488	4R114883	4R13960	4R13976	4R13988	4R139114
Ø	139,7/114,3	168,3/60,3	168,3/76,1	168,3/88,9	168,3/114,3	168,3/114,3	168,3/139,7	168,3/139,7	219,1/114,3	219,1/139,7
thickness (mm)	3	2	2	2	2	3	2	3	2	2
304L code	2R1391143	2R16860	2R16876	2R16888	2R168114	2R1681143	2R168139	2R1681393	2R219114	2R219139
316L code	4R1391143	4R16860	4R16876	4R16888	4R168114	4R1681143	4R168139	4R1681393	4R219114	4R219139
Ø	219,1/139,7	219,1/168,3	219,1/168,3	273/168,3	273/168,3	273/219,1	273/219,1	323,9/219,1	323,9/219,1	323,9/273
thickness (mm)	3	2	3	2	3	2	3	2	3	2
304L code	2R2191393	2R219168	2R2191683	2R273168	2R2731683	2R273219	2R2732193	2R323219	2R3232193	2R323273
316L code	4R2191393	4R219168	4R2191683	4R273168	4R2731683	4R273219	-	4R323219	4R3232193	4R323273
Ø	323,9/273	355,6/273	355,6/323,9	406,4/355,6	406,4/323,9	508/355,6	508/406,4	609,6/508	609/406,4	
thickness (mm)	3	3	3	3	3	3	3	3	3	
304L code	2R3232733	2R3552733	2R3553233	2R4063553	2R4063233	2R5083553	2R5084063	2R6095083	2R6094063	
316L code	4R3232733	4R3552733	4R3553233	4R4063553	4R4063233	4R5083553	4R5084063	4R6095083	4R6094063	

2FB/4FB - Cap



Ø	17,2	21,3	26,9	33,7	42,4	48,3	60,3	60,3	76,1	76,1
thickness (mm)	2	2	2	2	2	2	2	3	2	3
304L code	2FB17	2FB21	2FB26	2FB33	2FB42	2FB48	2FB60	2FB603	2FB76	2FB763
316L code	4FB17	4FB21	4FB26	4FB33	4FB42	4FB48	4FB60	4FB603	4FB76	4FB763
Ø	88,9	88,9	114,3	114,3	139,7	139,7	168,3	168,3	219,1	219,1
thickness (mm)	2	3	2	3	2	3	2	3	2	3
304L code	2FB88	2FB883	2FB114	2FB1143	2FB139	2FB1393	2FB168	2FB1683	2FB219	2FB2193
316L code	4FB88	4FB883	4FB114	4FB1143	4FB139	4FB1393	4FB168	4FB1683	4FB219	4FB2193

2FB/4FB - Cap (continued)



Ø	273	273	323,9	323,9	355,6	406,4	457	508	610
thickness (mm)	2	3	2	3	3	3	3	3	3
304L code	2FB273	2FB2733	2FB323	2FB3233	2FB3553	2FB4063	2FB4573	2FB5083	2FB6103
316L code	4FB273	4FB2733	4FB323	4FB3233	4FB3553	4FB4063	4FB4573	4FB5083	-

2CM/4CM - Pressed collar



Ø	17,2	21,3	26,9	33,7	42,4	48,3	60,3	60,3	76,1	76,1
thickness (mm)	2	2	2	2	2	2	2	3	2	3
304L code	2CM17	2CM21	2CM26	2CM33	2CM42	2CM48	2CM60	2CM603	2CM76	2CM763
316L code	4CM17	4CM21	4CM26	4CM33	4CM42	4CM48	4CM60	4CM603	4CM76	4CM763

Ø	88,9	88,9	114,3	114,3	139,7	139,7	168,3	168,3	219,1	219,1
thickness (mm)	2	3	2	3	2	3	2	3	2	3
304L code	2CM88	2CM883	2CM114	2CM1143	2CM139	2CM1393	2CM168	2CM1683	2CM219	2CM2193
316L code	4CM88	4CM883	4CM114	4CM1143	4CM139	4CM1393	4CM168	4CM1683	4CM219	4CM2193

Ø	273	273	323,9	323,9	356,6	406,4	458,3	508	609,3
thickness (mm)	2	3	2	3	3	3	3	3	3
304L code	2CM273	2CM2733	2CM323	2CM3233	2CM3553	2CM4063	2CM4583	2CM5083	2CM6103
316L code	4CM273	4CM2733	4CM323	4CM3233	4CM3553	4CM4063	4CM4583	4CM5083	4CM6103

ANSI standard

2LR/4LR - Welded bend schedule 10S



NPS	1/2"	3/4"	1"	1"1/4	1"1/2	2"	2"1/2	3"	4"	5"	6"	8"
thickness (mm)	2,11	2,11	2,77	2,77	2,77	2,77	3,05	3,05	3,05	3,4	3,4	3,76
304L code	2LR21S10	2LR26S10	2LR33S10	2LR42S10	2LR48S10	2LR60S10	2LR73S10	2LR88S10	2LR114S10	2LR141S10	2LR168S10	2LR219S10
316L code	4LR21S10	4LR26S10	4LR33S10	4LR42S10	4LR48S10	4LR60S10	4LR73S10	4LR88S10	4LR114S10	4LR141S10	4LR168S10	4LR219S10

2LE/4LE - Seamless bend schedule 10S



NPS	1/2"	3/4"	1"	1"1/4	1"1/2	2"	2"1/2	3"	4"	5"	6"	8"
thickness (mm)	2,11	2,11	2,77	2,77	2,77	2,77	3,05	3,05	3,05	3,4	3,4	3,76
304L code	2LE21S10	2LE26S10	2LE33S10	2LE42S10	2LE48S10	2LE60S10	2LE73S10	2LE88S10	2LE114S10	2LE141S10	2LE168S10	2LE219S10
316L code	4LE21S10	4LE26S10	4LE33S10	4LE42S10	4LE48S10	4LE60S10	4LE73S10	4LE88S10	4LE114S10	4LE141S10	4LE168S10	4LE219S10

2LR/4LR - Welded bend schedule 40S



NPS	1/2"	3/4"	1"	1"1/4	1"1/2	2"	2"1/2	3"	4"	5"	6"	8"
thickness (mm)	2,77	2,87	3,38	3,56	3,68	3,91	5,16	5,49	6,02	6,55	7,11	8,18
304L code	2LR21S40	2LR26S40	2LR33S40	2LR42S40	2LR48S40	2LR60S40	2LR73S40	2LR88S40	2LR114S40	2LR141S40	2LR168S40	2LR219S40
316L code	4LR21S40	4LR26S40	4LR33S40	4LR42S40	4LR48S40	4LR60S40	4LR73S40	4LR88S40	4LR114S40	4LR141S40	4LR168S40	4LR219S40

2LE/4LE - Seamless bend schedule 40S



NPS	3/8"	1/2"	3/4"	1"	1"1/4	1"1/2	2"	2"1/2	3"	4"	5"	6"	8"
thickness (mm)	2,31	2,77	2,87	3,38	3,56	3,68	3,91	5,16	5,49	6,02	6,55	7,11	8,18
304L code	-	2LE21S40	2LE26S40	2LE33S40	2LE42S40	2LE48S40	2LE60S40	2LE73S40	2LE88S40	2LE114S40	2LE141S40	2LE168S40	2LE219S40
316L code	4LE17S40	4LE21S40	4LE26S40	4LE33S40	4LE42S40	4LE48S40	4LE60S40	4LE73S40	4LE88S40	4LE114S40	4LE141S40	4LE168S40	4LE219S40



2LE/4LE - Seamless bend schedule 80S

NPS	1/2"	3/4"	1"	1 1/4"	1 1/2"	2"	2 1/2"	3"	4"
thickness (mm)	3,73	3,91	4,55	4,85	5,08	5,54	7,01	7,62	8,56
304L code	2LE21S80	2LE26S80	2LE33S80	2LE42S80	2LE48S80	2LE60S80	2LE73S80	2LE88S80	2LE114S80
316L code	4LE21S80	4LE26S80	4LE33S80	4LE42S80	4LE48S80	4LE60S80	4LE73S80	4LE88S80	4LE114S80



2TS/4TS - Welded tee schedule 10S

NPS	1/2"	3/4"	1"	1 1/4"	1 1/2"	2"	2 1/2"	3"	4"	5"	6"	8"
thickness (mm)	2,11	2,11	2,77	2,77	2,77	2,77	3,05	3,05	3,05	3,4	3,4	3,76
304L code	2TS21S10	2TS26S10	2TS33S10	2TS42S10	2TS48S10	2TS60S10	2TS73S10	2TS88S10	2TS114S10	2TS141S10	2TS168S10	2TS219S10
316L code	4TS21S10	4TS26S10	4TS33S10	4TS42S10	4TS48S10	4TS60S10	4TS73S10	4TS88S10	4TS114S10	4TS141S10	4TS168S10	4TS219S10



2TS/4TS - Seamless tee schedule 10S

NPS	1/2"	3/4"	1"	1 1/4"	1 1/2"	2"	2 1/2"	3"	4"	5"	6"	8"
thickness (mm)	2,11	2,11	2,77	2,77	2,77	2,77	3,05	3,05	3,05	3,4	3,4	3,76
304L code	2TS21S10E	2TS26S10E	2TS33S10E	2TS42S10E	2TS48S10E	2TS60S10E	2TS73S10E	2TS88S10E	2TS114S10E	2TS141S10E	2TS168S10E	2TS219S10E
316L code	4TS21S10E	4TS26S10E	4TS33S10E	4TS42S10E	4TS48S10E	4TS60S10E	4TS73S10E	4TS88S10E	4TS114S10E	4TS141S10E	4TS168S10E	4TS219S10E



2TS/4TS - Welded tee schedule 40S

NPS	1/2"	3/4"	1"	1 1/4"	1 1/2"	2"	2 1/2"	3"	4"	5"	6"	8"
thickness (mm)	2,77	2,87	3,38	3,56	3,68	3,91	5,16	5,49	6,02	6,55	7,11	8,18
304L code	2TS21S40	2TS26S40	2TS33S40	2TS42S40	2TS48S40	2TS60S40	2TS73S40	2TS88S40	2TS114S40	2TS141S40	2TS168S40	2TS219S40
316L code	4TS21S40	4TS26S40	4TS33S40	4TS42S40	4TS48S40	4TS60S40	4TS73S40	4TS88S40	4TS114S40	4TS141S40	4TS168S40	4TS219S40



2TS/4TS - Seamless tee schedule 40S

NPS	3/8"	1/2"	3/4"	1"	1 1/4"	1 1/2"	2"	2 1/2"	3"	4"	5"	6"	8"
thickness (mm)	2,31	2,77	2,87	3,38	3,56	3,68	3,91	5,16	5,49	6,02	6,55	7,11	8,18
304L code	-	2TS21S40E	2TS26S40E	2TS33S40E	2TS42S40E	2TS48S40E	2TS60S40E	2TS73S40E	2TS88S40E	2TS114S40E	2TS141S40E	2TS168S40E	2TS219S40E
316L code	4TS17S40E	4TS21S40E	4TS26S40E	4TS33S40E	4TS42S40E	4TS48S40E	4TS60S40E	4TS73S40E	4TS88S40E	4TS114S40E	4TS141S40E	4TS168S40E	4TS219S40E



2R/4R - Welded concentric reducer schedule 10S

NPS	26,7/21,3	33,4/21,3	33,4/26,7	42,2/26,7	42,2/33,4	48,3/33,4	48,3/42,2	60,3/42,2	60,3/48,3	73/48,3
304L code	2R2621S10	2R3321S10	2R3326S10	2R4226S10	2R4233S10	2R4833S10	2R4842S10	2R6042S10	2R6048S10	2R7348S10
316L code	4R2621S10	4R3321S10	4R3326S10	4R4226S10	4R4233S10	4R4833S10	4R4842S10	4R6042S10	4R6048S10	4R7348S10
NPS	73/60,3	88,9/60,3	88,9/73	114,3/73	114,3/88,9	141,3/114,3	141,3/88,9	168,3/114,3	168,3/141,3	219,1/168,3
304L code	2R7360S10	2R8860S10	2R8873S10	2R11473S10	2R11488S10	2R141114S10	2R14188S10	2R168114S10	-	2R219168S10
316L code	4R7360S10	4R8860S10	4R8873S10	4R11473S10	4R11488S10	4R141114S10	4R14188S10	4R168114S10	4R168141S10	4R219168S10



2R/4R - Seamless concentric reducer schedule 10S

NPS	26,7/21,3	33,4/21,3	33,4/26,7	42,2/26,7	42,2/33,4	48,3/33,4	48,3/42,2	60,3/42,2	60,3/48,3	73/48,3	73/60,3	88,9/60,3
304L code	2R2621S10E	2R3321S10E	2R3326S10E	2R4226S10E	2R4233S10E	2R4833S10E	2R4842S10E	2R6042S10E	2R6048S10E	2R7348S10E	2R7360S10E	2R8860S10E
316L code	4R2621S10E	4R3321S10E	4R3326S10E	4R4226S10E	4R4233S10E	4R4833S10E	4R4842S10E	4R6042S10E	4R6048S10E	4R7348S10E	4R7360S10E	4R8860S10E
NPS	88,9/73	114,3/60,3	114,3/73	114,3/88,9	141,3/114,3	141,3/88,9	168,3/114,3	168,3/141,3	219,1/168,3			
304L code	2R8873S10E	2R11460S10E	2R11473S10E	2R11488S10E	2R141114S10E	2R14188S10E	2R168114S10E	2R168141S10E	2R219168S10E			
316L code	4R8873S10E	4R11460S10E	4R11473S10E	4R11488S10E	4R141114S10E	4R14188S10E	4R168114S10E	4R168141S10E	4R219168S10E			

2R/4R - Welded concentric reducer schedule 40S



NPS	26,7/21,3	33,4/21,3	33,4/26,7	42,2/26,7	42,2/33,4	48,3/33,4	48,3/42,2	60,3/42,2	60,3/48,3
304L code	2R2621S40	2R3321S40	2R3326S40	2R4226S40	2R4233S40	2R4833S40	2R4842S40	2R6042S40	2R6048S40
316L code	4R2621S40	4R3321S40	4R3326S40	4R4226S40	4R4233S40	4R4833S40	4R4842S40	4R6042S40	4R6048S40
NPS	73/48,3	73/60,3	88,9/60,3	88,9/73	114,3/73	114,3/88,9	141,3/88,9	168,3/114,3	219,1/168,3
304L code	2R7348S40	2R7360S40	2R8860S40	2R8873S40	2R11473S40	2R11488S40	2R14188S40	2R168114S40	2R219168S40
316L code	4R7348S40	4R7360S40	4R8860S40	4R8873S40	4R11473S40	4R11488S40	4R14188S40	4R168114S40	4R219168S40

2R/4R - Seamless concentric reducer schedule 40S



NPS	26,7/21,3	33,4/21,3	33,4/26,7	42,2/26,7	42,2/33,4	48,3/33,4	48,3/42,2	60,3/42,2	60,3/48,3
304L code	2R2621S40E	2R3321S40E	2R3326S40E	2R4226S40E	2R4233S40E	2R4833S40E	2R4842S40E	2R6042S40E	2R6048S40E
316L code	4R2621S40E	4R3321S40E	4R3326S40E	4R4226S40E	4R4233S40E	4R4833S40E	4R4842S40E	4R6042S40E	4R6048S40E
NPS	73/48,3	73/60,3	88,9/60,3	114,3/73	114,3/88,9	141,3/114,3	141,3/88,9	168,3/114,3	168,3/141,3
304L code	2R7348S40E	2R7360S40E	2R8860S40E	2R11473S40E	2R11488S40E	2R141114S40E	2R14188S40E	2R168114S40E	2R168141S40E
316L code	4R7348S40E	4R7360S40E	4R8860S40E	4R11473S40E	4R11488S40E	4R141114S40E	-	-	-

2CAPS/4CAPS - Cap schedule 10S



NPS	1/2"	3/4"	1"	1"1/4	1"1/2	2"	2"1/2	3"	4"	5"	6"	8"
thickness (mm)	2,11	2,11	2,77	2,77	2,77	2,77	3,05	3,05	3,05	3,4	3,4	3,76
304L code	2CAPS21S10	2CAPS26S10	2CAPS33S10	2CAPS42S10	2CAPS48S10	2CAPS60S10	2CAPS73S10	2CAPS88S10	2CAPS114S10	2CAPS141S10	2CAPS168S10	2CAPS219S10
316L code	4CAPS21S10	4CAPS26S10	4CAPS33S10	4CAPS42S10	4CAPS48S10	4CAPS60S10	4CAPS73S10	4CAPS88S10	4CAPS114S10	4CAPS141S10	4CAPS168S10	4CAPS219S10

2CAPS/4CAPS - Cap schedule 40S



NPS	1/2"	3/4"	1"	1"1/4	1"1/2	2"	2"1/2	3"	4"	5"	6"	8"
thickness (mm)	2,77	2,87	3,38	3,56	3,68	3,91	5,16	5,49	6,02	6,55	7,11	8,18
304L code	2CAPS21S40	2CAPS26S40	2CAPS33S40	2CAPS42S40	2CAPS48S40	2CAPS60S40	2CAPS73S40	2CAPS88S40	2CAPS114S40	2CAPS141S40	2CAPS168S40	2CAPS219S40
316L code	4CAPS21S40	4CAPS26S40	4CAPS33S40	4CAPS42S40	4CAPS48S40	4CAPS60S40	4CAPS73S40	4CAPS88S40	4CAPS114S40	4CAPS141S40	4CAPS168S40	4CAPS219S40

2STUB/4STUB - Collar stub end schedule 10S




NPS	1/2"	3/4"	1"	1"1/4	1"1/2	2"	2"1/2	3"	4"	5"	6"	8"
thickness (mm)	2,11	2,11	2,77	2,77	2,77	2,77	3,05	3,05	3,05	3,4	3,4	3,76
304L code	2STUBA21S10	2STUBA26S10	2STUBA33S10	2STUBA42S10	2STUBA48S10	2STUBA60S10	2STUBA73S10	2STUBA88S10	2STUBA114S10	2STUBA141S10	2STUBA168S10	2STUBA219S10
316L code	4STUBA21S10	4STUBA26S10	4STUBA33S10	4STUBA42S10	4STUBA48S10	4STUBA60S10	4STUBA73S10	4STUBA88S10	4STUBA114S10	4STUBA141S10	-	-

2STUB/4STUB - Collar stub end schedule 40S



NPS	1/2"	3/4"	1"	1"1/4	1"1/2	2"	2"1/2	3"	4"	5"	6"	8"
thickness (mm)	2,77	2,87	3,38	3,56	3,68	3,91	5,16	5,49	6,02	6,55	7,11	8,18
304L code	2STUBA21S40	2STUBA26S40	2STUBA33S40	2STUBA42S40	2STUBA48S40	2STUBA60S40	2STUBA73S40	2STUBA88S40	2STUBA114S40	2STUBA141S40	2STUBA168S40	2STUBA219S40
316L code	4STUBA21S40	4STUBA26S40	4STUBA33S40	4STUBA42S40	4STUBA48S40	4STUBA60S40	4STUBA73S40	4STUBA88S40	4STUBA114S40	4STUBA141S40	4STUBA168S40	4STUBA219S40

Aluminium flanges



Individual packing

Dimensions acc. to DIN 2642 - Material: aluminium AS13 - PS: 10 bar.

ISO 9001

Aluminium AS13



ABT - Lap joint flange - Type A (metric) - PN10


DN	40	50	65	80	100	125	150	200	250	300	350
code	ABT44	ABT54	ABT70	ABT84	ABT104	ABT129	ABT154	ABT204	ABT254	ABT304	ABT354



ABT - Lap joint flange - Type C (ISO) - PN10

DN	10	15	20	25	32	40	50	65	80	100	125
code	ABT10FG	ABT15	ABT20	ABT25	ABT32	ABT40	ABT50	ABT65	ABT80	ABT100	ABT125
DN	150	200	250	300	350	400	450	500	600	700	
code	ABT150	ABT200	ABT250	ABT300	ABT350	ABT400	ABT450	ABT500	ABT600	ABT700	

Carbon steel flanges



Individual packing

Material: bichromated carbon steel - Dimensions acc. to DIN 2642 - PS: 10 bar - TS: -10°C/+180°C.

3.1
10 €/DN


ISO 9001

Bichromated carbon steel



ABE - Pressed lap joint flanges - PN10

DN	15	20	25	32	40	50	65	80	100	125	150
code	ABE15	ABE20	ABE25	ABE32	ABE40	ABE50	ABE65	ABE80	ABE100	ABE125	ABE150
DN	200	250	300	350	400	450	500				
code	ABE200	ABE250	ABE300	ABE350	ABE400	ABE450	ABE500				



Individual packing

Dimensions acc. to EN 1092-1 - Individual marking - Material: forged carbon steel P245GH or P235GH - When apply, galvanised coating for drinking water compatibility - PS: acc. to standard: 6 bar for PN6 flanges, 10 bar for PN10 flanges, etc. - TS: -10°C/+200°C.

3.1
10 €/DN

ISO 9001

Forged carbon steel PN6 to PN16 - S-First



2121 - Plate flange for welding - Type 01/A - FF PN10/16

DN	15	20	25	32	40	50	65	80	100/108*	100/114
PN	10/40	10/40	10/40	10/40	10/40	10/16	10/16	10/16	10/16	10/16
code	2121015	2121020	2121025	2121032	2121040	2121050	2121065	2121080	2121100	2121101
DN	125/133*	125/139	150/159*	150/168	250	250	300	300		
PN	10/16	10/16	10/16	10/16	10	16	10	16		
code	2121125	2121126	2121150	2121151	2121250	2121251	2121300	2121301		

* not included in EN 1092-1



2120 - Plate flange for welding - Type 01/A - FF PN10A (acc. to former NF29223)

DN	15	20	25	32	40	50	65	80	100/114	125/139	150/168
PN	10A	10A	10A	10A	10A	10A	10A	10A	10A	10A	10A
code	2120015	2120020	2120025	2120032	2120040	2120050	2120065	2120080	2120101	2120126	2120151



2124 - Weld-neck flange - Type 11/B1 - RF PN6

DN	15	20	25	32	40	50	65	80	100	125/139	150/168
PN	6	6	6	6	6	6	6	6	6	6	6
code	2151015	2151020	2151025	2151032	2124040	2124050	2124065	2124080	2124100	2124125	2124150



2100/2101 - Weld-neck flange - Type 11/B1 - RF PN10/16

DN	15	20	25	32	40	50	65	80	100	125	150	200	200
PN	10/40	10/16	10/16	10/16	10/16	10/16	10/16	10/16	10/16	10/16	10/16	10	16
code	2100015	2100020	2100025	2100032	2100040	2100050	2100065	2100080	2100100	2100125	2100150	2101200	2100200
DN	250	250	300	300									
PN	10	16	10	16									
code	2101250	2100250	2101300	2100300									



2123 - Hubbed threaded flange - Type 13/B1 - RF PN10/16

DN	15	20	25	32	40	50	65	80	100/114
PN	10/40	10/40	10/40	10/40	10/40	10/16	10/16	10/16	10/16
code	2123015	2123020	2123025	2123032	2123040	2123050	2123065	2123080	2123100



2122 - Blind flange - Type 05/A - FF PN10/16

DN	15	20	25	32	40	50	65	80	100	125	150	200	200
PN	10/40	10/40	10/40	10/40	10/40	10/16	10/16	10/16	10/16	10/16	10/16	10	16
code	2122015	2122020	2122025	2122032	2122040	2122050	2122065	2122080	2122100	2122125	2122150	2122200	2122201

■ Forged carbon steel PN6 to PN40



2160 - Flat flange - Type 01/A PN10/16 (EN 1092-1, feb. 2013)

DN	15	20	25	32	40	50	65	80	100/114	125/139	150/168	200	200
PN	10/40	10/40	10/40	10/40	10/40	10/16	10/16	10/16	10/16	10/16	10/16	10	16
code	2160015	2160020	2160025	2160032	2160040	2160050	2160065	2160080	2160100	2160125	2160150	2160200	2160201
DN	250	250	300	300	350	350	400	400					
PN	10	16	10	16	10	16	10	16					
code	2160250	2160251	2160300	2160301	2160350	2160351	2160400	2160401					



2151 - Weld-neck flange - Type 11/B1 - RF PN6

DN	15	20	25	32	40	50	65	80	100/114	125/139	150/168
PN	6	6	6	6	6	6	6	6	6	6	6
code	2151015	2151020	2151025	2151032	2151040	2151050	2151065	2151080	2151100	2151125	2151150



2152 - BW welding neck flange - Type 11/B1 PN10/16

DN	15	20	25	32	40	50	65	80	100/114	125/139	150/168	200	200
PN	10/40	10/40	10/40	10/40	10/40	10/16	10/16	10/16	10/16	10/16	10/16	PN10	PN16
code	2152015	2152020	2152025	2152032	2152040	2152050	2152065	2152080	2152100	2152125	2152150	2152200	2152201
DN	250	250	300	300	350	350	400	400					
PN	PN10	PN16	PN10	PN16	PN10	PN16	PN10	PN16					
code	2152250	2152251	2152300	2152301	2152350	2152351	2152400	2152401					

2153 - Galvanised weld-neck flange - Type 11/B1 - RF PN10/16



DN	15	20	25	32	40	50	65	80	100/114	125/139	150/168	200	200
PN	10/40	10/40	10/40	10/40	10/40	10/16	10/16	10/16	10/16	10/16	10/16	PN10	PN16
code	2153015	2153020	2153025	2153032	2153040	2153050	2153065	2153080	2153100	2153125	2153150	2153200	2153201
DN	250	250	300	300	350	350	400	400					
PN	PN10	PN16	PN10	PN16	PN10	PN16	PN10	PN16					
code	2153250	2153251	2153300	2153301	2153350	2153351	2153400	2153401					

2105 - Weld-neck flange - Type 11/B1 - RF PN25/40



DN	15	20	25	32	40	50	65	80	100/114	125/139	150/168	200	200
PN	10/40	10/40	10/40	10/40	10/40	25/40	25/40	25/40	25/40	25/40	25/40	25	40
code	2105015	2105020	2105025	2105032	2105040	2105050	2105065	2105080	2105100	2105125	2105150	2105200	2105201

2155 - Weld-neck flange - Type 11/E - Spigot PN25/40



DN	15	20	25	32	40	50	65	80	100/114	125/139	150/168	200	200
PN	10/40	10/40	10/40	10/40	10/40	25/40	25/40	25/40	25/40	25/40	25/40	25	40
code	2155015	2155020	2155025	2155032	2155040	2155050	2155065	2155080	2155100	2155125	2155150	2155200	2155201

2156 - Weld-neck flange - Type 11/F - Recess PN25/40



DN	15	20	25	32	40	50	65	80	100/114	125/139	150/168	200	200
PN	10/40	10/40	10/40	10/40	10/40	25/40	25/40	25/40	25/40	25/40	25/40	25	40
code	2156015	2156020	2156025	2156032	2156040	2156050	2156065	2156080	2156100	2156125	2156150	2156200	2156201

2157 - Hubbed threaded flange - Type 13/B1 - RF PN10/16



DN	15	20	25	32	40	50	65	80	100/114
PN	10/40	10/40	10/40	10/40	10/40	10/16	10/16	10/16	10/16
code	2157015	2157020	2157025	2157032	2157040	2157050	2157065	2157080	2157100

2158 - Galvanised hubbed threaded flange - Type 13/B1 - RF PN10/16




DN	15	20	25	32	40	50	65	80	100/114
PN	10/40	10/40	10/40	10/40	10/40	10/16	10/16	10/16	10/16
code	2158015	2158020	2158025	2158032	2158040	2158050	2158065	2158080	2158100

2161 - Blind flange - Type 05/A PN10/16



DN	15	20	25	32	40	50	65	80	100/114	125/139	150/168	200	200
PN	10/40	10/40	10/40	10/40	10/40	10/16	10/16	10/16	10/16	10/16	10/16	10	16
code	2161015	2161020	2161025	2161032	2161040	2161050	2161065	2161080	2161100	2161125	2161150	2161200	2161201
DN	250	250	300	300	350	350	400	400					
PN	10	16	10	16	10	16	10	16					
code	2161250	2161251	2161300	2161301	2161350	2161351	2161400	2161401					

Stainless steel flanges



Individual packing

Materials: stainless steel F304, F304L, F316 or F316L - PS: acc. to standard: 10 bar for PN10 flanges, 16 bar for PN16 flanges, etc.

3.1
10 €/DN
ISO 9001

■ Forged stainless steel PN10 to PN40

2BE/4BE - Pressed lap joint flanges - PN10 (DIN 2642)



DN	15	20	25	32	40	50	65	80	100	125	150	200
304L code	2BE15	2BE20	2BE25	2BE32	2BE40	2BE50	2BE65	2BE80	2BE100	2BE125	2BE150	2BE200
316L code	4BE15	4BE20	4BE25	4BE32	4BE40	4BE50	4BE65	4BE80	4BE100	4BE125	4BE150	4BE200
DN	250	300	350	400	450	500						
304L code	2BE250	2BE300	2BE350	2BE400	2BE450	2BE500						
316L code	4BE250	4BE300	4BE350	4BE400	4BE450	4BE500						

2PAS/4PAS - Plate flange for welding - Type 01/A - FF PN10/40



DN	10	15	20	25	32	40	50	65	80	100	125	150
PN	10/40	10/40	10/40	10/40	10/40	10/40	10/16	10/16	10/16	10/16	10/16	10/16
304L code	2PAS10	2PAS15	2PAS20	2PAS25	2PAS32	2PAS40	2PAS50	2PAS65	2PAS80	2PAS100	2PAS125	2PAS150
316L code	4PAS10	4PAS15	4PAS20	4PAS25	4PAS32	4PAS40	4PAS50	4PAS65	4PAS80	4PAS100	4PAS125	4PAS150
DN	200	200	250	250	300	300	350	400	400	450	500	500
PN	10	16	10	16	10	16	10	10	16	10	10	16
304L code	2PAS200	2PAS16200	2PAS250	2PAS16250	2PAS300	2PAS16300	2PAS350	2PAS400	2PAS16400	2PAS450	2PAS500	2PAS16500
316L code	4PAS200	4PAS16200	4PAS250	4PAS16250	4PAS300	4PAS16300	4PAS350	4PAS400	4PAS16400	4PAS450	4PAS500	4PAS16500
DN	600	600	700									
PN	10	16	10									
304L code	2PAS600	2PAS16600	2PAS700									
316L code	4PAS600	4PAS16600	4PAS700									

2PAS/4PAS - Plate flange for welding - Type 01/A - FF PN10

Thin version, approx. 30% vs standard.



DN	200	250	300	350	400	450	500	600	700	800	900	1000
PN	10	10	10	10	10	10	10	10	10	10	10	10
304L code	2PAS200A	2PAS250A	2PAS300A	2PAS350A	2PAS400A	2PAS450A	2PAS500A	2PAS600A	2PAS700A	2PAS800A	2PAS900A	2PAS1000A
316L code	4PAS200A	4PAS250A	4PAS300A	4PAS350A	4PAS400A	4PAS450A	4PAS500A	4PAS600A	4PAS700A	4PAS800A	4PAS900A	4PAS1000A

2PAS/4PAS - Plate flange for welding - Type 01/A - FF PN25/40



DN	50	65	80	100	125	150	200	200	250	250	300	300
PN	25/40	25/40	25/40	25/40	25/40	25/40	25	40	25	40	25	40
304L code	2PAS4050	2PAS4065	2PAS4080	2PAS40100	2PAS40125	2PAS40150	2PAS25200	2PAS40200	2PAS25250	2PAS40250	2PAS25300	2PAS40300
316L code	4PAS4050	4PAS4065	4PAS4080	4PAS40100	4PAS40125	4PAS40150	4PAS25200	4PAS40200	4PAS25250	4PAS40250	4PAS25300	4PAS40300

2PASB/4PASB - Plate flange for welding - Type 01/B - RF PN10/40



DN	15	20	25	32	40	50	65	80	100	125	150	200
PN	10/40	10/40	10/40	10/40	10/40	10/16	10/16	10/16	10/16	10/16	10/16	10
304L code	2PASB15	2PASB20	2PASB25	2PASB32	2PASB40	2PASB50	2PASB65	2PASB80	2PASB100	2PASB125	2PASB150	2PASB200
316L code	4PASB15	4PASB20	4PASB25	4PASB32	4PASB40	4PASB50	4PASB65	4PASB80	4PASB100	4PASB125	4PASB150	4PASB200

2COL/4COL - Weld-neck flange - Type 11/B - RF PN10/40



DN	15	20	25	32	40	50	65	80	100	125	150	200	200
PN	10/40	10/40	10/40	10/40	10/40	10/16	10/16	10/16	10/16	10/16	10/16	10	16
304L code	2COL15	2COL20	2COL25	2COL32	2COL40	2COL50	2COL65	2COL80	2COL100	2COL125	2COL150	2COL200	2COL16200
316L code	4COL15	4COL20	4COL25	4COL32	4COL40	4COL50	4COL65	4COL80	4COL100	4COL125	4COL150	4COL200	4COL16200
DN	250	250	300	300									
PN	10	16	10	16									
304L code	2COL250	2COL16250	2COL300	2COL16300									
316L code	4COL250	4COL16250	4COL300	4COL16300									

2COL/4COL - Weld-neck flange - Type 11/B - RF PN25/40



DN	50	65	80	100	125	150	200	200	250	250	300	300
PN	25/40	25/40	25/40	25/40	25/40	25/40	25	40	25	40	25	40
304L code	2COL4050	2COL4065	2COL4080	2COL40100	2COL40125	2COL40150	2COL25200	2COL40200	2COL25250	2COL40250	2COL25300	2COL40300
316L code	4COL4050	4COL4065	4COL4080	4COL40100	4COL40125	4COL40150	4COL25200	4COL40200	4COL25250	4COL40250	4COL25300	4COL40300

2BT/4BT - Loose plate flange - Type 02/A - FF PN10/40



DN	10	15	20	25	32	40	50	65	80	100	125	150	200
PN	10/40	10/40	10/40	10/40	10/40	10/40	10/16	10/16	10/16	10/16	10/16	10/16	10
304L code	2BT10	2BT15	2BT20	2BT25	2BT32	2BT40	2BT50	2BT65	2BT80	2BT100	2BT125	2BT150	2BT200
316L code	4BT10	4BT15	4BT20	4BT25	4BT32	4BT40	4BT50	4BT65	4BT80	4BT100	4BT125	4BT150	4BT200
DN	200	250	250	300	300	400							
PN	16	10	16	10	16	10							
304L code	2BT16200	2BT250	2BT16250	2BT300	2BT16300	2BT400							
316L code	4BT16200	4BT250	4BT16250	4BT300	4BT16300	4BT400							

2PT/4PT - Threaded flat flange - FF PN10/16



DN	10	15	20	25	32	40	50	65	80	100
PN	10/16	10/16	10/16	10/16	10/16	10/16	10/16	10/16	10/16	10/16
304L code	2PT10	2PT15	2PT20	2PT25	2PT32	2PT40	2PT50	2PT65	2PT80	2PT100
316L code	4PT10	4PT15	4PT20	4PT25	4PT32	4PT40	4PT50	4PT65	4PT80	4PT100

2TP/4TP - Blind flange - Type 05/A - FF PN10/40



DN	10	15	20	25	32	40	50	65	80	100	125	150
PN	10/40	10/40	10/40	10/40	10/40	10/40	10/16	10/16	10/16	10/16	10/16	10/16
304L code	2TP10	2TP15	2TP20	2TP25	2TP32	2TP40	2TP50	2TP65	2TP80	2TP100	2TP125	2TP150
316L code	4TP10	4TP15	4TP20	4TP25	4TP32	4TP40	4TP50	4TP65	4TP80	4TP100	4TP125	4TP150

DN	200	200	250	250	300	300	350	400	500	600	700
PN	10	16	10	16	10	16	10	10	10	10	10
304L code	2TP200	2TP16200	2TP250	2TP16250	2TP300	2TP16300	2TP350	2TP400	2TP500	2TP600	-
316L code	4TP200	4TP16200	4TP250	4TP16250	4TP300	4TP16300	4TP350	4TP400	4TP500	4TP600	4TP700

2TP/4TP - Blind flange - Type 05/A - FF PN10

* Thin version, approx. 30% thinner vs standard.



DN	200	250	300	350	400	450	500	600
PN	10	10	10	10	10	10	10	10
304L code	2TP200A	2TP250A	2TP300A	2TP350A	2TP400A	2TP450A	2TP500A	2TP600A
316L code	4TP200A	4TP250A	4TP300A	4TP350A	4TP400A	4TP450A	4TP500A	4TP600A

2TP/4TP - Blind flange - Type 05/A - FF PN25/40



DN	50	65	80	100	125	150	200	200	250	250	300	300
PN	25/40	25/40	25/40	25/40	25/40	25/40	25	40	25	40	25	40
304L code	2TP4050	2TP4065	2TP4080	2TP40100	2TP40125	2TP40150	2TP25200	2TP40200	2TP25250	2TP40250	2TP25300	2TP40300
316L code	4TP4050	4TP4065	4TP4080	4TP40100	4TP40125	4TP40150	4TP25200	4TP40200	4TP25250	4TP40250	4TP25300	4TP40300

2TPB/4TPB - Blind flange - Type 05/B - RF PN10/40



DN	15	20	25	32	40	50	65	80	100	125	150	200
PN	10/40	10/40	10/40	10/40	10/40	10/16	10/16	10/16	10/16	10/16	10/16	10
304L code	2TPB15	2TPB20	2TPB25	2TPB32	2TPB40	2TPB50	2TPB65	2TPB80	2TPB100	2TPB125	2TPB150	2TPB200
316L code	4TPB15	4TPB20	4TPB25	4TPB32	4TPB40	4TPB50	4TPB65	4TPB80	4TPB100	4TPB125	4TPB150	4TPB200

■ Forged stainless steel ANSI150/300

2WN/4WN - Weld-neck flange schedule 40 - Type 11/B - RF ANSI150



DN	15	20	25	32	40	50	65	80	100	125	150	200	250
304L code	2WN2015	2WN2020	2WN2025	2WN2032	2WN2040	2WN2050	2WN2065	2WN2080	2WN20100	2WN20125	2WN20150	2WN20200	2WN20250
316L code	4WN2015	4WN2020	4WN2025	4WN2032	4WN2040	4WN2050	4WN2065	4WN2080	4WN20100	4WN20125	4WN20150	4WN20200	4WN20250

2SO/4SO - Hubbed slip-on flange for welding - Type 12/B - RF ANSI150



DN	15	20	25	32	40	50	65	80	100	125	150	200	250
304L code	2SO2015	2SO2020	2SO2025	2SO2032	2SO2040	2SO2050	2SO2065	2SO2080	2SO20100	2SO20125	2SO20150	2SO20200	2SO20250
316L code	4SO2015	4SO2020	4SO2025	4SO2032	4SO2040	4SO2050	4SO2065	4SO2080	4SO20100	4SO20125	4SO20150	4SO20200	4SO20250

2LJ/4LJ - Lap joint flange - FF ANSI 150



DN	15	20	25	32	40	50	65	80	100	125	150	200
304L code	-	-	2LJ2025	-	-	2LJ2050	-	2LJ2080	2LJ20100	2LJ20125	2LJ20150	-
316L code	4LJ2015	4LJ2020	4LJ2025	4LJ2032	4LJ2040	4LJ2050	4LJ2065	4LJ2080	4LJ20100	4LJ20125	4LJ20150	4LJ20200

2B/4B - Blind flange - Type 05/B - RF ANSI 150



DN	15	20	25	32	40	50	65	80	100	125	150	200	250
304L code	2B2015	2B2020	2B2025	2B2032	2B2040	2B2050	2B2065	2B2080	2B20100	2B20125	2B20150	2B20200	2B20250
316L code	4B2015	4B2020	4B2025	4B2032	4B2040	4B2050	4B2065	4B2080	4B20100	4B20125	4B20150	4B20200	4B20250

4WN - Weld-neck flange - Type 11/B - RF ANSI 300



DN	15	20	25	32	40	50	65	80	100
316L code	4WN5015	4WN5020	4WN5025	4WN5032	4WN5040	4WN5050	4WN5065	4WN5080	4WN50100

4SO - Hubbed slip-on flange for welding - Type 12/B - RF ANSI 300



DN	15	20	25	32	40	50	65	80	100	125	150	200
316L code	4SO5015	4SO5020	4SO5025	4SO5032	4SO5040	4SO5050	4SO5065	4SO5080	4SO50100	4SO50125	4SO50150	4SO50200

4LJ - Lap joint flange - FF ANSI 300



DN	15	20	25	32	40	50	65	80	100
304L code	4LJ5015	4LJ5020	4LJ5025	-	4LJ5040	4LJ5050	-	4LJ5080	4LJ50100

4B - Blind flange - Type 05/B - RF ANSI300



DN	15	20	25	32	40	50	65	80	100	125	150	200
316L code	4B5015	4B5020	4B5025	4B5032	4B5040	4B5050	4B5065	4B5080	4B50100	-	4B50150	4B50200

Flange sets & accessories



Flange sets

Includes: 2100/2101 series flanges, gaskets (when applies), bolts or screws.

ref.	valve type	DN	15	20	25	32	40	50	65	80	100	125	150	200	250	300
2130	2 way PN16 valve	code	2130015	2130020	2130025	2130032	2130040	2130050	2130065	2130080	2130100	2130125	2130150	2130200	-	-
2130	2 way PN10 valve	code	2130015	2130020	2130025	2130032	2130040	2130050	2130065	2130080	2130100	2130125	2130150	2131200	-	-
2132	3 way PN16 valve	code	-	-	-	-	-	2132050	2132065	2132080	2132100	2132125	2132150	2132200	-	-
2150	expansion joint	code	-	-	-	2150032	2150040	2150050	2150065	2150080	2150100	2150125	2150150	2150200	2150250	2150300
2104	check valve 364 type EN 558 series 97	code	-	-	-	-	2104040	2104050	2104065	2104080	2104100	2104125	2104150	2104200	2104250	2104300
2102	check valve 370 type EN 558 series 50	code	-	-	-	-	-	2102050	2102065	2102080	2102100	2102125	2102150	2102200	2102250	2102300
2112	wafer butterfly valve	code	-	-	-	-	2112040	2112050	2112065	2112080	2112100	2112125	2112150	2112200	2112250	2112300
2113	lug butterfly valve	code	-	-	-	2113032	2113040	2113050	2113065	2113080	2113100	2113125	2113150	2113200	2113250	2113300
2134	knife gate valve	code	-	-	-	-	-	2134050	2134065	2134080	2134100	2134125	2134150	2134200	2134250	2134300

Flange gaskets

Universal: water, oil, steam, gas / TS: 150°C - **CSA 50:** air, water, steam < 150°C / TS: 190°C - **CSA 25:** air, hot water / TS: 150°C - **CSA 120:** steam / TS: 250°C - **PTFE:** hydrocarbons / TS: 180°C - **Graphoil:** high temperature & high pressure / TS: 450°C / PS: 120 bar.



DN	10	15	20	25	32	40	50	65	80	100	125	150	200	250	300
universal code	-	9802104	9802105	9802106	9802107	9802108	9802109	9802110	9802111	9802112	9802113	9802114	9802115	9802116	9802117
CSA 50 code	JCSA10	JCSA15	JCSA20	JCSA25	JCSA32	JCSA40	JCSA50	JCSA65	JCSA80	JCSA100	JCSA125	JCSA150	JCSA200	-	JCSA300
CSA 25 code	JB10	JB15	JB20	JB25	JB32	JB40	JB50	JB65	JB80	JB100	JB125	JB150	JB200	JB250	JB300
CSA 120 code	JCSC10	JCSC15	JCSC20	JCSC25	JCSC32	JCSC40	JCSC50	JCSC65	JCSC80	JCSC100	JCSC125	JCSC150	JCSC200	JCSC250	JCSC300
PTFE code	JPTFE10	JPTFE15	JPTFE20	JPTFE25	JPTFE32	JPTFE40	JPTFE50	JPTFE65	JPTFE80	JPTFE100	JPTFE125	JPTFE150	JPTFE200	JPTFE250	JPTFE300
graphoil code	JGRAF10	JGRAF15	JGRAF20	JGRAF25	JGRAF32	JGRAF40	JGRAF50	JGRAF65	JGRAF80	JGRAF100	JGRAF125	JGRAF150	JGRAF200	-	-
	DN	350	400	500											
	CSA 25 code	JB350	JB400	JB500											



Carbon steel bolt sets

ref.	valve type	DN	40	50	65	80	100	125	150	200	250	300
2103	PN16 valve	number of bolts	8	8	8	16	16	16	16	24		
		Ø x L (mm)	16x50	16x50	16x60	16x60	16x60	16x70	20x70	20x70		
		code	2103040	2103050	2103065	2103080	2103100	2103125	2103150	2103200	-	-
2110	wafer butterfly valve	number of bolts	4	4	4	8	8	8	8	8	12	12
		Ø x L (mm)	16x90	16x100	16x110	16x110	16x120	16x130	20x140	20x140	20x160	20x160
		code	2110040	2110050	2110065	2110080	2110100	2110125	2110150	2110200	2110250	2110300
2111	lug butterfly valve	number of bolts	8	8	8	16	16	16	16	16	24	24
		Ø x L (mm)	16x30	16x35	16x35	16x40	16x40	16x45	20x45	20x45	20x50	20x60
		code	2111040	2111050	2111065	2111080	2111100	2111125	2111150	2111200	2111250	2111300

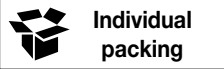


Stainless steel bolt sets

ref.	flange type	DN	15	20	25	32	40	50	65	80	100	125	150	200	250	300	350	400	
KB10	for PN10 flanges	number of bolts	4	4	4	4	4	4	8	8	8	8	8	8	12	12	16	16	
		diameter	M12	M12	M12	M16	M16	M16	M16	M16	M16	M16	M16	M20	M20	M20	M20	M20	M24
		L (mm)	45	50	50	50	50	50	50	60	60	60	70	80	80	80	80	90	100
		code	KB1015	KB1020	KB1025	KB1032	KB1040	KB1050	KB1065	KB1080	KB10100	KB10125	KB10150	KB10200	KB10250	KB10300	KB10350	KB10400	
KB16	for PN16 flanges	number of bolts	4	4	4	4	4	4	8	8	8	8	8	12	12	12	16	16	
		diameter	M12	M12	M12	M16	M16	M16	M16	M16	M16	M16	M16	M20	M20	M24	M24	M24	M27
		L (mm)	45	50	50	50	50	50	50	60	60	60	70	80	80	90	90	100	100
		code	KB1015	KB1020	KB1025	KB1032	KB1040	KB1050	KB1065	KB1080	KB10100	KB10125	KB10150	KB10200	KB10250	KB10300	KB10350	KB10400	
KB40	for PN40 flanges	number of bolts	4	4	4	4	4	4	4	8	8	8	8	8	12	12	16	16	
		diameter	M12	M12	M12	M16	M16	M16	M16	M16	M16	M20	M24	M24	M27	M30	M30	M33	M36
		L (mm)	50	55	55	60	60	60	60	70	70	80	90	90	90	100	100	120	140
		code	KB4015	KB4020	KB4025	KB4032	KB4040	KB4050	KB4065	KB4080	KB40100	KB40125	KB40150	KB40200	KB40250	KB40300	KB40350	KB40400	

Cam-lock couplings

■ Brass



Individual packing

Excluded from 2014/68/EU Directive (art. 4, §3) - MIL-C-27487 & A-A-59326 - For all common fluids - Brass body - Brass cams - NBR gasket (for coupling) - PS: see table below - TS: -10°C/+60°C.

ISO 9001

Max. allowable pressure

Ø	1/2"	3/4"	1"	1"1/4"	1"1/2"	2"	2"1/2"	3"	4"
bar	11	16	16	16	16	16	11	9	7



2261 - Female adaptor A

Ø	1/2"	3/4"	1"	1"1/4"	1"1/2"	2"	2"1/2"	3"	4"
code	2261004	2261005	2261006	2261007	2261008	2261009	2261010	2261011	2261012



2262 - Male coupling B

Ø	1/2"	3/4"	1"	1"1/4"	1"1/2"	2"	2"1/2"	3"	4"
code	2262004	2262005	2262006	2262007	2262008	2262009	2262010	2262011	2262012



2263 - Hose coupling C

Ø	1/2"	3/4"	1"	1"1/4"	1"1/2"	2"	2"1/2"	3"	4"
code	2263004	2263005	2263006	2263007	2263008	2263009	2263010	2263011	2263012



2264 - Female coupling D

Ø	1/2"	3/4"	1"	1"1/4"	1"1/2"	2"	2"1/2"	3"	4"
code	2264004	2264005	2264006	2264007	2264008	2264009	2264010	2264011	2264012



2265 - Hose adaptor E

Ø	1/2"	3/4"	1"	1"1/4"	1"1/2"	2"	2"1/2"	3"	4"
code	2265004	2265005	2265006	2265007	2265008	2265009	2265010	2265011	2265012



2266 - Male adaptor F

Ø	1/2"	3/4"	1"	1"1/4"	1"1/2"	2"	2"1/2"	3"	4"
code	2266004	2266005	2266006	2266007	2266008	2266009	2266010	2266011	2266012



2267 - Cap coupling DC

Ø	1/2"	3/4"	1"	1"1/4"	1"1/2"	2"	2"1/2"	3"	4"
code	2267004	2267005	2267006	2267007	2267008	2267009	2267010	2267011	2267012



2268 - Plug adaptor DP

Ø	1/2"	3/4"	1"	1"1/4"	1"1/2"	2"	2"1/2"	3"	4"
code	2268004	2268005	2268006	2268007	2268008	2268009	2268010	2268011	2268012

Aluminium



Individual packing

Excluded from 2014/68/EU Directive (art. 4, §3) - MIL-C-27487 & A-A-59326 - For all common fluids - Aluminium body - Brass cams - NBR gasket (for coupling) - PS: see table below - TS: -10°C/+60°C.

ISO 9001

Max. allowable pressure

Ø	1/2"	3/4"	1"	1"1/4	1"1/2	2"	2"1/2	3"	4"
bar	11	16	16	16	16	16	11	9	7

2201 - Female adaptor A



Ø	1/2"	3/4"	1"	1"1/4	1"1/2	2"	2"1/2	3"	4"
code	2201004	2201005	2201006	2201007	2201008	2201009	2201010	2201011	2201012

2202 - Male coupling B



Ø	1/2"	3/4"	1"	1"1/4	1"1/2	2"	2"1/2	3"	4"
code	2202004	2202005	2202006	2202007	2202008	2202009	2202010	2202011	2202012

2203 - Hose coupling C



Ø	1/2"	3/4"	1"	1"1/4	1"1/2	2"	2"1/2	3"	4"
code	2203004	2203005	2203006	2203007	2203008	2203009	2203010	2203011	2203012

2204 - Female coupling D



Ø	1/2"	3/4"	1"	1"1/4	1"1/2	2"	2"1/2	3"	4"
code	2204004	2204005	2204006	2204007	2204008	2204009	2204010	2204011	2204012

2205 - Hose adaptor E



Ø	1/2"	3/4"	1"	1"1/4	1"1/2	2"	2"1/2	3"	4"
code	2205004	2205005	2205006	2205007	2205008	2205009	2205010	2205011	2205012

2206 - Male adaptor F



Ø	1/2"	3/4"	1"	1"1/4	1"1/2	2"	2"1/2	3"	4"
code	2206004	2206005	2206006	2206007	2206008	2206009	2206010	2206011	2206012

2207 - Cap coupling DC




Ø	1/2"	3/4"	1"	1"1/4	1"1/2	2"	2"1/2	3"	4"
code	2207004	2207005	2207006	2207007	2207008	2207009	2207010	2207011	2207012

2208 - Plug adaptor DP



Ø	1/2"	3/4"	1"	1"1/4	1"1/2	2"	2"1/2	3"	4"
code	2208004	2208005	2208006	2208007	2208008	2208009	2208010	2208011	2208012

■ Stainless steel CF8M BSP



Individual packing

Excluded from 2014/68/EU Directive (art. 4, §3) - MIL-C-27487 & A-A-59326 - For all common fluids - Stainless steel CF8M body & cams - NBR gasket (for coupling) - PS: see table below - TS: -10°C/+60°C.

ISO 9001

Max. allowable pressure

Ø	1/2"	3/4"	1"	1"1/4"	1"1/2"	2"	2"1/2"	3"	4"
bar	11	18	18	18	18	18	16	14	14

2241 - Female adaptor A

Ø	1/2"	3/4"	1"	1"1/4"	1"1/2"	2"	2"1/2"	3"	4"
code	2241004	2241005	2241006	2241007	2241008	2241009	2241010	2241011	2241012

2242 - Male coupling B

Ø	1/2"	3/4"	1"	1"1/4"	1"1/2"	2"	2"1/2"	3"	4"
code	2242004	2242005	2242006	2242007	2242008	2242009	2242010	2242011	2242012

2243 - Hose coupling C

Ø	1/2"	3/4"	1"	1"1/4"	1"1/2"	2"	2"1/2"	3"	4"
code	2243004	2243005	2243006	2243007	2243008	2243009	2243010	2243011	2243012

2244 - Female coupling D

Ø	1/2"	3/4"	1"	1"1/4"	1"1/2"	2"	2"1/2"	3"	4"
code	2244004	2244005	2244006	2244007	2244008	2244009	2244010	2244011	2244012

2245 - Hose adaptor E

Ø	1/2"	3/4"	1"	1"1/4"	1"1/2"	2"	2"1/2"	3"	4"
code	2245004	2245005	2245006	2245007	2245008	2245009	2245010	2245011	2245012

2246 - Male adaptor F

Ø	1/2"	3/4"	1"	1"1/4"	1"1/2"	2"	2"1/2"	3"	4"
code	2246004	2246005	2246006	2246007	2246008	2246009	2246010	2246011	2246012

2247 - Cap coupling DC

Ø	1/2"	3/4"	1"	1"1/4"	1"1/2"	2"	2"1/2"	3"	4"
code	2247004	2247005	2247006	2247007	2247008	2247009	2247010	2247011	2247012

2248 - Cap adaptor DP

Ø	1/2"	3/4"	1"	1"1/4"	1"1/2"	2"	2"1/2"	3"	4"
code	2248004	2248005	2248006	2248007	2248008	2248009	2248010	2248011	2248012

■ Spare gaskets for cam-lock couplings B, C, D & DC

(brass, aluminium or stainless steel)

Ø	1/2"	3/4"	1"	1"1/4"	1"1/2"	2"	2"1/2"	3"	4"
code	9830850	9830851	9830852	9830853	9830854	9830855	9830856	9830857	9830858
code	9830860	9830861	9830862	9830863	9830864	9830865	9830866	9830867	9830868
code	9830870	9830871	9830872	9830873	9830874	9830875	9830876	9830877	9830878
code	9830880	9830881	9830882	9830883	9830884	9830885	9830886	9830887	9830888

EPDM

NBR

FKM

PTFE + FKM

■ Polypropylene (BSP)



Individual packing

Excluded from 2014/68/EU Directive (art. 4, §3) - MIL-C-27487 & A-A-59326 - Fiberglass reinforced PP body - White EPDM gasket - F304 cams - PS: 6 bar - TS: 0°C/+80°C.

ISO 9001



Female adaptor A

DN	15	20	25	32	40	50	80	100
Ø	1/2"	3/4"	1"	1"1/4	1"1/2	2"	3"	4"
code	2211004	2211005	2211006	2211007	2211008	2211009	2211011	2211012



Male coupling B

DN	15	20	25	32	40	50	80	100
Ø	1/2"	3/4"	1"	1"1/4	1"1/2	2"	3"	4"
code	2212004	2212005	2212006	2212007	2212008	2212009	2212011	2212012



Hose coupling C

DN	15	20	25	32	40	50	80	100
Ø (mm)	20	25	32	40	50	63	90	110
code	2213004	2213005	2213006	2213007	2213008	2213009	2213011	2213012



Female coupling D

DN	15	20	25	32	40	50	80	100
Ø	1/2"	3/4"	1"	1"1/4	1"1/2	2"	3"	4"
code	2214004	2214005	2214006	2214007	2214008	2214009	2214011	2214012



Hose adaptor E

DN	15	20	25	32	40	50	80	100
Ø (mm)	20	25	32	40	50	63	90	110
code	2215004	2215005	2215006	2215007	2215008	2215009	2215011	2215012



Male adaptor F

DN	15	20	25	32	40	50	80	100
Ø	1/2"	3/4"	1"	1"1/4	1"1/2	2"	3"	4"
code	2216004	2216005	2216006	2216007	2216008	2216009	2216011	2216012



Cap coupling DC

DN	15	20	25	32	40	50	80	100
code	2217004	2217005	2217006	2217007	2217008	2217009	2217011	2217012




Cap adaptor DP

DN	15	20	25	32	40	50	80	100
code	2218004	2218005	2218006	2218007	2218008	2218009	2218011	2218012

Guillemin symmetrical couplings

■ Aluminium



Individual packing

NF-EN 29572 - For irrigation, fire network, hydrocarbon & common fluids - Aluminium body - White NBR gasket - PS: 16 bar - TS: -10°C/+80°C.

ISO 9001



2410 - Hose coupling

Ø	20/25	25/30	32/35	40/40	40/45	50/55	65/70	80/90	100/110	100/105	150/152
code	2410020	2410025	2410032	2410040	2410041	2410050	2410065	2410080	2410100	2410101	2410150



2411 - Hose coupling

Ø	50/51	65/63	80/76	80/81	100/100
code	2411050	2411065	2411080	2411081	2411100



2416 - Female coupling without lock

Ø	20	25	32	40	50	65	80	100
code	2416020	2416025	2416032	2416040	2416050	2416065	2416080	2416100



2415 - Male coupling without lock

Ø	20	25	32	40	50	65	80	100
code	2415020	2415025	2415032	2415040	2415050	2415065	2415080	2415100



2414 - Female coupling with lock

Ø	20	25	32	40	50	65	80	100	150
code	2414020	2414025	2414032	2414040	2414050	2414065	2414080	2414100	2414150



2413 - Male coupling with lock

Ø	20	25	32	40	50	65	80	100	150
code	2413020	2413025	2413032	2413040	2413050	2413065	2413080	2413100	2413150



2417 - Cap with lock

Ø	20	25	32	40	50	65	80	100	150
code	2417020	2417025	2417032	2417040	2417050	2417065	2417080	2417100	2417150



2412 - Reduced coupling with lock

Ø	40/20	40/25	40/32	50/25	50/32	50/40	65/40	65/50	80/40	80/50	80/65
code	2412040	2412041	2412042	2412050	2412051	2412053	2412065	2412066	2412080	2412081	2412082
Ø	100/40	100/50	100/65	100/80	150/100						
code	2412100	2412101	2412102	2412103	2412150						

■ Spare gaskets for Guillemin symmetrical couplings


DN	20	25	32	40	50	65	80	100
code	9830837	9830830	9830831	9830832	9830833	9830834	9830835	9830836
code	9830820	9830821	9830822	9830823	9830824	9830825	9830826	9830827
code	9830847	9830840	9830841	9830842	9830843	9830844	9830845	9830846

WHITE EPDM

WHITE NBR

FKM

■ Stainless steel CF8M



Individual packing

NF-EN 29572 - For irrigation, fire network, hydrocarbon & common fluids - Stainless steel CF8M body - FKM gasket - PS: 16 bar - TS: -10°C/+180°C.

ISO 9001



2420 - Hose coupling

Ø	20/25	25/30	32/35	40/45	50/55	65/70	80/90	100/110
code	2420020	2420025	2420032	2420040	2420050	2420065	2420080	2420100



2421 - Hose coupling

Ø	40/40	50/51	65/63	80/76	100/100
code	2421040	2421050	2421065	2421080	2421100



2426 - Female coupling without lock

Ø	20	25	32	40	50	65	80	100
code	2426020	2426025	2426032	2426040	2426050	2426065	2426080	2426100



2425 - Male coupling without lock

Ø	20	25	32	40	50	65	80	100
code	2425020	2425025	2425032	2425040	2425050	2425065	2425080	2425100



2424 - Female coupling with lock

Ø	20	25	32	40	50	65	80	100
code	2424020	2424025	2424032	2424040	2424050	2424065	2424080	2424100



2423 - Male coupling with lock

Ø	20	25	32	40	50	65	80	100
code	2423020	2423025	2423032	2423040	2423050	2423065	2423080	2423100



2428 - Welding with lock

Ø	15	20	25	32	40	50	65	80	100
code	2428015	2428020	2428025	2428032	2428040	2428050	2428065	2428080	2428100



2427 - Cap with lock

Ø	20	25	32	40	50	65	80	100
code	2427020	2427025	2427032	2427040	2427050	2427065	2427080	2427100



2429 - Cap without lock

Ø	25	32	40	50	65	80	100
code	2429025	2429032	2429040	2429050	2429065	2429080	2429100



2422 - Reduced coupling with lock

Ø	50/40	65/40	65/50	80/50	80/65	100/40	100/50	100/65	100/80
code	2422053	2422065	2422066	2422081	2422082	2422100	2422101	2422102	2422103



Single spanner wrench - steel
(for DN20 to DN65)


code	9830897
------	---------



Universal spanner wrench - steel
(for DN20 to DN115)

code	9830898
------	---------

Express fittings - NF standard



Individual packing

Excluded from 2014/68/EU Directive (art. 4, §3) - For water & compressed air - Distance between claws: 41 mm - NFE 29573 - Brass body - **⚠ Not compatible with DIN standard.**

ISO 9001

■ Brass - Without gasket

PS: 10 bar - TS: -5°C/+60°C.

2285 - Hose coupling



Ø	7	9	11	13	16	19	22	25
code	2285007	2285009	2285011	2285013	2285016	2285019	2285022	2285025

2286 - Male coupling



Ø	1/4"	3/8"	1/2"	3/4"	1"	1"1/4"
code	2286002	2286003	2286004	2286005	2286006	2286007

2287 - Female coupling



Ø	1/4"	3/8"	1/2"	3/4"	1"	1"1/4"
code	2287002	2287003	2287004	2287005	2287006	2287007



2288 - Cap coupling

for all references	
code	2288001

■ Brass - With NBR gasket

PS: 10 bar - TS: -5°C/+60°C.

2280 - Hose coupling



Ø	7	9	11	13	16	19	22	25
code	2280007	2280009	2280011	2280013	2280016	2280019	2280022	2280025

Spare gasket Ø 22 - NBR



for all references	
code	9830984

2281 - Male coupling



Ø	1/4"	3/8"	1/2"	3/4"	1"	1"1/4"
code	2281002	2281003	2281004	2281005	2281006	2281007

Black gasket Ø 16 w/ reduced hole - NBR



for all references	
code	9830983

2282 - Female coupling



Ø	1/4"	3/8"	1/2"	3/4"	1"	1"1/4"
code	2282002	2282003	2282004	2282005	2282006	2282007

2283 - Cap coupling




for all references	
code	2283001

98440 - Claw clamp



Ref.	15	17	20	23	26	29	32	36	38
Ø ext.	14-16	16-18	19-21	22-24	25-27	28-30	31-33	34-37	37-39
Ø int.	7	9	10	11	13	16-19	19	22	25
code	9844015	9844017	9844020	9844023	9844026	9844029	9844032	9844036	9844038



Individual packing

Excluded from 2014/68/EU Directive (art. 4, §3) - For all common fluids - Distance between claws: 41 mm - NFE 29573 - Stainless steel CF8M body - **⚠ Not compatible with DIN standard.**

ISO 9001

■ Stainless steel CF8M - With FKM gasket

PS: 10 bar - TS: -5°C/+150°C.

2290 - Hose coupling



Ø	16	19	25
code	2290016	2290019	2290025

2291 - Male coupling



Ø	1/2"	3/4"	1"
code	2291004	2291005	2291006

2292 - Female coupling



Ø	1/2"	3/4"	1"
code	2292004	2292005	2292006

2293 - Cap coupling



for all references	
code	2293001

Spare gasket Ø 15 - FKM



for all references	
code	9830986

Flange adaptors & couplings

Excluded from 2014/68/EU Directive (article 1, §2.b) - Construction acc. to EN 14525 - For water supply & distribution networks - Flanged PN10/16 - GGG50 body - Epoxy coating 250 µm - EPDM gasket - Geomet 500 coated bolting - PS: 16 bar (except 2507 & 2509: see table) - TS: 0°C/+60°C.



■ Couplings

2505 - Universal coupling for rigid pipes

Suitable for rigid pipes, such as cast iron, carbon steel, PVC, asbestos cement. **⚠ Not suitable for PE pipes.**



Ø ext. min.	58	68	84	109	133	157	194	218	242	266	280	302	324
Ø ext. max.	74	84	105	133	157	183	215	242	268	291	305	327	350
length (mm)	200	200	200	210	210	230	230	250	250	250	275	275	290
code	2505050	2505065	2505080	2505100	2505125	2505150	2505200	2505201	2505250	2505251	2505252	2505300	2505301
Ø ext. min.	352	386	410	436									
Ø ext. max.	378	410	436	462									
length (mm)	290	290	290	290									
code	2505350	2505351	2505400	2505401									

2507 - Universal coupling


Suitable for rigid pipes, such as cast iron, carbon steel, PVC, PE-HD, asbestos cement - With mechanical locking ring to avoid axial movement of the pipes.



Ø ext. min.	46	70	88	108	133	159	200	250	315				
Ø ext. max.	70	95	123	143	168	194	235	285	350				
PS (bar)	16	16	16	16	16	16	16	10	10				
length (mm)	240	240	250	250	260	260	295	305	315				
code	2507050	2507065	2507080	2507100	2507125	2507150	2507200	2507250	2507300				

2508 - Coupling for PVC & PE pipes

Suitable for PVC-U & PE-HD pipes - With mechanical locking ring to avoid axial movement of the pipes.



Ø ext.	63	75	90	110	125	140	160	180	200	225	250	280	315
length (mm)	200	200	200	200	200	200	200	200	220	290	290	290	320
code	2508063	2508075	2508090	2508110	2508125	2508140	2508160	2508180	2508200	2508225	2508250	2508280	2508315

■ Flange adaptors

2501 - Universal flange adaptor with stop for rigid pipes

Suitable for rigid pipes, such as cast iron, carbon steel, PVC, asbestos cement. **⚠ Not suitable for PE pipes.**



DN	50	60-65	80	100	125	150	200	200	250	250	250	300	300
Ø ext. min.	58	68	84	109	133	157	194	218	242	266	280	302	324
Ø ext. max.	74	84	105	133	157	183	215	242	268	291	305	327	350
length (mm)	160	160	160	160	185	185	185	185	185	185	190	190	210
code	2501050	2501060	2501080	2501100	2501125	2501150	2501200	2501201	2501250	2501251	2501252	2501300	2501301
DN	350	350	400	400	400								
Ø ext. min.	352	386	386	410	436								
Ø ext. max.	378	410	410	436	462								
length (mm)	210	210	230	230	230								
code	2501350	2501351	2501400	2501401	2501402								

2509 - Flange adaptor

Suitable for rigid pipes, such as cast iron, carbon steel, PVC, PE-HD, asbestos cement - With mechanical locking ring to avoid axial movement of the pipes.



DN	50	60-65	80	100	125	150	200	250	300				
Ø ext. min.	46	70	88	108	133	159	200	250	315				
Ø ext. max.	70	95	123	143	168	194	235	285	350				
PS (bar)	16	16	16	16	16	16	16	10	10				
length (mm)	170	195	215	225	225	225	245	265	275				
code	2509050	2509065	2509080	2509100	2509125	2509150	2509200	2509250	2509300				

2503 - Flange adaptor for PVC & PE pipes

Suitable for PVC-U & PE-HD pipes - With mechanical locking ring to avoid axial movement of the pipes.



DN	50-60-65	60-75	80	100	125	125	150	150	200	200	250	250	300
Ø ext.	63	75	90	110	125	140	160	180	200	225	250	280	315
length (mm)	130	130	130	130	130	130	140	132	140	180	180	180	180
code	2503063	2503075	2503090	2503110	2503125	2503140	2503160	2503180	2503200	2503225	2503250	2503280	2503315

Flanges

2504 - Flange for PVC pipes PN10/16

Suitable for PVC pipes.



DN	60-65	60-65	80	100	125	125	150	200	200	250	300	400
Ø ext.	63	75	90	110	125	140	160	200	225	250	315	400
length (mm)	54	57	65	67	67	73	73	88	91	91	108	132
code	2504064	2504075	2504090	2504110	2504125	2504140	2504160	2504200	2504225	2504250	2504315	2504400

2502 - Flange for PVC & PE pipes PN10/16

Suitable for PVC, PVC-O & PE pipes - With mechanical locking ring to avoid axial movement of the pipes.



DN	60-65	60-65	80	100	125	125	150	200	200	250	300	400
Ø ext.	63	75	90	110	125	140	160	200	225	250	315	400
length (mm)	54	57	65	67	67	73	73	88	91	91	108	132
code	2502064	2502075	2502090	2502110	2502125	2502140	2502160	2502200	2502225	2502250	2502315	2502400

2510 - Studded reduction flange

PN10/16 up to DN150, PN10 above - PS: 10 bar for PN10 flanges, 16 bar for PN16 flanges.

DSA: Double studded adaptor / **SSA:** Single studded adaptor



DN	60-65	80	80	80	80	100	100	100	100	125	125	125
DN1	40	40	50	60	65	40	60	65	80	60	65	80
type	DSA	DSA	DSA	DSA	DSA	DSA	DSA	DSA	DSA	DSA	DSA	DSA
code	2510060	2510080	2510081	2510082	2510083	2510100	2510102	2510103	2510104	2510125	2510126	2510127
DN	125	150	150	150	150	150	200	200	200	200	200	200
DN1	100	60	65	80	100	125	60	65	80	100	125	150
type	DSA	SSA	SSA	SSA	DSA	DSA	SSA	SSA	SSA	SSA	SSA	DSA
code	2510128	2510150	2510151	2510152	2510153	2510154	2510200	2510201	2510202	2510203	2510204	2510205
DN	200/16	250	250	300	300							
DN1	150	150	200	200	250							
type	DSA	SSA	DSA	SSA	DSA							
code	2510206	2510250	2510251	2510300	2510301							

2514 - Threaded flange RF PN10/16

PN10/16 up to DN150, PN10 above - PS: 10 bar for PN10 flanges, 16 bar for PN16 flanges.



DN	40	40	50	50	60/65	60/65	60/65	60/65	80	80	80	80
threaded outlet	3/4"	1"	3/4"	1"	3/4"	1"	1 1/2"	2"	3/4"	1"	1 1/2"	2"
code	2514041	2514042	2514051	2514052	2514061	2514062	2514064	2514065	2514081	2514082	2514084	2514085
DN	100	100	100	100	125	125	125	150	150	150	200	200
threaded outlet	3/4"	1"	1 1/2"	2"	1"	1 1/2"	2"	1"	1 1/2"	2"	1 1/2"	2"
code	2514101	2514102	2514104	2514105	2514127	2514129	2514130	2514152	2514154	2514155	2514204	2514205
DN	250	250	300	300								
threaded outlet	1 1/2"	2"	1 1/2"	2"								
code	2514254	2514255	2514304	2514305								

2512 - Threaded flange RF PN10/16 - Small thread M40x300

PN10/16 up to DN150, PN10 or PN16 above - PS: 10 bar for PN10 flanges, 16 bar for PN16 flanges.



DN	40	50	60/65	80	100	125	150	200	250	250	300	300
PN	10/16	10/16	10/16	10/16	10/16	10/16	10/16	10/16	10	16	10	16
code	2512040	2512050	2512060	2512080	2512100	2512125	2512150	2512200	2512250	2512251	2512300	2512301

2513 - Threaded flange RF PN10/16 - Large thread M55x300

PN10/16 up to DN150, PN10 or PN16 above - PS: 10 bar for PN10 flanges, 16 bar for PN16 flanges.



DN	40	50	60/65	80	100	125	150	200	250	250	300	300
PN	10/16	10/16	10/16	10/16	10/16	10/16	10/16	10/16	10	16	10	16
code	2513040	2513050	2513060	2513080	2513100	2513125	2513150	2513200	2513250	2513251	2513300	2513301

2511 - Blind flange RF PN10/16

PN10/16 up to DN150, PN10 or PN16 above - PS: 10 bar for PN10 flanges, 16 bar for PN16 flanges.



DN	40	50	60/65	80	100	125	150	200	250	250	300	300
PN	10/16	10/16	10/16	10/16	10/16	10/16	10/16	10/16	10	16	10	16
code	2511040	2511050	2511060	2511080	2511100	2511125	2511150	2511200	2511250	2511251	2511300	2511301

Repair clamps

Excluded from 2014/68/EU Directive (article 1, §2.b) - F304 stainless steel band - Ductile iron clamp - Steel bolts - EPDM or NBR rubber gasket - PS: see charts - TS: -10°C/+60°C - Suitable for rigid pipes such as cast iron, steel, PVC, low density PE. **⚠ Do not use on high density PE pipes.**



■ Repairing



1401 - M Type - 1 bolt - EPDM - Length 80 mm

ext. pipe Ø		PS	code
min.	max.		
21	25	20	1401021
26	30	20	1401026
29	33	20	1401029
33	37	20	1401033
38	42	20	1401038
42	45	20	1401042
48	51	20	1401048
50	54	20	1401050
55	60	20	1401055
60	64	20	1401060
65	69	20	1401065
69	73	20	1401069
71	76	20	1401071
76	82	20	1401076
82	87	20	1401082
87	93	20	1401087
94	100	20	1401094
99	104	20	1401099
105	111	20	1401105
112	118	20	1401112
120	126	20	1401120
126	131	20	1401126
131	136	20	1401131
139	145	16	1401139
156	162	16	1401139
167	173	16	1401167

■ Repairing for complete break



1403 - B Type - 3 bolts - EPDM - Length 200 mm

ext. pipe Ø		PS	code
min.	max.		
48	56	20	1403048
56	64	20	1403056
60	68	20	1403060
68	78	20	1403068
78	88	20	1403078
88	98	20	1403088
98	108	20	1403098
108	118	20	1403108
114	126	20	1403114
126	138	16	1403126
138	150	16	1403138
140	153	16	1403140
150	162	16	1403150
162	174	16	1403162
168	182	16	1403168
174	186	16	1403174
186	198	16	1403186
198	210	10	1403198
210	223	10	1403210
222	234	10	1403222
234	246	10	1403234
243	255	10	1403243
273	285	8	1403273



1405 - B Type - 3 bolts - NBR - Length 200 mm

ext. pipe Ø		PS	code
min.	max.		
48	56	20	1405048
56	64	20	1405056
60	68	20	1405060
68	78	20	1405068
78	88	20	1405078
88	98	20	1405088
98	108	20	1405098
108	118	20	1405108
114	126	20	1405114
126	138	16	1405126
138	150	16	1405138
140	153	16	1405140
150	162	16	1405150
162	174	16	1405162
168	182	16	1405168
174	186	16	1405174
186	198	16	1405186
198	210	10	1405198
210	223	10	1405210
222	234	10	1405222
234	246	10	1405234
243	255	10	1405243
273	285	8	1405273



1406 - D Type (2 piece) - 3 bolts x 2 - EPDM - Length 200 mm

ext. pipe Ø		PS	code
min.	max.		
88	110	20	1406088
114	137	20	1406114
138	160	20	1406138
160	182	20	1406160
182	202	20	1406182
202	224	16	1406202
217	240	16	1406217
240	262	16	1406240
262	284	10	1406262
273	296	10	1406273
296	319	8	1406296
324	346	8	1406324
346	368	8	1406346
365	387	8	1406365
387	410	4,5	1406387
410	432	4,5	1406410
428	450	4,5	1406428
450	474	4,5	1406450
470	492	4,5	1406470
492	516	2,5	1406492

Excluded from 2014/68/EU Directive (article 1, §2.b) - For water supply & distribution networks - Polypropylene body - PS: 10 bar - TS: -10°C/+45°C.

ISO 9001

1189 - Tapping bridge for PVC & PE pipes



ext. pipe Ø	25	25	32	32	40	40	40	50	50	50	63	63	63	63	63
thread	1/2"	3/4"	1/2"	3/4"	1/2"	3/4"	1"	1/2"	3/4"	1"	1/2"	3/4"	1"	1"1/4	1"1/2
pack	10/170	10/170	10/170	10/170	5/140	5/140	5/140	5/130	5/130	5/130	5/120	5/120	5/120	5/120	5/120
code	1189254	1189255	1189324	1189325	1189414	1189415	1189416	1189514	1189515	1189516	1189634	1189635	1189636	1189637	1189638

Excluded from 2014/68/EU Directive (article 1, §2.b) - For water supply & distribution networks - Cast iron body - NBR glued gasket - F304 bridge and screws - Suitable for PE, PVC, carbon steel and cast iron pipes - PS: 10 bar - TS: -10°C/+60°C.

ISO 9001

1190 - Tapping bridge for universal use



DN	Ø ext.	Threaded outlet								
		1/2"	3/4"	1"	1"1/4	1"1/2	2"	2"1/2	3"	
30	40-50	1190038	1190039							
40	48-55		1190048	1190049						
50	60-68		1190060	1190061	1190062	1190063				
65	72-80		1190070	1190071	1190072	1190073				
70	76-84		1190076	1190077	1190078	1190079				
80	88-104		1190089	1190090	1190091	1190092	1190093			
90	98-112		1190100	1190101	1190102	1190103				
100	112-126		1190114	1190115	1190116	1190117	1190118			
125	140-154		1190140	1190141	1190142	1190143	1190144			
150	168-184		1190168	1190169	1190170	1190171	1190172	1190173	1190174	

Excluded from 2014/68/EU Directive (article 1, §2.b) - Threaded connection acc. to ISO 965 - Forged steel body - Suitable for rigid pipes, such as cast iron, steel, PVC, asbestos cement - Double tightness EPDM gasket - PS: 16 bar - TS: +4°C/+40°C.



ISO 9001

2950 - Tapping bridge small thread M40x300

2951 - Tapping bridge large thread M55x300



DN	40	50	60	80	100	125	150	175	200	225	250	275	300
pipe Ø (mm)	50-62	63-74	75-89	90-109	110-135	136-159	160-175	175-211	212-233	234-269	270-290	291-310	311-325
2950 code	2950040	2950050	2950060	2950080	2950100	2950125	2950150	2950175	2950200	2950225	2950250	2950275	2950300
2951 code	-	2951050	2951060	2951080	2951100	2951125	2951150	2951175	2951200	2951225	2951250	2951275	2951300

2956 - Bronze cap

for 2950 & 2951 tapping bridges.



Ø	M40x300	M55x300
code	2956040	2956055

2957 - Bronze reduced bush

for 2950 tapping bridge.



2958 - Bronze reduced bush

for 2951 tapping bridge.

Ø	1/2"	3/4"	1"	1/2"	3/4"	1"
tapping bridge Ø	M40x300	M40x300	M40x300	M55x300	M55x300	M55x300
code	2957004	2957005	2957006	2958004	2958005	2958006



Plastic valves & fittings for industry

- Ball valves 258
- Butterfly valves 261
- Pneumatic actuated valves components 262
- Membrane valves 262
- Solenoid valves 263
- Check valves 264
- Air vents 265
- Y-strainer 265
- Pressure reducing valves 266
- Overflow valves 266
- Control - Instrumentation 267
- Fittings and couplings 269
- Chemical resistance manual 274

Except where otherwise specified, all our pneumatic actuated valves are designed for a compressed air supply of 6 bar - Please consult for any other air supply pressure.
 Except where otherwise specified, all our electric actuated valves are equipped with a 230V AC actuator as standard - Please consult for any other power supply.
 ⚠ **Max. ΔP: 10 bar.**

97/23/EC Directive - Risk category I / module A - PVC-U body & ball - TPV seat - EPDM gaskets - ABS lever - Full bore - Supplied with solvent cement socket ends as standard (option for threaded unions) - PS: 10 bar - TS: 0°C/+55°C.



W1 - PVC-U



d (mm)	20	25	32	40	50	63	75	90	110
DN	15	20	25	32	40	50	65	80	100
compulsory pack code	72	60	45	24	16	12	1	1	1
	5100WC015	5100WC020	5100WC025	5100WC032	5100WC040	5100WC050	5100WC065	5100WC080	5100WC100
spare threaded union	ECL1CT02	ECL1CT03	ECL1CT04	ECL1CT05	ECL1CT06	ECL1CT07	ECL1CT08	ECL1CT09	ECL1CT10

2014/68/EU Directive - Risk category I / module A - PTFE seats - EPDM or FKM gaskets - ABS lever - Full bore - Supplied with solvent cement socket ends as standard.



CL1 - PVC-U

PVC-U body & ball - Anti-UV protection - PS: 10 bar - TS: 0°C/+55°C.



d (mm)	20	25	32	40	50	63	75	90	110
DN	15	20	25	32	40	50	65	80	100
EPDM gaskets code	5100SC015	5100SC020	5100SC025	5100SC032	5100SC040	5100SC050	5100SC065	5100SC080	5100SC100
FKM gaskets code	5101SC015	5101SC020	5101SC025	5101SC032	5101SC040	5101SC050	5101SC065	5101SC080	5101SC100

CL1 - PP

PP body & ball - PS: 10 bar up to DN65, 6 bar above - TS: +10°C/+80°C.



d (mm)	20	25	32	40	50	63	75	90
DN	15	20	25	32	40	50	65	80
EPDM gaskets code	5110SC015	5110SC020	5110SC025	5110SC032	5110SC040	5110SC050	5110SC065	5110SC080
FKM gaskets code	5111SC015	5111SC020	5111SC025	5111SC032	5111SC040	5111SC050	5111SC065	5111SC080

Spare PVC-U extension stem

For CL1 - 100 mm.



DN	20	25	32	40	50	65	80	100
code	065542	065543	065544	065545	065546	065547	065548	065549

CL1 - PVC-U - Ball valve with plastic pneumatic actuator

PVC-U body & ball - PS: 10 bar - TS: 0°C/+55°C.

PNEUMATIC ACTUATOR



d (mm)	DN	double acting	
		actuator	code
EPDM gaskets			
75	65	PP10	5100SC065012106
90	80	PP10	5100SC080012106
110	100	PP20	5100SC100012109
FKM gaskets			
75	65	PP10	5101SC065012106
90	80	PP10	5101SC080012106
110	100	PP20	5101SC100012109



d (mm)	DN	spring return	
		actuator	code
EPDM gaskets			
75	65	PP10S	5100SC065012126
90	80	PP10S	5100SC080012126
110	100	PP20S	5100SC100012129
FKM gaskets			
75	65	PP10S	5101SC065012126
90	80	PP10S	5101SC080012126
110	100	PP20S	5101SC100012129



PNEUMATIC ACTUATOR

CL1 - PP - Ball valve with plastic pneumatic actuator

PP-H body & ball - PS: 10 bar - TS: +10°C/+80°C.



d (mm)	DN	double acting	
		actuator	code
EPDM gaskets			
75	65	PP10	5110SC065012106
90	80	PP10	5110SC080012106
110	100	PP20	5110SC100012109
FKM gaskets			
75	65	PP10	5111SC065012106
90	80	PP10	5111SC080012106
110	100	PP20	5111SC100012109



d (mm)	DN	spring return	
		actuator	code
EPDM gaskets			
75	65	PP10S	5110SC065012126
90	80	PP10S	5110SC080012126
110	100	PP20S	5110SC100012129
FKM gaskets			
75	65	PP10S	5111SC065012126
90	80	PP10S	5111SC080012126
110	100	PP20S	5111SC100012129

ELECTRIC ACTUATOR

CL1 - PVC-U - Ball valve with electric actuator

PVC-U body & ball - PS: 10 bar - TS: 0°C/+55°C.



d (mm)	DN	double acting	
		actuator	code
EPDM gaskets			
75	65	UMA3.5	5100SC065022060
90	80	UMA3.5	5100SC080022060
110	100	UMB7	5100SC100022170
FKM gaskets			
75	65	UMA3.5	5101SC065022060
90	80	UMA3.5	5101SC080022060
110	100	UMB7	5101SC100022170



d (mm)	DN	spring return	
		actuator	code
EPDM gaskets			
75	65	SA03	5100SC065023000
90	80	SA05	5100SC080023010
110	100	SA05	5100SC100023010
FKM gaskets			
75	65	SA03	5101SC065023000
90	80	SA05	5101SC080023010
110	100	SA05	5101SC100023010

ELECTRIC ACTUATOR

CL1 - PP - Ball valve with electric actuator

PP-H body & ball - PS: 10 bar - TS: +10°C/+80°C.

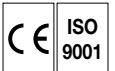


d (mm)	DN	double acting	
		actuator	code
EPDM gaskets			
75	65	UMA3.5	5110SC065022060
90	80	UMA3.5	5110SC080022060
110	100	UMB7	5110SC100022170
FKM gaskets			
75	65	UMA3.5	5111SC065022060
90	80	UMA3.5	5111SC080022060
110	100	UMB7	5111SC100022170



d (mm)	DN	spring return	
		actuator	code
EPDM gaskets			
75	65	SA03	5110SC065023000
90	80	SA05	5110SC080023010
110	100	SA05	5110SC100023010
FKM gaskets			
75	65	SA03	5111SC065023000
90	80	SA05	5111SC080023010
110	100	SA05	5111SC100023010

97/23/EC Directive - Risk category I / module A - CE PTFE seats - EPDM or FKM gaskets - ABS lever - Supplied with solvent cement socket ends as standard.



C200 - PVC-U

PVC-U body, ball & stem - PS: 16 bar - TS: 0°C/+60°C.



d (mm)	16	20	25	32	40	50	63
DN	10	15	20	25	32	40	50
EPDM gaskets code	5100AC010	5100AC015	5100AC020	5100AC025	5100AC032	5100AC040	5100AC050
FKM gaskets code	-	5101AC015	5101AC020	5101AC025	5101AC032	5101AC040	5101AC050
spare threaded union	-	EC20CT02	EC20CT03	EC20CT04	EC20CT05	EC20CT06	EC20CT07

C200 - PP

PP body, ball & stem - PS: 10 bar - TS: +10°C/+80°C.



d (mm)	16	20	25	32	40	50	63
DN	10	15	20	25	32	40	50
EPDM gaskets code	5110AC010	5110AC015	5110AC020	5110AC025	5110AC032	5110AC040	5110AC050
FKM gaskets code	5111AC010	5111AC015	5111AC020	5111AC025	5111AC032	5111AC040	5111AC050

Spare PE electrofusion welding male socket

For C200 - PVC-U & C200 - PP.



DN	15	20	25	32	40	50
code	EC20EP020	EC20EP025	EC20EP032	EC20EP040	EC20EP050	EC20EP063

C200 - PVC-U - Ball valve with plastic pneumatic actuator

PVC-U body & ball - PS: 16 bar - TS: 0°C/+60°C.



d (mm)	DN	double acting	
		actuator	code
EPDM gaskets			
20	15	PPW	5100AC015012100
25	20	PPW	5100AC020012100
32	25	PPW	5100AC025012100
40	32	PPW	5100AC032012100
50	40	PP00	5100AC040012103
63	50	PP00	5100AC050012103
FKM gaskets			
20	15	PPW	5101AC015012100
25	20	PPW	5101AC020012100
32	25	PPW	5101AC025012100
40	32	PPW	5101AC032012100
50	40	PP00	5101AC040012103
63	50	PP00	5101AC050012103



d (mm)	DN	spring return	
		actuator	code
EPDM gaskets			
20	15	PPWS	5100AC015012120
25	20	PPWS	5100AC020012120
32	25	PP00S	5100AC025012123
40	32	PP00S	5100AC032012123
50	40	PP10S	5100AC040012126
63	50	PP10S	5100AC050012126
FKM gaskets			
20	15	PPWS	5101AC015012120
25	20	PPWS	5101AC020012120
32	25	PP00S	5101AC025012123
40	32	PP00S	5101AC032012123
50	40	PP10S	5101AC040012126
63	50	PP10S	5101AC050012126

C200 - PP - Ball valve with plastic pneumatic actuator

PP-H body & ball - PS: 16 bar - TS: +10°C/+80°C.



d (mm)	DN	double acting	
		actuator	code
EPDM gaskets			
20	15	PPW	5110AC015012100
25	20	PPW	5110AC020012100
32	25	PPW	5110AC025012100
40	32	PPW	5110AC032012100
50	40	PP00	5110AC040012103
63	50	PP00	5110AC050012103
FKM gaskets			
20	15	PPW	5111AC015012100
25	20	PPW	5111AC020012100
32	25	PPW	5111AC025012100
40	32	PPW	5111AC032012100
50	40	PP00	5111AC040012103
63	50	PP00	5111AC050012103



d (mm)	DN	spring return	
		actuator	code
EPDM gaskets			
20	15	PPWS	5110AC015012120
25	20	PPWS	5110AC020012120
32	25	PP00S	5110AC025012123
40	32	PP00S	5110AC032012123
50	40	PP10S	5110AC040012126
63	50	PP10S	5110AC050012126
FKM gaskets			
20	15	PPWS	5111AC015012120
25	20	PPWS	5111AC020012120
32	25	PP00S	5111AC025012123
40	32	PP00S	5111AC032012123
50	40	PP10S	5111AC040012126
63	50	PP10S	5111AC050012126

C200 - PVC-U - Ball valve with electric actuator

PVC-U body & ball - PS: 16 bar - TS: 0°C/+60°C.



d (mm)	DN	double acting	
		actuator	code
EPDM gaskets			
20	15	UMA3.5	5100AC015022060
25	20	UMA3.5	5100AC020022060
32	25	UMA3.5	5100AC025022060
40	32	UMA3.5	5100AC032022060
50	40	UMA3.5	5100AC040022060
63	50	UMA3.5	5100AC050022060
FKM gaskets			
20	15	UMA3.5	5101AC015022060
25	20	UMA3.5	5101AC020022060
32	25	UMA3.5	5101AC025022060
40	32	UMA3.5	5101AC032022060
50	40	UMA3.5	5101AC040022060
63	50	UMA3.5	5101AC050022060



d (mm)	DN	spring return	
		actuator	code
EPDM gaskets			
20	15	SA03	5100AC015023000
25	20	SA03	5100AC020023000
32	25	SA03	5100AC025023000
40	32	SA03	5100AC032023000
50	40	SA03	5100AC040023000
63	50	SA03	5100AC050023000
FKM gaskets			
20	15	SA03	5101AC015023000
25	20	SA03	5101AC020023000
32	25	SA03	5101AC025023000
40	32	SA03	5101AC032023000
50	40	SA03	5101AC040023000
63	50	SA03	5101AC050023000

ELECTRIC ACTUATOR

C200 - PP - Ball valve with electric actuator

PP-H body & ball - PS: 10 bar - TS: +10°C/+80°C.



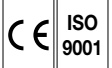
d (mm)	DN	double acting	
		actuator	code
EPDM gaskets			
20	15	UMA3.5	5110AC015022060
25	20	UMA3.5	5110AC020022060
32	25	UMA3.5	5110AC025022060
40	32	UMA3.5	5110AC032022060
50	40	UMA3.5	5110AC040022060
63	50	UMA3.5	5110AC050022060
FKM gaskets			
20	15	UMA3.5	5111AC015022060
25	20	UMA3.5	5111AC020022060
32	25	UMA3.5	5111AC025022060
40	32	UMA3.5	5111AC032022060
50	40	UMA3.5	5111AC040022060
63	50	UMA3.5	5111AC050022060



d (mm)	DN	spring return	
		actuator	code
EPDM gaskets			
20	15	SA03	5110AC015023000
25	20	SA03	5110AC020023000
32	25	SA03	5110AC025023000
40	32	SA03	5110AC032023000
50	40	SA03	5110AC040023000
63	50	SA03	5110AC050023000
FKM gaskets			
20	15	SA03	5111AC015023000
25	20	SA03	5111AC020023000
32	25	SA03	5111AC025023000
40	32	SA03	5111AC032023000
50	40	SA03	5111AC040023000
63	50	SA03	5111AC050023000

Butterfly valves

2014/68/EU Directive - Risk category I / module A - Between flanges PN10 - PVC-U body - Reinforced PP butterfly - EPDM seat - Stainless steel stem - Anti-UV protection - ABS lever up to DN200, cast iron gearbox above - PS: 10 bar - TS: 0°C/+55°C.



PL1 - PVC-U

d (mm)	50	63	75	90	110	140	160	225	280	315
DN	40	50	65	80	100	125	150	200	250	300
face to face (mm)	34	43	46	49	58	64	70	88	98	108
code	5300SW040	5300SW050	5300SW065	5300SW080	5300SW100	5300SW125	5300SW150	5300SW200	5300SW250	5300SW300

PL1 - PVC-U - Butterfly valve with pneumatic actuator

PNEUMATIC ACTUATOR



DN	face to face (mm)	double acting	
		actuator	code
40	34	PP00	5300SW040012103
50	44	PP00	5300SW050012103
65	46	PP00	5300SW065012103
80	57	PP10	5300SW080012106
100	60	PP10	5300SW100012106
125	66	PP20	5300SW125012109
150	72	PP20	5300SW150012109
200	82	PP20	5300SW200012109
250	92	AP115	5300SW250017011
300	98	AP125	5300SW300017012



DN	face to face (mm)	spring return	
		actuator	code
40	34	PP10S	5300SW040012126
50	44	PP10S	5300SW050012126
65	46	PP10S	5300SW065012126
80	57	PP10S	5300SW080012126
100	60	PP20S	5300SW100012129
125	66	PP20S	5300SW125012129
150	72	APS115	5300SW150017111
200	82	APS115	5300SW200017111
250	92	APS160	5300SW250017114
300	98	APS160	5300SW300017114

PL1 - PVC-U - Butterfly valve with electric actuator

ELECTRIC ACTUATOR



DN	face to face (mm)	double acting	
		actuator	code
40	34	UMA3.5	5300SW040022060
50	44	UMA3.5	5300SW050022060
65	46	UMA3.5	5300SW065022060
80	57	UMB7	5300SW080022170
100	60	UMC10	5300SW100022240
125	66	UMC10	5300SW125022240
150	72	UMC10	5300SW150022240
200	82	UVC15	5300SW200022330
250	92	UVD25	5300SW250022350
300	98	UVF50	5300SW300022400



DN	face to face (mm)	spring return	
		actuator	code
40	34	SA05	5300SW040023010
50	44	SA05	5300SW050023010
65	46	SA05	5300SW065023010
80	57	SA05	5300SW080023010
100	60	SA05	5300SW100023010
125	66	NA06	5300SW125023110
150	72	NA09	5300SW150023120
200	82	NA15	5300SW200023130
250	92	NA28	5300SW250023150
300	98	NA38	5300SW300023160



PVC PN10 flanges set

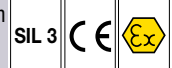
DN	40	50	65	80	100	125	150	200
code	982030	982031	982032	982033	982034	982035	982036	982037

Pneumatic actuated valves components

Actuators



Valve mounting acc. to ISO 5211 - Limit switch box bracket connection acc. to NAMUR 1 - Solenoid pilot valve connection acc. to NAMUR VDI/VDE 3845 - Rack and pinion actuator - 90° operating angle - Reinforced fiberglass polyamide body - Position indicator - TS: -32°C/+90°C - Max. air supply: 8 bar - Air supply connection 1/4" - C € ☺ II 2 GD c T6.



Double acting

type	avail. torque (Nm) at air supply 6 bar	ISO	☺	code
PPW	17	F4	11	012100
PP00	25	F5	14	012103
PP10	71	F7	17	012106
PP20	165	F7	22	012109

Spring return

type	avail. torque (Nm) at air supply 6 bar	ISO	☺	code	
PPWS	10,6	6,5	F4	11	012120
PP00S	13,7	11,3	F5	14	012123
PP10S	40,2	30,8	F7	17	012126
PP20S	101,3	64,2	F7	22	012129

Limit switch box



SP - Universal limit switch box IP65

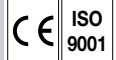
Black noryl compact box - Anti-UV polycarbonate cover with direct visualisation - Includes universal adjustable bracket for NAMUR 1, 2 & 3 actuators - Includes gland pack M20 x 1,5 - TS: -15°C/+80°C.

IP 65

type	switches	code
SP 012	2 SPDT silver plated mechanical switches 250V - 5A	0460012N
SP 732	2 inductive detectors 3 threads PNP 10 - 30V DC P + F NBB2 V3 E2	0460014N

Membrane valves

97/23/EC Directive - Risk category I / module A - EPDM membrane & gaskets or PTFE membrane & FKM gaskets - Supplied with solvent cement socket connections up to DN50, with male connections above - PS: 10 bar.



MV310 - PVC-U

PVC-U body - TS: 0°C/+60°C.



d (mm)	20	25	32	40	50	63	75	90	110
DN	15	20	25	32	40	50	65	80	100
EPDM membrane code	5400CC015	5400CC020	5400CC025	5400CC032	5400CC040	5400CC050	5400CM065	5400CM080	5400CM100
PTFE membrane code	5402CC015	5402CC020	5402CC025	5402CC032	5402CC040	5402CC050	5402CM065	5402CM080	5402CM100

MV310 - PP

PP body - TS: +10°C/+80°C.



d (mm)	20	25	32	40	50	63	75	90	110
DN	15	20	25	32	40	50	65	80	100
EPDM membrane code	5410CC015	5410CC020	5410CC025	5410CC032	5410CC040	5410CC050	5410CM065	5410CM080	5410CM100
PTFE membrane code	-	-	-	-	5412CC040	5412CC050	5412CM065	5412CM080	5412CM100

PNEUMATIC
ACTUATOR

MV309 - PVC-U

PVC-U body - PS: 6 bar - TS: 0°C/+60°C - Max. air supply 6 bar - Air supply connection 1/4" or Namur.



d (mm)	normally closed			
	20	25	32	40
	DN 15	20	25	32
EPDM gaskets code	5400BC015NF	5400BC020NF	5400BC025NF	5400BC032NF
FKM gaskets code	5402BC015NF	5402BC020NF	5402BC025NF	5402BC032NF

d (mm)	normally open			
	20	25	32	40
	DN 15	20	25	32
EPDM gaskets code	5400BC015NO	5400BC020NO	5400BC025NO	5400BC032NO
FKM gaskets code	5402BC015NO	5402BC020NO	5402BC025NO	5402BC032NO

PNEUMATIC
ACTUATOR

MV309 - PP

PP body - PS: 6 bar - TS: +10°C/+80°C - Max. air supply 6 bar - Air supply connection 1/4" or Namur.



d (mm)	normally closed			
	20	25	32	40
	DN 15	20	25	32
EPDM gaskets code	5410BC015NF	5410BC020NF	5410BC025NF	5410BC032NF
FKM gaskets code	5412BC015NF	5412BC020NF	5412BC025NF	5412BC032NF



Limit switch box

	code
2 mechanical SPDT switches	54BFCM

Namur solenoid pilot valves, see page 162



Solenoid valves

Normally closed (opening under tension) - Coil insulation class F - IP65 - T30 connector - Horizontal mounting - Coil on the top.

IP 65 ISO 9001

PE220 - PTFE

PTFE body - PTFE coated NBR obturator - PS: 0,1 to 1 bar - TS: -10°C/+90°C - 5 mm bore - Threaded connections.



Ø	230V 50Hz	24V DC	24V 50Hz
	code	code	code
3/8"	6432ST01	6432ST51	6432ST11
1/2"	6432ST02	6432ST52	6432ST12
spare coil	980550	980552	980551



EV150 - PVC-U

PVC-U body - PTFE bellow - EPDM tightness - TS: 0°C/+60°C - Solvent cement connections.



d (mm)	DN			230V 50Hz	24V DC	24V 50Hz
		PS (bar)	Kv (l/mn)	code	code	code
15	10	0 - 2	20,7	6400BF01	6400BF51	6400BF11
20	15	0 - 1	29,7	6400BF02	6400BF52	6400BF12
25	20	0 - 0,5	53,0	6400BF03	6400BF53	6400BF13
spare coil				980270	980272	980271



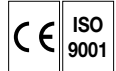
EV160 - PVC-U

PVC-U body - EPDM membrane - PS: 0,3 to 6 bar - TS: 0°C/+60°C - Solvent cement connections.



d (mm)	DN			230V 50Hz	24V DC	24V 50Hz	48V 50Hz
		Kv (l/mn)		code	code	code	
20	15	3,1		6400CF02	6400CF52	6400CF12	6400CF32
25	20	9,8		6400CF03	6400CF53	6400CF13	6400CF33
32	25	10,3		6400CF04	6400CF54	6400CF14	6400CF34
40	32	23,2		6400CF05	6400CF55	6400CF15	6400CF35
spare coil				980280	980282	980281	980283





Check valves - Double union construction

SL1 - PVC-U

PVC-U body & clack - EPDM or FKM seat & gaskets - Double union construction - Anti-UV protection - Without spring - Horizontal or vertical mounting - Supplied with solvent cement socket ends as standard (option for threaded unions) - PS: 10 bar - TS: 0°C/+55°C.



d (mm)	20	25	32	40	50	63
DN	15	20	25	32	40	50
EPDM seat & gaskets code	5500SC015	5500SC020	5500SC025	5500SC032	5500SC040	5500SC050
FKM seat & gaskets code	5501SC015	5501SC020	5501SC025	5501SC032	5501SC040	5501SC050
spare threaded union	ECL1CT02	ECL1CT03	ECL1CT04	ECL1CT05	ECL1CT06	ECL1CT07
spare stainless steel spring	RIS15	RIS20	RIS25	RIS32	RIS40	RIS50

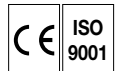
SL1 - PP

PP body & clack - EPDM or FKM seat & gaskets - Double union construction - Without spring - Horizontal or vertical mounting - Supplied with solvent cement socket ends as standard (option for threaded unions) - PS: 10 bar - TS: +10°C/+80°C.



d (mm)	20	25	32	40	50	63
DN	15	20	25	32	40	50
EPDM seat & gaskets code	5510SC015	5510SC020	5510SC025	5510SC032	5510SC040	5510SC050
FKM seat & gaskets code	5511SC015	5511SC020	5511SC025	5511SC032	5511SC040	5511SC050
spare threaded union	ECL1PT02	ECL1PT03	ECL1PT04	ECL1PT05	ECL1PT06	ECL1PT07
spare stainless steel spring	RIS15	RIS20	RIS25	RIS32	RIS40	RIS50

Foot valves



FV1 - PVC-U

PVC-U body, clack & screen - EPDM gaskets as standard (option for spare FKM gaskets) - Vertical mounting - Solvent cement socket connection - PS: 10 bar - TS: 0°C/+50°C.



d (mm)	20	25	32	40	50	63
DN	15	20	25	32	40	50
code	5500FC015	5500FC020	5500FC025	5500FC032	5500FC040	5500FC050
spare FKM gaskets	JTCF020	JTCF025	JTCF032	JTCF040	JTCF050	JTCF063

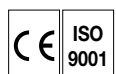
FFV - PVC-U

PVC-U body - EPDM gaskets - Vertical mounting - Between flanges PN10 - PS: 10 bar - TS: 0°C/+50°C.



DN	65	80	100	150
code	5500FB065	5500FB080	5500FB100	5500FB150

Disc check valve



DISCO - PVC-U

PVC-U body & clack - EPDM or FKM gaskets - Stainless steel spring - Horizontal or vertical mounting - Between flanges PN10 - PS: 6 bar - TS: 0°C/+60°C.



DN	15	20	25	32	40	50	65	80	100
EPDM gaskets code	5500DW015	5500DW020	5500DW025	5500DW032	5500DW040	5500DW050	5500DW065	5500DW080	5500DW100
FKM gaskets code	5501DW015	5501DW020	5501DW025	5501DW032	5501DW040	5501DW050	5501DW065	5501DW080	5501DW100



Swing check valves

CS1 - PVC-U

PVC-U body & clack - EPDM or FKM gaskets - Stainless steel spring - Horizontal or vertical mounting - Between flanges PN10 - PS: 10 bar - TS: 0°C/+60°C.

DN	40	50	65	80	100	125	150
EPDM gaskets code	5500CW040	5500CW050	5500CW065	5500CW080	5500CW100	5500CW125	5500CW150
FKM gaskets code	5501CW040	5501CW050	5501CW065	5501CW080	5501CW100	5501CW125	5501CW150

not on stock, on request.



RSK1 - PP

PP body & clack - EPDM or FKM gaskets - Stainless steel spring - Horizontal or vertical mounting - Between flanges PN10 - PS: 6 bar - TS: +10°C/+90°C.

DN	32	40	50	65	80	100	125	150
EPDM gaskets code	5510AW032	5510AW040	5510AW050	5510AW065	5510AW080	5510AW100	5510AW125	5510AW150
FKM gaskets code	5511AW032	5511AW040	5511AW050	5511AW065	5511AW080	5511AW100	5511AW125	5511AW150
spare spring code	RIK032	RIK040	RIK050	RIK065	RIK080	RIK100	RIK100	RIK150

Air vents



BE1 - PVC-U

PVC-U body - PP clack - EPDM or FKM gaskets - Vertical mounting - Solvent cement socket connection - PS: 10 bar - TS: 0°C/+60°C.

d (mm)	20	25	32	40	50	63	75	90
DN	15	20	25	32	40	50	65	80
EPDM gaskets code	5500LC015	5500LC020	5500LC025	5500LC032	5500LC040	5500LC050	5500LC065	5500LC080
FKM gaskets code	5501LC015	5501LC020	5501LC025	5501LC032	5501LC040	5501LC050	5501LC065	5501LC080



BE1 - PP

PP body & clack - EPDM or FKM gaskets - Vertical mounting - Solvent cement socket connection - PS: 10 bar - TS: +10°C/+80°C.

d (mm)	20	25	32	40	50	63	75	90
DN	15	20	25	32	40	50	65	80
EPDM gaskets code	5510LC015	5510LC020	5510LC025	5510LC032	5510LC040	5510LC050	5510LC065	5510LC080

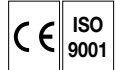
Y-strainer



FYC - PVC-U

PVC-U body & unions - Double union construction - EPDM gaskets - PP screen - Mesh 0,8 mm - Supplied with solvent cement socket ends - PS: 6 bar - TS: 0°C/+60°C.

d (mm)	20	25	32	40	50	63	75	90	110
DN	15	20	25	32	40	50	65	80	100
code	5600HC015	5600HC020	5600HC025	5600HC032	5600HC040	5600HC050	5600HC065	5600HC080	5600HC100



DMV755 - PVC-U

PVC-U body - EPDM gaskets - PTFE coated EPDM membrane - Supplied with solvent cement socket ends - PS: 10 bar - TS: 0°C/+50°C - Downstream setting range: 1 to 9 bar - Downstream pressure connection 1/4" - Pressure gauge not included.

d (mm)	16	20	25	32	40	50	63
DN	10	15	20	25	32	40	50
code	5800AC010	5800AC015	5800AC020	5800AC025	5800AC032	5800AC040	5800AC050

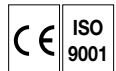


DMV755 - PP

PP body - EPDM or FKM gaskets - PTFE coated EPDM membrane - Supplied with solvent cement socket ends - PS: 10 bar - TS: +10°C/+70°C - Downstream setting range: 1 to 9 bar - Downstream pressure connection 1/4" - Pressure gauge not included.

d (mm)	16	20	25	32	40	50	63
DN	10	15	20	25	32	40	50
EPDM gaskets code	5810AC010	5810AC015	5810AC020	5810AC025	5810AC032	5810AC040	5810AC050
FKM gaskets code	5811AC010	5811AC015	5811AC020	5811AC025	5811AC032	5811AC040	5811AC050

Overflow valves



DHV718 - PVC-U

PVC-U body - EPDM gaskets - PTFE coated EPDM membrane - Supplied with solvent cement socket ends - PS: 10 bar - TS: 0°C/+50°C - Upstream setting range: 0,5 to 10 bar.

d (mm)	16	20	25	32	40	50	63
DN	10	15	20	25	32	40	50
code	5900CC010	5900CC015	5900CC020	5900CC025	5900CC032	5900CC040	5900CC050



DHV718 - PP

PP body - EPDM gaskets - PTFE coated EPDM membrane - Supplied with solvent cement socket ends - PS: 10 bar - TS: 0°C/+70°C - Upstream setting range: 0,5 to 10 bar.

d (mm)	16	20	25	32	40	50	63
DN	10	15	20	25	32	40	50
code	5910CC010	5910CC015	5910CC020	5910CC025	5910CC032	5910CC040	5910CC050



DHV712-R - PVC-U - DN10 to 50

PVC-U body - EPDM gaskets - PTFE coated EPDM membrane - Patented piston - Supplied with solvent cement socket ends - PS: 10 bar - TS: 0°C/+50°C - Upstream setting range: 0,3 to 10 bar - Upstream pressure connection 1/4" - Pressure gauge as an option.

d (mm)	16	20	25	32	40	50	63
DN	10	15	20	25	32	40	50
code	5900BC010	5900BC015	5900BC020	5900BC025	5900BC032	5900BC040	5900BC050



DHV712 - PVC-U - DN65 to 100

PVC-U body - EPDM gaskets - PTFE coated EPDM membrane - Patented piston - Male connections or flange PN10 - PS: 10 bar, except 6 bar for DN100 - TS: 0°C/+50°C - Upstream setting range: 0,3 to 4 bar.

d (mm)	75	90	110
DN	65	80	100
male code	5900BM065	5900BM080	5900BM100
flange PN10 code	5900BB065	5900BB080	5900BB100

Float valve

RF1 - PVC-U

PVC-U body - EPDM or FKM gaskets - Stainless steel lever - PE float - PS: 10 bar up to DN32, 5 bar above - TS: 0°C/+60°C.



Ø	1/2"	3/4"	1"	1"1/4"	1"1/2"	2"	2"1/2"	3"
EPDM gaskets code	6200RT015	6200RT020	6200RT025	6200RT032	6200RT040	6200RT050	6200RT065	6200RT080

Water jet pump

SP820 - PVC-U

PVC-U body - EPDM gaskets - PS: 10 bar - TS: 0°C/+60°C - Supplied with solvent cement socket ends - 1 mm nozzle bore.



d (mm)	16	20	25	32	40	50
DN	10	15	20	25	32	40
suction d1 (mm)	16	16	16	32	40	50
suction DN	10	10	10	25	32	40
code	6000AC010	6000AC015	6000AC020	6000AC025	6000AC032	6000AC040

Microvalve

KVS1 - PVC-U

PVC-U body & ball - TPV seat - EPDM gaskets - Full bore - Threaded connections & 8/10/12 fluted nozzle - PS: 10 bar - TS: 0°C/+55°C.

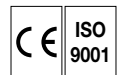


Ø	1/4"	1/2"
code	5100KT00	5100KT02

Dosing valve

C200P - PVC-U

PVC-U body, ball & stem - PTFE seats - EPDM gaskets - ABS lever - Supplied with solvent cement socket ends - PS: 16 bar - TS: 0°C/+60°C - 0-90° graduation (scale 5°).



d (mm)	20	25	32	40	50	63
DN	15	20	25	32	40	50
Kv (l/mn)	90	160	250	400	620	850
code	6000BC015	6000BC020	6000BC025	6000BC032	6000BC040	6000BC050

Pressure gauge separators

MDM902 - PVC-U

PVC-U body - EPDM gaskets - PTFE coated EPDM membrane - PP-FV upper part - PS: 10 bar - TS: 0°C/+60°C.



d (mm)	25	25	32	32
Ø	1/4"	1/4"	1/2"	1/2"
Ø mano.	1/4"	1/2"	1/4"	1/2"
code	6303AM02044	6303AM02042	6303AM02524	6303AM02522

MDM902 - PP

PP body - EPDM gaskets - PTFE coated EPDM membrane - PP-FV upper part - PS: 10 bar - TS: +10°C/+80°C.



d (mm)	25	25	32	32
Ø	1/4"	1/4"	1/2"	1/2"
Ø mano.	1/4"	1/2"	1/4"	1/2"
code	6313AM02044	6313AM02042	6313AM02524	6313AM02522

MDM118 - PTFE

PTFE body & gaskets - PTFE coated stainless steel 316 membrane - Stainless steel 316 upper part - PS: -1 to 10 bar - TS: 0°C/+120°C - Supplied without pressure gauge.



d (mm)	15	15
Ø mano.	1/4"	1/2"
code	6333NB0154	6333NB0152



Mounting of compatible pressure gauge on separator (only MDM 902, PVC-U and PP) + checking.

Additional delivery time.

code

999SEP1



Sight glass

VISOR - PVC-U

PVC-U body & union - Transparent PVC-U pipe - EPDM gasket - Supplied with solvent cement socket ends - Horizontal or vertical mounting - PS: 10 bar up to DN80, 4 bar above - TS: 0°C/+60°C.



d (mm)	20	25	32	40	50	63
DN	15	20	25	32	40	50
code	6200CC015	6200CC020	6200CC025	6200CC032	6200CC040	6200CC050



Level gauge



MG33-P - PVC-U

PVC-U body & float - Flanged PN6 - Aluminium rolls reading ruler - Plexiglas glass - Drain cap - Min. fluid density: 0,8 - PS: 6 bar - TS: 0°C/+60°C - Vertical mounting.

DN	20	20	20	20	20
L (mm)	800	900	1000	1200	1400
code	6200Y0800	6200Y0900	6200Y1000	6200Y1200	6200Y1400

not on stock, on request.



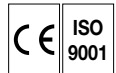
Bistable contact

code	62BSS
------	-------

Flowmeter

DFM - PVC with float

PVC-U body & tube - PDVF float - EPDM gaskets - l/h scale for water at 20°C (other fluids please consult) - Vertical position, upstream flow - Supplied with solvent cement socket ends - **Not for compressed air** - PS: 10 bar - TS: 0°C/+50°C.



d (mm)	DN	range (l/h)	standard float		magnetic float	
			code		code	
16	10	3-24	-		6100AC010H01M	
		5-60	-		6100AC010H03M	
		10-100	6100AC010H04		6100AC010H04M	
		25-250	-		6100AC010H06M	
20	15	5-50	6100BC015H02		-	
		15-150	6100BC015H05		-	
		25-250	6100BC015H06		-	
		40-400	6100BC015H07		6100BC015H07M	
25	20	15-150	6100CC020H05		-	
		40-400	6100CC020H07		6100CC020H07M	
		60-600	6100CC020H08		-	
		100-1000	6100CC020H09		-	
32	25	25-250	6100DC025H06		-	
		40-400	6100DC025H07		6100DC025H07M	
		100-1000	6100DC025H09		-	
		150-1500	6100DC025H10		-	
32	25	60-600	6100EC025H08		6100EC025H08M	
		100-1000	6100EC025H09		6100EC025H09M	
40	32	150-1500	6100EC032H10		6100EC032H10M	
50	40	200-2000	6100EC040H11		6100EC040H11M	
40	32	250-2500	6100EC032H12		6100EC032H12M	
50	40	300-3000	6100EC040H13		6100EC040H13M	
63	50	400-4000	6100EC050H14		-	
		600-6000	6100EC050H15		6100EC050H15M	
		1000-10000	6100EC050H16		6100EC050H16M	
75	65	1500-15000	6100EC065H17		6100EC065H17M	
		2500-25000	6100EC065H18		6100EC065H18M	
		10000-50000	6100EC065H19		-	


ZE951 - Magnetic bistable contact

Cutting power
10VA / 230V AC / 0,5A -
IP65 connector.



	code
NO without flow	61951NO
NC without flow	61951NF

PP cam-lock couplings



MIL-C-27487 & A-A-59326 - Fiberglass reinforced PP body - White EPDM gasket - F304 cams - PS: 6 bar - TS: -10°C/+80°C.

ISO 9001



Female adaptor A

DN	15	20	25	32	40	50	80	100
Ø	1/2"	3/4"	1"	1 1/4"	1 1/2"	2"	3"	4"
code	2211004	2211005	2211006	2211007	2211008	2211009	2211011	2211012



Male coupling B

DN	15	20	25	32	40	50	80	100
Ø	1/2"	3/4"	1"	1 1/4"	1 1/2"	2"	3"	4"
code	2212004	2212005	2212006	2212007	2212008	2212009	2212011	2212012



Hose coupling C

DN	15	20	25	32	40	50	80	100
Ø (mm)	20	25	32	40	50	63	90	110
code	2213004	2213005	2213006	2213007	2213008	2213009	2213011	2213012



Female coupling D

DN	15	20	25	32	40	50	80	100
Ø	1/2"	3/4"	1"	1 1/4"	1 1/2"	2"	3"	4"
code	2214004	2214005	2214006	2214007	2214008	2214009	2214011	2214012



Hose adaptor E

DN	15	20	25	32	40	50	80	100
Ø (mm)	20	25	32	40	50	63	90	110
code	2215004	2215005	2215006	2215007	2215008	2215009	2215011	2215012



Male adaptor F

DN	15	20	25	32	40	50	80	100
Ø	1/2"	3/4"	1"	1 1/4"	1 1/2"	2"	3"	4"
code	2216004	2216005	2216006	2216007	2216008	2216009	2216011	2216012



Cap coupling DC


DN	15	20	25	32	40	50	80	100
code	2217004	2217005	2217006	2217007	2217008	2217009	2217011	2217012



Cap adaptor DP

DN	15	20	25	32	40	50	80	100
code	2218004	2218005	2218006	2218007	2218008	2218009	2218011	2218012

PP Guillemin symmetrical couplings



NF-E 29572 - PP body - White NBR gasket - PS: 6 bar - TS: 0°C/+30°C.

ISO 9001



Female coupling with lock

DN	40	50	80
Ø	1 1/2"	2"	3"
code	2434040	2434050	2434080



Male coupling with lock

DN	40	50	80
Ø	1 1/2"	2"	3"
code	2433040	2433050	2433080



Double reduced

DN	80
DN reduced	50
code	2432081



Hose coupling with lock

DN	40	50	80
Ø	40	50	80
code	2430040	2430050	2430080



Cap with lock

DN	40	50	80
code	2437040	2437050	2437080



Spanners, see page 251



PVC-U body - PS: 16 bar up to DN150, 10 bar above - TS: 0°C/+60°C -
Mandatory packing: 10 pcs up to d 90 or d1 90; individual packing above.



PVC-U fittings



Elbow 90°

Female connections to be glued.

d (mm)	16	20	25	32	40	50	63	75	90	110	125	140	160	200
DN	10	15	20	25	32	40	50	65	80	100	125	125	150	200
code	C90CC016	C90CC020	C90CC025	C90CC032	C90CC040	C90CC050	C90CC063	C90CC075	C90CC090	C90CC110	C90CC125	C90CC140	C90CC160	C90CC200



Elbow 45°

Female connections to be glued.

d (mm)	16	20	25	32	40	50	63	75	90	110	125	140	160	200
DN	10	15	20	25	32	40	50	65	80	100	125	125	150	200
code	C45CC016	C45CC020	C45CC025	C45CC032	C45CC040	C45CC050	C45CC063	C45CC075	C45CC090	C45CC110	C45CC125	C45CC140	C45CC160	C45CC200



Equal tee 90°

Female connections to be glued.

d (mm)	16	20	25	32	40	50	63	75	90	110	125	140	160	200
DN	10	15	20	25	32	40	50	65	80	100	125	125	150	200
code	TECC016	TECC020	TECC025	TECC032	TECC040	TECC050	TECC063	TECC075	TECC090	TECC110	TECC125	TECC140	TECC160	TECC200



Reduced tee 90°

Female connections to be glued.

d (mm)	25x20	32x20	32x25	40x20	40x25	40x32	50x20	50x25	50x32	50x40	63x25	63x32	63x40
DN	20x15	25x15	25x20	32x15	32x20	32x25	40x15	40x20	40x25	40x32	50x20	50x25	50x32
code	TERCC2520	TERCC3220	TERCC3225	TERCC4020	TERCC4025	TERCC4032	TERCC5020	TERCC5025	TERCC5032	TERCC5040	TERCC6325	TERCC6332	TERCC6340

d (mm)	63x50	75x50	90x63	90x75	110x90
DN	50x40	65x40	80x50	80x65	100x80
code	TERCC6350	TERCC7550	TERCC9063	TERCC9075	TERCC11090



Tee 45°

Female connections to be glued.

d (mm)	20	25	32	40	50	63
DN	15	20	25	32	40	50
code	TE45CC20	TE45CC25	TE45CC32	TE45CC40	TE45CC50	TE45CC63

Male nipple

Male threaded.



Ø	1/2"	3/4"	1"	1 1/4"	1 1/2"	2"
code	MECT02	MECT03	MECT04	MECT05	MECT06	MECT07

3 piece union

EPDM tightness - DIN 8063 - Female connections to be glued - PS: 16 bar up to DN50, 10 bar above.



d (mm)	16	20	25	32	40	50	63	75	90
DN	10	15	20	25	32	40	50	65	80
code	U3PCC016	U3PCC020	U3PCC025	U3PCC032	U3PCC040	U3PCC050	U3PCC063	U3PCC075	U3PCC090

Threaded collar for 3 piece union


EPDM tightness - DIN 8063 - Female threaded - PS: 16 bar up to 2", 10 bar above.



d (mm)	16	20	25	32	40	50	63	75
Ø	3/8"	1/2"	3/4"	1"	1 1/4"	1 1/2"	2"	2 1/2"
code	CU3PCT01	CU3PCT02	CU3PCT03	CU3PCT04	CU3PCT05	CU3PCT06	CU3PCT07	CU3PCT08

Female socket

Female connections to be glued.



d (mm)	16	20	25	32	40	50	63	75	90	110	125	140	160	200
DN	10	15	20	25	32	40	50	65	80	100	125	125	150	200
code	MCC016	MCC020	MCC025	MCC032	MCC040	MCC050	MCC063	MCC075	MCC090	MCC110	MCC125	MCC140	MCC160	MCC200

Adaptor

Male (d1) & female (d2) connections to be glued - Male threaded.



d1 (mm)	20	25	32	40	50	63
d2 (mm)	16	20	25	32	40	50
Ø	1/2"	3/4"	1"	1"1/4	1"1/2	2"
code	EACM1602	EACM2003	EACM2504	EACM3205	EACM4006	EACM5007

Threaded nipple with ring

Stainless steel reinforcement ring - Female connection to be glued (d) - Female threaded.



d (mm)	20	25	32	40	50	63
Ø	1/2"	3/4"	1"	1"1/4	1"1/2	2"
code	MRCM2002	MRCM2503	MRCM3204	MRCM4005	MRCM5006	MRCM6307

Hose connection

Male connection to be glued (d1) - Hose connection (d2).



d1 (mm)	16	20	25	32	40	50	63
d2 (mm)	16/18	20/22	25/27	30/32	40/42	50/52	60/64
DN	10	15	20	25	32	40	50
code	ECCC16	ECCC20	ECCC25	ECCC32	ECCC40	ECCC50	ECCC63

PE collar

PE body - TS: 0°C/+80°C - Male connection to be welded.



d (mm)	20	25	32	40	50	63
DN	15	20	25	32	40	50
code	CU3PEP020	CU3PEP025	CU3PEP032	CU3PEP040	CU3PEP050	CU3PEP063

Collar for striated face flange

Female connection to be glued.



d (mm)	20	25	32	40	50	63	75	90	110	125	140	160	200	225	250	315
DN	15	20	25	32	40	50	65	80	100	125	125	150	200	225	250	300
code	CJPC020	CJPC025	CJPC032	CJPC040	CJPC050	CJPC063	CJPC075	CJPC090	CJPC110	CJPC125	CJPC140	CJPC160	CJPC200	CJPC225	CJPC250	CJPC315

Flange

DIN 8063.



d (mm)	20	25	32	40	50	63	75	90	110	125	140	160	200	225	250	315
DN	15	20	25	32	40	50	65	80	100	125	125	150	200	225	250	300
code	BTC020	BTC025	BTC032	BTC040	BTC050	BTC063	BTC075	BTC090	BTC110	BTC125	BTC140	BTC160	BTC200	BTC225	BTC250	BTC315

Reduction

Male (d1) & female (d2) connections to be glued - PS: 16 bar up to d1 225, 10 bar above.



d1 (mm)	20	25	25	32	32	40	40	40	50	50	50	63	63	63	75	75	75
d2 (mm)	16	16	20	20	25	20	25	32	25	32	40	32	40	50	40	50	63
code	RSCC2016	RSCC2516	RSCC2520	RSCC3220	RSCC3225	RSCC4020	RSCC4025	RSCC4032	RSCC5025	RSCC5032	RSCC5040	RSCC6332	RSCC6340	RSCC6350	RSCC7540	RSCC7550	RSCC7563
d1 (mm)	90	90	90	110	110	110	125	125	125	140	140	140	160	160	160	160	
d2 (mm)	50	63	75	63	75	90	75	90	110	90	110	125	90	110	125	140	
code	RSCC3050	RSCC3063	RSCC3075	RSCC11063	RSCC11075	RSCC11090	RSCC12575	RSCC12590	RSCC125110	RSCC14090	RSCC140110	RSCC140125	RSCC16090	RSCC160110	RSCC160125	RSCC160140	

Double reduction

Male (d1) & female (d2 & d3) connections to be glued - PS: 16 bar.



d1 (mm)	25	25	32	32	32	40	40	40	50	50	50	63	63	63	75	75	75
d2 (mm)	20	20	25	25	25	32	32	32	40	40	40	50	50	50	63	63	63
d3 (mm)	16	20	16	20	25	20	25	32	25	32	40	32	40	50	40	50	63
code	RDCC252016	RDCC252020	RDCC322516	RDCC322520	RDCC322525	RDCC403220	RDCC403225	RDCC403232	RDCC504025	RDCC504032	RDCC504040	RDCC635032	RDCC635040	RDCC635050	RDCC756340	RDCC756350	RDCC756363
d1 (mm)	90	90	90	110	110	110	110	125	125	125	125	140	140	160			
d2 (mm)	75	75	75	90	90	90	90	110	110	110	110	125	125	140			
d3 (mm)	50	63	75	50	63	75	90	63	75	90	110	90	110	110			
code	RDCC907550	RDCC907563	RDCC907575	RDCC1109050	RDCC1109063	RDCC1109075	RDCC1109090	RDCC12511063	RDCC12511075	RDCC12511090	RDCC125110110	RDCC14012590	RDCC140125110	RDCC160140110			

Cap

Female connection to be glued.



d (mm)	16	20	25	32	40	50	63
DN	10	15	20	25	32	40	50
code	BCC016	BCC020	BCC025	BCC032	BCC040	BCC050	BCC063

Expansion joint

Female connections to be welded.



d (mm)	20	25	32	40	50	63	75	90	110
DN	15	20	25	32	40	50	65	80	100
axial movement (mm)	54	60	68	74	81	95	108	122	149
code	CDDEC020	CDDEC025	CDDEC032	CDDEC040	CDDEC050	CDDEC063	CDDEC075	CDDEC090	CDDEC110



Solvent cement 1 l - PVC PLUME FF100

code	COLPVC01
------	----------



Cleaning agent 1 l - PVC PLUDET 1000

code	DECAP01
------	---------

PP fittings



Mandatory packing applies

PP-H body - PS: 10 bar - TS: +10°C/+80°C -
Mandatory packing: 10 pcs up to d 63 or d1 63; individual packing above.



Elbow 90°

Female connections to be welded.



d (mm)	20	25	32	40	50	63	75	90
DN	15	20	25	32	40	50	65	80
code	C90PS020	C90PS025	C90PS032	C90PS040	C90PS050	C90PS063	C90PS075	C90PS090

Elbow 45°

Female connections to be welded.



d (mm)	20	25	32	40	50	63	75	90
DN	15	20	25	32	40	50	65	80
code	C45PS020	C45PS025	C45PS032	C45PS040	C45PS050	C45PS063	C45PS075	C45PS090

Equal tee 90°

Female connections to be welded.



d (mm)	20	25	32	40	50	63	75	90
DN	15	20	25	32	40	50	65	80
code	TEPS020	TEPS025	TEPS032	TEPS040	TEPS050	TEPS063	TEPS075	TEPS090

Female socket

Female connections to be welded.



d (mm)	20	25	32	40	50	63
DN	15	20	25	32	40	50
code	MPS020	MPS025	MPS032	MPS040	MPS050	MPS063

Threaded collar for 3 piece union

DIN 8063 - Female threaded.



d (mm)	20	25	32	40	50	63
Ø	1/2"	3/4"	1"	1 1/4"	1 1/2"	2"
code	CU3PPT02	CU3PPT03	CU3PPT04	CU3PPT05	CU3PPT06	CU3PPT07

3 piece union

EPDM tightness - DIN 8063 - Female connections to be welded.



d (mm)	20	25	32	40	50	63
DN	15	20	25	32	40	50
code	U3PPS020	U3PPS025	U3PPS032	U3PPS040	U3PPS050	U3PPS063

Threaded nipple

Female connection to be welded (d) - Female threaded.



d (mm)	20	25	32	40	50	63
Ø	1/2"	3/4"	1"	1"1/4	1"1/2	2"
code	MTPM2002	MTPM2503	MTPM3204	MTPM4005	MTPM5006	MTPM6307

Hose connection

Male connection to be welded (d1) - Hose connection (d2).



d1 (mm)	20	25	32	40	50	63
d2 (mm)	20/22	25/27	30/32	40/42	50/52	60/64
DN	15	20	25	32	40	50
code	ECPS20	ECPS25	ECPS32	ECPS40	ECPS50	ECPS63

Collar for striated face flange

Female connection to be welded.

Pack: 10 pcs



d (mm)	20	25	32	40	50	63	75	90	110
DN	15	20	25	32	40	50	65	80	100
code	CJPPS020	CJPPS025	CJPPS032	CJPPS040	CJPPS050	CJPPS063	CJPPS075	CJPPS090	CJPPS110

Flange

PE - Reinforced with fiberglass - Connections according to ISO 7005/EN 1092/DIN 2501.



d (mm)	20	25	32	40	50	63	75	90	110
DN	15	20	25	32	40	50	65	80	100
code	BTP020	BTP025	BTP032	BTP040	BTP050	BTP063	BTP075	BTP090	BTP110

Reduction

Male (d1) & female (d2) connections to be welded.



d1 (mm)	25	32	32	40	40	50	50	63	63
d2 (mm)	20	20	25	25	32	32	40	40	50
code	RSPS2520	RSPS3220	RSPS3225	RSPS4025	RSPS4032	RSPS5032	RSPS5040	RSPS6340	RSPS6350

O-ring for union

Pack: 10 pcs



	d (mm)	20	25	32	40	50	63	75	90
EPDM	code	JTUE020	JTUE025	JTUE032	JTUE040	JTUE050	JTUE063	JTUE075	JTUE090
	code	JTUF020	JTUF025	JTUF032	JTUF040	JTUF050	JTUF063	JTUF075	JTUF090

Flat gasket for collar

Pack: 10 pcs



	d (mm)	20	25	32	40	50	63	75	90	110	125	140	160	200
EPDM	code	JPCE020	JPCE025	JPCE032	JPCE040	JPCE050	JPCE063	JPCE075	JPCE090	JPCE110	JPCE125	JPCE140	JPCE160	JPCE200
	code	JPCF020	JPCF025	JPCF032	JPCF040	JPCF050	JPCF063	JPCF075	JPCF090	JPCF110	-	-	-	-



Valves for building

• Ball valves	276
• Gate valves	282
• Float valves	283
• Globe valves	283
• Needle valve	284
• Bibcock valves	284
• Check valves	285
• Y-strainers	287
• PVC & PP valves	287

PN25/20



Excluded from 2014/68/EU Directive (article 4, §3) - Nickel-plated CW617N brass body - NBR double o-ring - PTFE seats - Chrome-plated brass ball - Standard bore - Anti-blowout stem - Tracking: "15S" marked on body - TS: -10°C/+110°C.



ISO 9001

Female/female



515 - Red steel lever

516 - Red butterfly handle

Ø	1/4"	3/8"	1/2"	3/4"	1"	1"1/4"	1"1/2"	2"	2"1/2"	3"
PS (bar)	25	25	25	25	25	20	20	16	10	10
pack	10	10	10	10	16	12	8	1	1	1
515 code	515002	515003	515004	515005	515006	515007	515008	515009	515010	515011
pack	15	15	15	12	16					
516 code	516002	516003	516004	516005	516006	-	-	-	-	-

Male/female



562 - Red steel lever

563 - Red butterfly handle

Ø	1/4"	3/8"	1/2"	3/4"	1"	1"1/4"	1"1/2"	2"
PS (bar)	25	25	25	25	25	20	20	16
pack	10	10	10	10	16	12	8	1
562 code	562002	562003	562004	562005	562006	562007	562008	562009
pack	15	15	15	12	16			
563 code	563002	563003	563004	563005	563006	-	-	-

Male/male



572 - Red steel lever

573 - Red butterfly handle

Ø	3/8"	1/2"	3/4"	1"	1"1/4"	1"1/2"	2"
PS (bar)	25	25	25	25	20	20	16
pack	10	10	10	16	12	8	1
572 code	572003	572004	572005	572006	572007	572008	572009
pack	15	15	15	12			
573 code	573003	573004	573005	573006	-	-	-

Female/female - With drainer



574 - Red steel lever

Ø	1/2"	3/4"	1"	1"1/4"	1"1/2"	2"
PS (bar)	25	25	25	20	20	16
pack	10	10	10	8	4	1
code	574004	574005	574006	574007	574008	574009

PN30/20

Excluded from 2014/68/EU Directive (article 4, §3) - Nickel-plated CW617N brass body - PTFE gland pack & seats - Chrome-plated brass ball - **Full bore** - Anti-blowout stem - Tracking: "80S" marked on body - TS: -10°C/+120°C.



ISO 9001

Stainless steel lever



552 - Female/female*

Ø	1/4"	3/8"	1/2"	3/4"	1"	1"1/4"	1"1/2"	2"	2"1/2"	3"
PS (bar)	30	30	30	30	30	20	20	16	10	10
pack	10	10	10	10	10	8	6	4	4	4
code	552002	552003	552004	552005	552006	552007	552008	552009	552010	552011

* While stocks last.

Female/female



580 - Red steel lever
508 - Blue steel lever

586 - Red butterfly handle
564 - Blue butterfly handle

Ø	1/4"	3/8"	1/2"	3/4"	1"	1"1/4"	1"1/2"	2"	2"1/2"	3"	4"
PS (bar)	30	30	30	30	30	20	20	16	10	10	10
pack	10	10	10	10	10	8	6	4	4	4	4
580 code	580002	580003	580004	580005	580006	580007	580008	580009	580010	580011	580012
586 code	586002	586003	586004	586005	586006	-	-	-	-	-	-
508 code	508002	508003	508004	508005	508006	508007	508008	508009	-	-	-
564 code	564002	564003	564004	564005	564006	-	-	-	-	-	-

Male/female



581 - Red steel lever
511 - Blue steel lever

587 - Red butterfly handle
533 - Blue butterfly handle

Ø	1/4"	3/8"	1/2"	3/4"	1"	1"1/4"	1"1/2"	2"
PS (bar)	30	30	30	30	30	20	20	16
pack	10	10	10	10	10	8	6	4
581 code	581002	581003	581004	581005	581006	581007	581008	581009
587 code	587002	587003	587004	587005	587006	-	-	-
511 code	511002	511003	511004	511005	511006	-	-	-
533 code	533002	533003	533004	533005	533006	-	-	-

Male/male



582 - Red steel lever
529 - Blue steel lever

588 - Red butterfly handle
536 - Blue butterfly handle

Ø	3/8"	1/2"	3/4"	1"	1"1/4"	1"1/2"	2"
PS (bar)	30	30	30	30	20	20	16
pack	10	10	10	10	8	6	4
582 code	582003	582004	582005	582006	582007	582008	582009
588 code	588003	588004	588005	588006	-	-	-
529 code	529003	529004	529005	529006	-	-	-
536 code	536003	536004	536005	536006	-	-	-

Female/female - With drainer



585 - Red steel lever **560 - Red butterfly handle**

Ø	1/2"	3/4"	1"	1"1/4"	1"1/2"	2"
PS (bar)	30	30	30	20	20	16
pack	10	10	10	8	6	4
585 code	585004	585005	585006	585007	585008	585009
560 code	560004	560005	560006	-	-	-

Spare stem extension

For PN30/20 series, except butterfly handle valves.



Ø	3/8"	1/2"	3/4"	1"	1"1/4"	1"1/2"	2"
code	9812330	9812331	9812331	9812332	9812333	9812333	9812334



PN40/30 - Lead-free brass



Excluded from 2014/68/EU Directive (article 4, §3) - Nickel-plated **lead-free** CW510L brass body - PTFE gland pack & seats - Chrome-plated brass ball up to 1/2", stainless steel ball above - **Full bore** - Anti-blowout stem - Tracking: "9SP" marked on body - TS: -10°C/+120°C.



ISO 9001

⚠ Complies with the 4MS Composition List & accepted metallic materials for PDW.



Female/female

- 509 - Red steel lever
- 525 - Red butterfly handle
- 501 - Blue steel lever*

Ø	1/4"	3/8"	1/2"	3/4"	1"	1"1/4"	1"1/2"	2"	2"1/2"	3"	4"
PS (bar)	40	40	40	40	40	30	25	20	10	10	10
pack	10	10	10	10	10	8	6	4	1	1	1
509 code	509002	509003	509004	509005	509006SF	509007	509008SF	509009	509010SF	509011	509012SF
525 code	525002	525003	525004	525005	525006	-	-	-	-	-	-
501 code	501002	501003	501004	501005	501006	501007	501008	501009	501010	501011	501012

* While stocks last.



Male/female

- 571 - Red steel lever
- 570 - Red butterfly handle
- 517 - Blue steel lever*

Ø	1/4"	3/8"	1/2"	3/4"	1"	1"1/4"	1"1/2"	2"
PS (bar)	40	40	40	40	40	30	25	20
pack	10	10	10	10	10	8	6	4
571 code	571002	571003	571004	571005	571006	571007	571008	571009
570 code	570002	570003	570004	570005	570006	-	-	-
517 code	517002	517003	517004	517005	517006	517007	517008	517009

* While stocks last.



Male/male

- 566 - Red steel lever
- 565 - Red butterfly handle
- 518 - Blue steel lever*

Ø	3/8"	1/2"	3/4"	1"	1"1/4"	1"1/2"	2"
PS (bar)	40	40	40	40	30	25	20
pack	10	10	10	10	8	6	4
566 code	566003	566004	566005	566006	566007	566008	566009
565 code	565003	565004	565005	565006	-	-	-
518 code	518003	518004	518005	518006	518007	518008	518009

* While stocks last.



Female/female - With drainer

- 510 - Red steel lever
- 530 - Red butterfly handle

Ø	1/2"	3/4"	1"	1"1/4"	1"1/2"	2"
PS (bar)	40	40	40	30	20	20
pack	10	10	10	8	4	4
510 code	510004	510005	510006	510007	510008	510009
530 code	530004	530005	530006	-	-	-



Mandatory packing applies

PN40/30 - NF

Excluded from 2014/68/EU Directive (article 26, §3) - Nickel-plated CW617N brass body - PTFE double-tightness gland pack & seats - EPDM o-ring - Chrome-plated CW617N brass ball up to 1"1/2 - **Full bore - Large flat bearing** - Corrosion resistant handle & nut - Tracking: Airaga marked on body & handle - TS: -5°C/+90°C.



Female/female

577 - Green steel lever

578 - Green aluminium butterfly handle



Ø	1/4"	3/8"	1/2"	3/4"	1"	1"1/4"	1"1/2"	2"
PS (bar)	40	40	40	40	25	25	16	16
pack	10	10	10	10	10	6	3	2
577 code	577002	577003	577004	577005	577006	577007	577008	577009
578 code	578002	578003	578004	578005	578006	-	-	-

Male/female

528 - Green steel lever

569 - Green aluminium butterfly handle



Ø	1/4"	3/8"	1/2"	3/4"	1"	1"1/4"	1"1/2"	2"
PS (bar)	40	40	40	40	25	25	16	16
pack	10	10	10	10	10	6	3	2
528 code	528002	528003	528004	528005	528006	528007	528008	528009
569 code	569002	569003	569004	569005	569006	-	-	-

Male/male

567 - Green steel lever

568 - Green aluminium butterfly handle



Ø	3/8"	1/2"	3/4"	1"	1"1/4"	1"1/2"	2"
PS (bar)	40	40	40	25	25	16	16
pack	10	10	10	10	6	3	2
567 code	567003	567004	567005	567006	567007	567008	567009
568 code	568003	568004	568005	568006	-	-	-

Female/female - With drainer

506 - Green steel lever

526 - Green aluminium butterfly handle



Ø	1/2"	3/4"	1"	1"1/4"	1"1/2"	2"
PS (bar)	25	25	25	25	16	16
pack	10	10	8	5	3	2
506 code	506004	506005	506006	506007	506008	506009
526 code	526004	526005	526006	-	-	-

Female/female - Steem extension

610 - Green steel lever



Ø	1/2"	3/4"	1"	1"1/4"	1"1/2"	2"
PS (bar)	40	40	25	25	16	16
pack	10	10	8	3	2	1
506 code	610004	610005SF	610006	610007	610008	610009

Spare stem extension

For PN40/30 - NF series, except butterfly handle valves.



Ø	1/2"	3/4"	1"	1"1/4"	1"1/2"	2"
code	9812321	9812321	9812322	9812323	9812323	9812324

Valve for gas

AIRAGA

Excluded from 2014/68/EU Directive (article 1, §2V) - Valve for public gas network - Class MOP 5 - CW617N brass body - Anti-blowout stem - Chrome-plated brass ball - PTFE seats - NBR o-ring on stem - PS: 0 to 5 bar - TS: -5°C/+60°C.



620 - Female/female

Ø	1/2"	3/4"	1"	1"1/4"	1"1/2"	2"
pack	10	10	10	5	3	2
code	620004	620005	620006	620007	620008	620009

Stem extension valves


PN25/20 - Excluded from 2014/68/EU Directive (article 4, §3) - Nickel-plated CW617N brass body - PTFE gland pack & seats - Chrome-plated brass ball - Reversible handle - **Full bore** - Tracking: "80S" marked on body - TS: -10°C/+120°C.



Female/female

615 - Red steel lever

617 - Red butterfly handle




Ø	3/8"	1/2"	3/4"	1"	1"1/4"	1"1/2"	2"
PS (bar)	30	30	30	30	20	20	16
H (mm)	50	50	50	60	70	70	70
pack	10	10	8	5	4	3	1
615 code	615003	615004	615005	615006	615007	615008	615009
617 code	-	617004	617005	-	-	-	-

Male/female

616 - Red steel lever

618 - Red butterfly handle



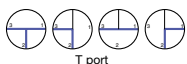
Ø	3/8"	1/2"	3/4"	1"	1"1/4"	1"1/2"	2"
PS (bar)	30	30	30	30	20	20	16
H (mm)	50	50	50	60	70	70	70
pack	10	10	8	5	4	3	1
616 code	616003	616004	616005	616006	616007	616008	616009
618 code	-	618004	618005	-	-	-	-

3 way valves

Excluded from 2014/68/EU Directive (article 4, §3) - Nickel-plated CW617N brass body - PTFE gland pack - Chrome-plated brass ball - 3 way tightness - PS: 16 bar - TS: -10°C/+120°C.



L port



T port

513 - PN16 L-port

514 - PN16 T-port

Ø	1/4"	3/8"	1/2"	3/4"	1"	1"1/4"	1"1/2"	2"
513 code	513002	513003	513004	513005	513006	513007	513008	513009
514 code	514002	514003	514004	514005	514006	514007	514008	514009

Excluded from 2014/68/EU Directive (article 4, §3) - Nickel-plated CW617N brass body - CW614N ball - PTFE gland pack & ball seat - FKM o-ring - Carbon steel handle - L-port: full bore - T-port: standard bore - PS: 25 bar - TS: -10°C/+100°C.



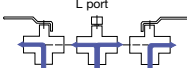
534 - PN25 L-port

535 - PN25 T-port

Ø	1/4"	3/8"	1/2"	3/4"	1"	1"1/4"	1"1/2"	2"	3"
534 code	534002	534003	534004	534005	534006	534007	534008	534009	534011
535 code	535002	535003	535004	535005	535006	535007	535008	535009	535011



L port



T port

Mini valves

Excluded from 2014/68/EU Directive (article 4, §3) - Nickel-plated CW617N brass body - PTFE ball seats - Aluminium handle - Anti-blowout stem - PS: 16 bar - TS: -10°C/+90°C.

ISO 9001



677 - Female/female
697 - Female/female with exhaust hole

Ø	1/4"	3/8"	1/2"
677 code	677002	677003	677004
697 code	697002	697003	697004



674 - Male/female
694 - Male/female with exhaust hole

Ø	1/4"	3/8"	1/2"
674 code	674002	674003	674004
694 code	694002	-	694004



690 - Male/male

Ø	1/4"	3/8"	1/2"
code	690002	690003	690004

Mini valves for compressed air



COMPRESSED AIR

Excluded from 2014/68/EU Directive (article 4, §3) - PN16 - Chrome-plated CW617N brass body - PTFE seats - FKM o-ring - Bore: 5,5 mm - TS: -10°C/+90°C.

ISO 9001



691 - Female/female

Ø	1/8"	1/4"
PS (bar)	16	16
code	691001	691002



692 - Male/female

Ø	1/8"	1/4"
PS (bar)	16	16
code	692001	692002



693 - Male/male

Ø	1/8"	1/4"
PS (bar)	16	16
code	693001	693002

Water meter valves



Excluded from 2014/68/EU Directive (article 4, §3) - Chrome-plated brass ball - CW617N brass body - PTFE gland pack & ball seats - PS: 20 bar - TS: -10°C/+120° C.



ISO 9001



635 - Female/female

Ø free nut	3/4"	3/4"
Ø connection	1/2"	3/4"
pack	10	10
code	635054	635055



636 - Male/female

Ø free nut	1/2"	3/4"	3/4"	3/4"
Ø connection	1/2"	1/2"	3/4"	1"
pack	10	10	10	10
code	636044	636054	636055	636056



638 - Female/female with lock & key

Ø free nut	3/4"
Ø connection	3/4"
code	638055



637 - Male/female with lock & key

Ø free nut	3/4"	3/4"	3/4"	1"
Ø connection	1/2"	3/4"	1"	1"
code	637054	637055	637056	637066

Distribution manifold valves



Excluded from 2014/68/EU Directive (article 4, §3) - CW617N brass body - For flat bearing manifolds - PS: 25 bar - TS: -10°C/+120°C (except 678: TS: -10°C/+100°C).

ISO 9001



633 - Male/female

Ø free nut	1/2"
Ø male	1/2"
pack	10
code	633044



Male/female standard

Ø free nut	1/2"
Ø male	1/2"
pack	10
code	VANP2E



678 - Female/male

Ø	1/2"
pack	10
code	678004

Union fitting valve

Excluded from 2014/68/EU Directive (article 4, §3) - Nickel-plated CW617N brass body - PTFE seats - NBR o-ring on stem - Aluminium handle - **Full bore** - Anti-blowout stem - PS: 25 bar - TS: -10°C/+80°C.

ISO
9001



524 - Male/female

Ø	1/2"	3/4"	1"	1"1/4"
pack	10	10	10	6
code	524004	524005	524006	524007

Other valves

AIRAGA

Excluded from 2014/68/EU Directive (article 4, §3) - CW617N brass body - PTFE gland pack & seats - Chrome-plated brass ball - Aluminium handle - PS: 16 bar - TS: -10°C/+120°C.



ISO
9001



555A - Male/male & male/female

high Ø	1/2"M	1/2"F	3/4"M	3/4"M
low Ø	1/2"M	1/2"M	1/2"M	3/4"M
pack	10	10	10	10
code	555040	555044	555043	555055

Excluded from 2014/68/EU Directive (article 4, §3) - CW617N brass body.

ISO
9001



Valve with probe holder outlet

Ø	1/2"	3/4"	1"
code	9811004	9811005	9811006

Gate valves

Excluded from 2014/68/EU Directive (article 4, §3) - EPDM gland pack - Full bore - Non-rising stem - PS: 16 bar - TS: -10°C/+80°C - Incomplete tightness: loss factor 0,3-0,5%.

102 - Brass

Ø	1/4"	3/8"	1/2"	3/4"	1"	1"1/4"	1"1/2"	2"	2"1/2"	3"	4"
code	102002	102003	102004	102005	102006	102007	102008	102009	102010	102011	102012



146 - Bronze body - Brass gate & inner parts

Ø	1/4"	3/8"	1/2"	3/4"	1"	1"1/4"	1"1/2"	2"	2"1/2"	3"	4"
code	146002	146003	146004	146005	146006	146007	146008	146009	146010	146011	146012



AIRAGA


Excluded from 2014/68/EU Directive (article 4, §3) - Bronze body - CW617N brass gate & bonnet - Metal-metal tightness - PTFE stem gasket - Full bore - Quick closing - PS: 16 bar up to 2", 10 bar above - TS: -10°C/+110°C.

ISO
9001

140 - Bronze - Quick closing

Ø	3/8"	1/2"	3/4"	1"	1"1/4"	1"1/2"	2"	2"1/2"	3"	4"
code	140003	140004	140005	140006	140007	140008	140009	140010	140011	140012





Excluded from 2014/68/EU Directive (article 4, §3) - ACS certification for ref. 491 only - Stainless steel inner mechanism - EPDM gasket - PS: 10 bar - TS: Copper float: 0°C/+80°C or PE float: 0°C/+60°C.



490 - Brass body - PE float **491 - Brass body - Copper float**

Ø male	1/2"	3/4"	1"	1"1/4"	1"1/2"	2"
Ø float	120	150	180	220	220	300
490 code	490004	490005	490006	490007	490008	490009
491 code	491004	491005	491006	491007	491008	491009

Excluded from 2014/68/EU Directive (article 4, §3).

ISO 9001

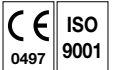
RF1 - PVC-U

PVC-U body - EPDM or FKM seat & gasket - PE float - Stainless steel stem - PS: 10 bar - TS: 0°C/+60°C.



d (mm)	20	25	32	40	60	63	75	90
DN	15	20	25	32	40	50	65	80
EPDM gaskets code	6200RT015	6200RT020	6200RT025	6200RT032	6200RT040	6200RT050	6200RT065	6200RT080
FKM gaskets code	6201RT015	6201RT020	6201RT025	6201RT032	6201RT040	6201RT050	6201RT065	6201RT080

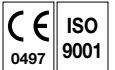
2014/68/EU Directive N°0497 - Risk category III / module H - For fluids of group 2 - B62 Bronze body - Brass globe & bonnet - PTFE gland pack - PS: 16 bar - TS: -10°C/+110°C.



460 - Bronze - Metal-metal tightness **462 - Bronze - PTFE tightness**

Ø	1/4"	3/8"	1/2"	3/4"	1"	1"1/4"	1"1/2"	2"
460 code	460002	460003	460004	460005	460006	460007	460008	460009
462 code	462002	462003	462004	462005	462006	462007	462008	462009

2014/68/EU Directive N°0497 - Risk category III / module H - For fluids from group 2 - B62 Bronze body - Brass union bonnet - F316L seat - PS: 25 bar - TS: -10°C/+180°C.



451 - Bronze - Metal-metal tightness **454 - Bronze - PTFE tightness**

Ø	1/4"	3/8"	1/2"	3/4"	1"	1"1/4"	1"1/2"	2"
451 code	451002	451003	451004	451005	451006	451007	451008	451009
454 code	454002	454003	454004	454005	454006	454007	454008	454009

Excluded from 2014/68/EU Directive (article 4, §3) - CW617N brass body - Micrometric control - PS: 16 bar - TS: -10°C/+110°C.



465 - Column base valve - Brass

Ø	1/2"	3/4"	1"	1"1/4"	1"1/2"	2"
pack	3	3	2	2	2	1
code	465004	465005	465006	465007	465008	465009

Excluded from 2014/68/EU Directive (article 4, §3) - For fluids from group 2 - Brass body up to Ø 2", cast iron body above - PS: 10 bar - TS: -10°C/+100°C.



430 - Perfection valve

Ø	3/4"	1"1/2"	2"	2"1/2"	3"	4"
code	430005	430008	430009	430010	430011	430012

Excluded from 2014/68/EU Directive (article 4, §3) - B62 Bronze body - Brass hat, needle & seat - PS: 25 bar - TS: -10°C/+180°C.

ISO 9001



482 - Bronze

Ø	1/4"	3/8"	1/2"	3/4"
code	482002	482003	482004	482005

Bibcock valves

Excluded from 2014/68/EU Directive (article 4, §3).

ISO 9001

696 - Nickel-plated brass

PS: 16 bar - TS: 0°C/+60°C.



Ø	1/2"	3/4"	3/4"
outlet	3/4"	3/4"	1"
hose	19	19	20,5
pack	8	12	8
code	696045	696055	696056

With butterfly handle -

PS: 16 bar - TS: 0°C/+60°C.



Ø	1/2"	3/4"
outlet	3/4"	3/4"
hose	19	19
pack	8	12
code	696145	696155

682 A - Plain brass

CW617N brass body - Chrome-plated brass ball - PS: 16 bar - TS: 0°C/+60°C.



Ø	1/2"	1/2"	3/4"	3/4"	1"
outlet	3/4"	3/4"	3/4"	1"	1"1/4
hose	17	15	19	22	26
pack	10	15	10	10	4
code	682045	682046	682055	682056	682067

681 A - Plain brass

Same features as fig. 682 except: brass butterfly handle.



Ø	1/2"
outlet	3/4"
hose	17
pack	10
code	681045

680 - Tamped head drive

Nickel-plated CW617N brass body - Chrome-plated brass ball - PS: 16 bar - TS: 0°C/+60°C.



Key for tamped head drive 6 mm

Ø	1/2"	3/4"
outlet	3/4"	3/4"
hose	19	19
code	680045	680055

code	9810401
------	---------

698 - Anti-frost

Chrome-plated CW617N brass body & ball - PS: 30 bar - TS: -10°C/+90°C.



Ø	1/2"
outlet	3/4"
hose	16
code	698045

699 - Nickel-plated brass

With locking device - Brass body & ball - PS: 16 bar - TS: -10°C/+60°C.



Ø	1/2"	3/4"
outlet	3/4"	3/4"
hose	19	19
code	699045	699055

795 - Stainless steel

CF8M body & ball - PS: 16 bar - TS: -10°C/+150°C.



Ø	1/2"	3/4"
outlet	3/4"	3/4"
hose	16	16
code	795045	795055

1345 - Brushed brass

PS: 10 bar - TS: 0°C/+60°C.



Ø	1/2"	3/4"	3/4"
outlet	3/4"	3/4"	1"
hose	17	17	22
code	1345045	1345055	1345056

695 - Watering box

With angle brass ball valve - PS: 16 bar - TS: -10°C/+100°C.



Ø	15	20
male outlet	3/4"	1"
female hose	3/4"+1/2"	3/4"
code	695015	695020

Spring

Excluded from 2014/68/EU Directive (article 4, §3) - CW617N brass body - NBR seat - TS: -10°C/+100°C (except 328, 317 & 316: -10°C/+110°C).



306 - PN16 - Nylon clack



Ø	3/8"	1/2"	3/4"	1"	1"1/4"	1"1/2"	2"	2"1/2"	3"	4"
PS (bar)	16	16	16	16	10	10	10	8	8	8
pack	10	10	10	10	10	10	10	1	1	1
code	306003	306004	306005	306006	306007	306008	306009	306010	306011	306012

303 - PN16 - Nylon clack



Ø	3/8"	1/2"	3/4"	1"	1"1/4"	1"1/2"	2"	2"1/2"	3"	4"
PS (bar)	16	16	16	16	10	10	10	8	8	8
pack	10	10	8	8	6	4	2	1	1	1
code	303003	303004	303005	303006	303007	303008	303009	303010	303011	303012

307 - PN25 - Brass clack



Ø	3/8"	1/2"	3/4"	1"	1"1/4"	1"1/2"	2"	2"1/2"	3"	4"
PS (bar)	25	25	25	25	18	18	18	12	12	12
pack	10	10	10	10	10	10	10	1	1	1
code	307003	307004	307005	307006	307007	307008	307009	307010	307011	307012

305 - Europa® PN25 - Brass clack



Ø	3/8"	1/2"	3/4"	1"	1"1/4"	1"1/2"	2"	2"1/2"	3"	4"
PS (bar)	25	25	25	25	18	18	18	12	12	12
pack	10	10	8	6	4	4	2	1	1	1
code	305003	305004	305005	305006	305007	305008	305009	305010	305011	305012

315 - Roma® PN25 - Heavy model with drainer

Stainless steel 304 inner parts - 2 brass drainer caps - FKM gasket.



Ø	3/8"	1/2"	3/4"	1"	1"1/4"	1"1/2"	2"
PS (bar)	25	25	25	25	18	18	18
pack	10	10	8	6	4	4	2
code	315003	315004	315005	315006	315007	315008	315009

328 - Male/male - Nylon clack



Ø	3/8"	1/2"	3/4"	1"
PS (bar)	16	16	16	16
pack	10	10	8	8
code	328003	328004	328005	328006

317 - Male/female - Nylon clack



Ø	3/8"	1/2"	3/4"	1"
PS (bar)	16	16	16	16
pack	10	10	8	8
code	317003	317004	317005	317006

316 - Female/male - Nylon clack



Ø	3/8"	1/2"	3/4"	1"
PS (bar)	16	16	16	16
pack	10	10	8	8
code	316003	316004	316005	316006

Swing

Excluded from 2014/68/EU Directive (article 4, §3) - CW617N brass body - PS: 10 bar for fig. 301 & 302 - PS: 16 bar for fig. 321 & 322.

ISO
9001

301 - Metal seat

TS: 0°C/+90°C.

302 - EPDM seat for 3/8" to 2" - NBR seat for 2"1/2 to 4"

TS: 0°C/+60°C.



Ø	3/8"	1/2"	3/4"	1"	1"1/4"	1"1/2"	2"	2"1/2"	3"	4"
PS (bar)	10	10	10	10	10	10	10	10	10	10
pack	16	16	15	10	8	5	1	1	1	1
301 code	301003	301004	301005	301006	301007	301008	301009	301010	301011	301012
302 code	302003	302004	302005	302006	302007	302008	302009	302010	302011	302012

321 - Metal seat

TS: 0°C/+90°C.

322 - EPDM seat for 3/8" to 2"

TS: 0°C/+60°C.



Ø	3/8"	1/2"	3/4"	1"	1"1/4"	1"1/2"	2"
PS (bar)	16	16	16	16	16	16	16
pack	10	20	15	10	8	5	1
321 code	321003	321004	321005	321006	321007	321008	321009
322 code	322003	322004	322005	322006	322007	322008	322009

Vertical lift

97/23/EC Directive N°0497 - Risk category III / module H - B62 Bronze body - CW614N Brass union cap - F316L seat - PS: 25 bar - TS: -10°C/+180°C.

CE
0497 ISO
9001

350 - Bronze - Metal-metal tightness

354 - Bronze - PTFE tightness



Ø	1/4"	3/8"	1/2"	3/4"	1"	1"1/4"	1"1/2"	2"
350 code	350002	350003	350004	350005	350006	350007	350008	350009
354 code	354002	354003	354004	354005	354006	354007	354008	354009

Foot valves

Excluded from 2014/68/EU Directive (article 4, §3) - CW617N brass body.

ISO
9001

311 - Nylon clack Stainless steel F304 strainer - NBR gasket - TS: 0°C/+65°C.



Ø	1/2"	3/4"	1"	1"1/4"	1"1/2"	2"	2"1/2"	3"	4"
PS (bar)	16	16	16	10	10	10	8	8	8
pack	10	8	8	6	4	2	1	1	1
code	311004	311005	311006	311007	311008	311009	311010	311011	311012

310 - Nylon clack Stainless steel F304 strainer - NBR gasket - TS: -10°C/+110°C.



Ø	3/8"	1/2"	3/4"	1"	1"1/4"	1"1/2"	2"	2"1/2"	3"	4"
PS (bar)	16	16	16	16	10	10	10	8	8	8
pack	10	10	8	8	6	4	2	1	1	1
code	310003	310004	310005	310006	310007	310008	310009	310010	310011	310012

ISO
9001

304 - Full brass CW617N brass strainer - NBR gasket - TS: 0°C/+90°C.



Ø	1/2"	3/4"	1"	1"1/4"	1"1/2"	2"	2"1/2"	3"	4"
PS (bar)	10	10	10	8	8	8	6	6	6
pack	12	16	15	10	5	1	1	1	1
code	304004	304005	304006	304007	304008	304009	304010	304011	304012

Strainer baskets

Excluded from 2014/68/EU Directive (article 4, §3).

ISO
9001

392 - Nylon threaded end - Stainless steel F304 screen

TS: 0°C/+95°C.

391 - Full stainless steel F316

TS: 0°C/+150°C.



Ø	3/8"	1/2"	3/4"	1"	1"1/4"	1"1/2"	2"	2"1/2"	3"	4"
mesh (mm)	1,2	1,2	1,2	1,2	1,2	1,2	1,2	1,5	1,5	2,0
392 code	392003	392004	392005	392006	392007	392008	392009	392010	392011	392012
mesh (mm)	1,0	1,0	1,0	1,0	1,0	1,0	1,0	1,0	1,0	1,6
391 code	391003	391004	391005	391006	391007	391008	391009	391010	391011	391012

Excluded from 2014/68/EU Directive (article 4, §3) - CW617N brass or bronze body - Stainless steel 304 screen - PS: 16 bar up to 2", 10 bar above - TS: -10°C/+120°C for 206, -10°C/+110°C for 202/203/211.



206 - Brass
Mesh 0,85 mm.

Ø	3/8"	1/2"	3/4"	1"	1"1/4"	1"1/2"	2"	2"1/2"
code	206003	206004	206005	206006	206007	206008	206009	206010



202 - Bronze
Mesh 0,4 mm up to 1", 0,5 mm above.

203 - Bronze - Screen for gas
Mesh 0,3 mm.



Ø	3/8"	1/2"	3/4"	1"	1"1/4"	1"1/2"	2"	2"1/2"	3"	4"
202 code	202003	202004	202005	202006	202007	202008	202009	202010	202011	202012
203 code	203003	203004	203005	203006	203007	203008	203009	203010	203011	203012



211 - Brass with drain cock
Mesh 0,85 mm.

Ø	1/2"	3/4"	1"	1"1/4"	1"1/2"	2"
code	211004	211005	211006	211007	211008	211009



210 - Bronze with drain cock
Mesh 0,85 mm.

Ø	1/2"	3/4"	1"	1"1/4"	1"1/2"	2"
code	210004	210005	210006	210007	210008	210009

PVC & PP valves

CORAPLAX

PVC valves for water

■ Ball valves

Excluded from 2014/68/EU Directive (article 4, §3) - Use : swimming pool, water treatment & distribution - PVC-U body & ball - PP handle - HPDE ball gaskets - EPDM o-ring gaskets - Max. Δp: 3 bar - TS: 0°C/+60°C.

ISO 9001

583 - With glued unions ends



d (mm)	20	25	32	40	50	63	75	90
DN	15	20	25	32	40	50	65	80
PS (bar)	16	16	16	16	16	16	10	10
code	583020	583025	583032	583040	583050	583063	583075	583090

584 - With threaded unions ends



Ø	1/2"	3/4"	1"	1"1/4"	1"1/2"	2"	2"1/2"	3"
PS (bar)	16	16	16	16	16	16	10	10
code	584004	584005	584006	584007	584008	584009	584010	584011

■ Butterfly valve

Excluded from 2014/68/EU Directive (article 4, §3) - PVC-U body & disc - EPDM seat - 7 position ABS handle - ISO Pad - Max. Δp: 3 bar - TS: 0°C/+40°C.

ISO 9001



1100 - Wafer - Flanged PN10

DN	65	80	100	125	150	200
PS (bar)	10	10	10	10	6	6
code	1100065	1100080	1100100	1100125	1100150	1100200

Ball check valve

Excluded from 2014/68/EU Directive (article 4, §3) - EN 12050-4 (for lifting stations) - PVC-U body & ball - EPDM gasket - PS: 10 bar - TS: 0°C/+60°C.

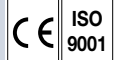


334 - Threaded

Ø	1"1/4	1"1/2	2"	2"1/2	3"
face to face	144	158	190	270	324
code	334007	334008	334009	334010	334011

PVC & PP valves for other fluids

2014/68/EU Directive - Risk category I / module A - EPDM or FKM gaskets - ABS lever - Full bore - Supplied with solvent cement socket ends as standard.



Ball valves

W1 - PVC-U

PVC-U body & ball - TPV seat - PS: 10 bar - TS: 0°C/+55°C.



d (mm)	20	25	32	40	50	63	75	90	110
DN	15	20	25	32	40	50	65	80	100
mandatory pack code	72	60	45	24	16	12	1	1	1
	5100WC015	5100WC020	5100WC025	5100WC032	5100WC040	5100WC050	5100WC065	5100WC080	5100WC100

CL1 - PVC-U

PVC-U body & ball - PTFE seats - Anti-UV protection - PS: 10 bar - TS: 0°C/+55°C.



d (mm)	20	25	32	40	50	63	75	90	110
DN	15	20	25	32	40	50	65	80	100
EPDM gaskets code	5100SC015	5100SC020	5100SC025	5100SC032	5100SC040	5100SC050	5100SC065	5100SC080	5100SC100
FKM gaskets code	5101SC015	5101SC020	5101SC025	5101SC032	5101SC040	5101SC050	5101SC065	5101SC080	5101SC100

CL1 - PP


PP body & ball - PTFE seats - Full bore - PS: 10 bar up to DN65, 6 bar above - TS: +10°C/+80°C.



d (mm)	20	25	32	40	50	63	75	90
DN	15	20	25	32	40	50	65	80
EPDM gaskets code	5110SC015	5110SC020	5110SC025	5110SC032	5110SC040	5110SC050	5110SC065	5110SC080
FKM gaskets code	5111SC015	5111SC020	5111SC025	5111SC032	5111SC040	5111SC050	5111SC065	5111SC080

Butterfly valve

2014/68/EU Directive - Risk category I / module A - Between flanges PN10 - Reinforced PP butterfly - EPDM or FKM seat - Stainless steel stem - ABS lever up to DN200, cast iron gearbox above.



PL1 - PVC-U

PVC-U body - Anti-UV protection - PS: 10 bar - TS: 0°C/+55°C.

d (mm)	50	63	75	90	110	140	160	225	280	315
DN	40	50	65	80	100	125	150	200	250	300
face to face (mm)	34	43	46	49	58	64	70	88	98	108
EPDM seat code	5300SW040	5300SW050	5300SW065	5300SW080	5300SW100	5300SW125	5300SW150	5300SW200	5300SW250	5300SW300



PVC PN10 flanges set

DN	40	50	65	80	100	125	150	200
code	982030	982031	982032	982033	982034	982035	982036	982037